


# CAME ENTROTEC

[CAME.COM/ENTROTEC](http://CAME.COM/ENTROTEC)



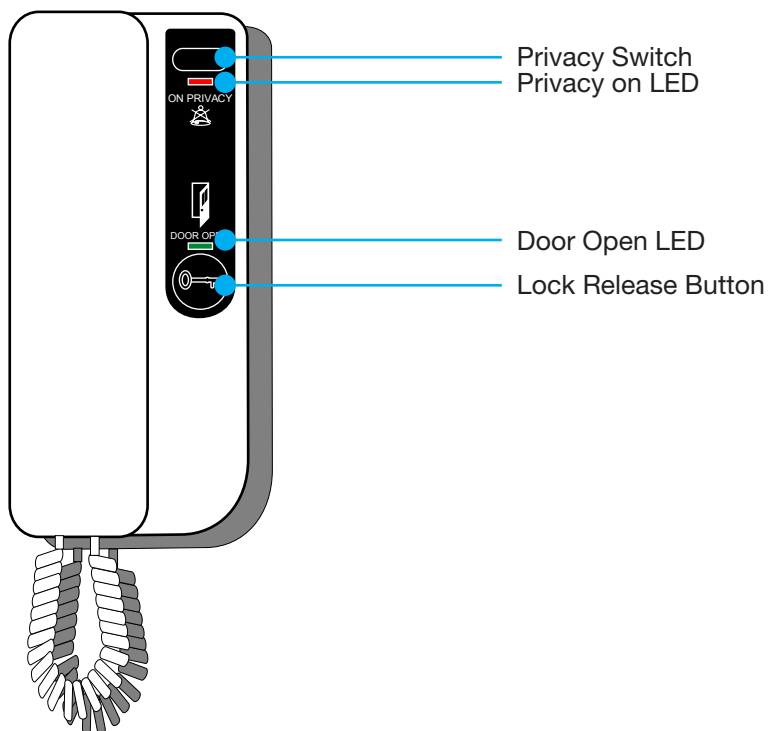
## ED3+ HANDSET



**INSTRUCTIONS FOR USE**

# ED3+ INSTRUCTIONS

CAME  
ENTROTEC



## GENERAL NOTES

The door entry phone system is designed so that you have a limited time to answer a call and allow the caller access or not. This is to save inconvenience to other users of the system.

## INSTRUCTIONS

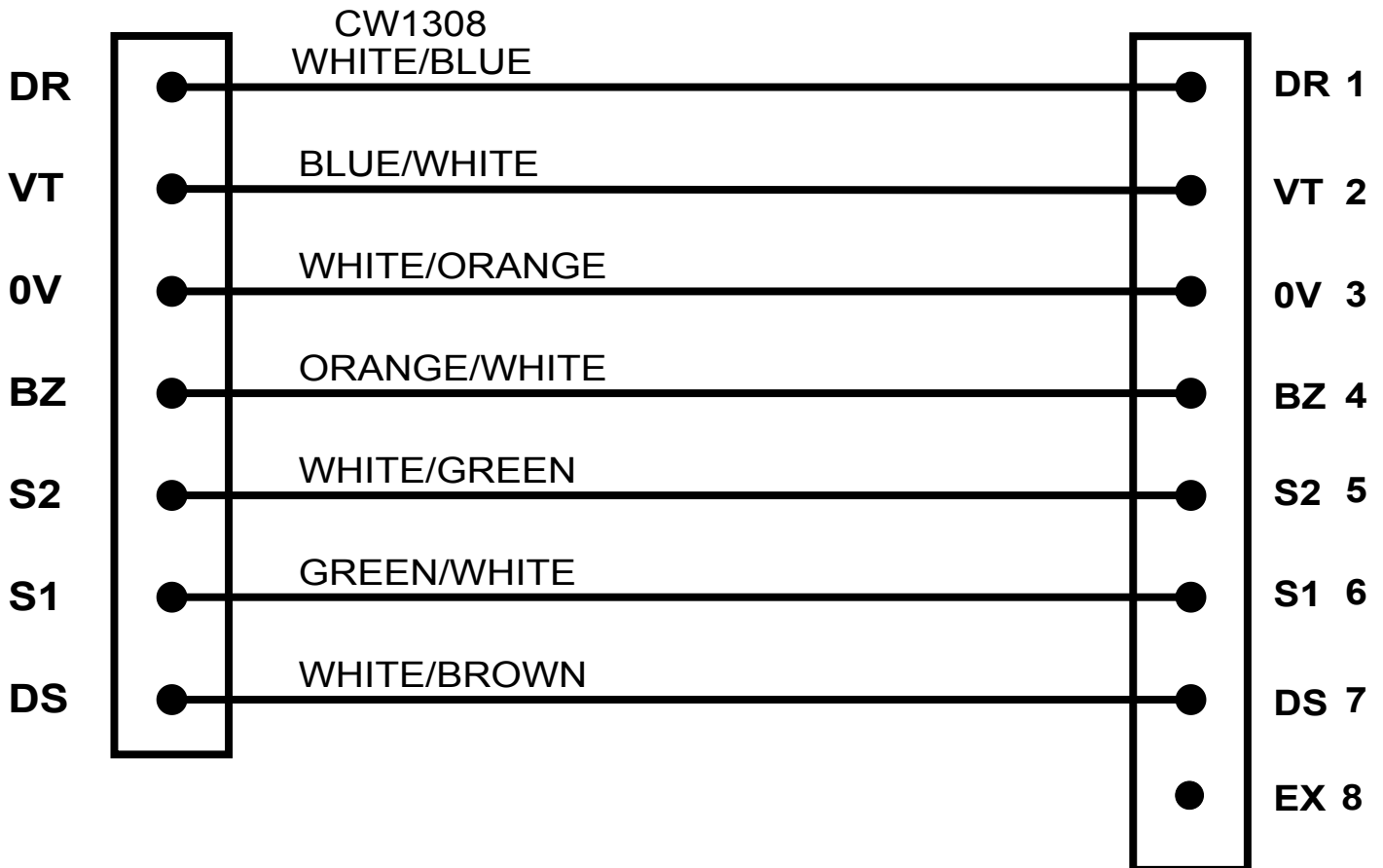
1. When called, the telephone will give a distinctive pulsing tone for up to 25 seconds and then stop. You have approx. 30 seconds to answer the call from the start of the call tone. If the call is not answered within the call period, then the system will reset to allow other visitors to make a call.
2. To answer the call remove the handset from the cradle and speak to the caller.(You have approx. 2 minutes to speak to the caller and then the system will reset).
3. To let the caller gain access, press the lock release button and this will open the door for approximately 10 seconds.
4. When you have completed the call, replace the handset to reset the system.

## PRIVACY SWITCH

5. If you do not wish to be disturbed or annoyed by nuisance calls, press the privacy switch (the Red LED will illuminate to remind you that the handset is in privacy mode). When in this mode the call tone is muted until you reset the switch by pressing it again. If you wish to terminate the privacy period press the privacy switch once, the Red LED will extinguish and allow calls to be heard.

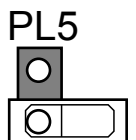
# HANDSET CONNECTION

## PREFERRED COLOUR CODING FOR WIRING HANDSETS



## INSTALLER PLEASE NOTE

1. All ED3+ handsets have a latching Privacy Switch. This should be set in the 'Off' position with the Red LED extinguished to allow call tones to be heard.
2. All ED3+ handsets are fitted with a Call Tone Volume adjustment (VOL). This maybe adjusted to suit level required. Factory setting is full volume
3. On older systems (Vertex and old RDC's) this may make the call tone fade. If this is the case check for no DC on BZ and if 0v fit PL5 link. If there is a DC voltage find source and isolate before fitting link.
4. Terminal 8 must only be connected to an Extension Sounder, Flashing Beacon or other Aux. Equipment.



# CAME ENTROTEC

## **CAME ENTROTEC**

5 Ashwood Court  
Oakbank  
Livingston  
EH53 0TL

**Tel:** 01506 886230

**Support:** 01506 886235



© 2022 - EN - ED3+INS1222

YOU MAY NOT EVEN PARTIALLY REPRODUCE THIS DOCUMENT

CAME RESERVES THE RIGHT TO MAKE ANY CHANGES TO THIS DOCUMENT AT ANY TIME

THE DATA AND INFORMATION SHOWN IN THIS CATALOGUE ARE SUBJECT TO CHANGE WITHOUT OBLIGATION TO GIVE PRIOR NOTICE BY CAME S.P.A, E&OE



### **CAME S.p.A.**

Came cancelli automatici S.p.A.  
is certified for Quality and Environment

**UNI EN ISO 9001**

**UNI EN ISO 14001**

**BS OHSAS 18001**

**[CAME.COM/ENTROTEC](https://www.came.com/entrotec)**