

APEX DIGITAL

Entrance Panel


Overview

Our Apex Digital range of entrance panels is robustly constructed from 316L Marine Grade Stainless Steel to remain resilient to attack and withstand even the most aggressive atmospheric conditions.

To resist vandalism attempts apertures are no greater than 3mm in depth with stainless steel mesh included between internal components and the panel plate for added protection.

5mm lexan windows are used to protect displays and readers from shattering in the event of being exposed to heavy impacts or high temperatures.

For increased security, the panel is front fixed with 5mm stainless steel tamper resistant counter sunk security screws, requiring the use of a special key for removal or re-fitting.



Illuminated OLED Display

Presents a clear visual indication of system operation with status messages

Enter number then press Call
If incorrect press Cancel

Fitting Styles

Customise the finish of your panel on the building fabric with a choice of overlap, bezel and surface mounted designs (Bezel style shown here).

Laser Etched Characters

Customise functional information including block name, operating instructions and associated buttons.

Trades Facility

Set timed periods for trades entry such as postal delivery.

High Quality Speaker

Provides clear audio feedback of system operation.

Digital Keypad

With 0-9 buttons visitors can dial flat numbers easily like a telephone (Pressure Sensitive Buttons shown here).

Security Fixings

Robust construction for vandal resistance.

Coded Access

Enter a PIN code to release the door.

Braille Characters

Braille "Call" and "Cancel" buttons and raised pip on no 5 to aid visually impaired users.



Microphone

Minimises outdoor background noise providing clear, private two-way communication between visitor and resident.

Reader Position

Integrate an electronic Access Control System for simple resident access management.

Dimensions



Overlap

Cutout Dimensions (minimum)
361mm H x 146mm W x 62mm D

Bezel

Cutout Dimensions (minimum)
372mm H x 156mm W x 64mm D

Surface Mount

Cutout Dimensions (minimum)
362mm H x 145mm W x 67mm D

Please contact our Sales Department for entrance panel or backbox dimensions.

Specifications

Technical

Compatible Door Entry System:	Apex
Number of Flats:	1 - 6144
Number of Entrance Panels per System:	1000+
Audio:	Yes
Video:	Yes
Power:	12V DC Input
Temperature:	Operating -20 C to 80 C Storage: -40 C to 80 C

Laser Etched Characters

Colour:	Black
Size:	6mm (24 point) minimum

Braille (Where required)

Type:	Grade II Standard English
Availability:	Block Name & Operating Instructions
Braille "Call" and "Cancel" as standard	

Call Buttons

Digital Telephone Keypad Layout:	0-9 Buttons, Call and Cancel Stainless Steel with contrasting yellow ring
----------------------------------	--

Cut-out Diameter:	19.2mm
Button Types:	

Pressure Sensitive (PSB): Non-moving to prevent vandalism with number laser etched on button (unless specifically requested)

Vandal Resistant (VRB): Provides tactile feedback of input ingress less than 3mm to protect from vandalism with number laser etched on panel to left of button

Trades Facility (Where required)

Optional engraving	Via GMT/BST Time Clock or PIN code at panel
--------------------	---

Coded Access Facility

If activated	
Store up to 10 codes (4-6 digits)	
Programmable via Master Code at Panel or Apex Setup Software	

Call Progress Display

LCD:	Energy efficient Black on White
Configurable status messages include:	<ul style="list-style-type: none"> Welcome message System user instructions The flat number being called Call answered/Call hung up Call cancelled No reply System Busy Privacy feature activated in the flat Door open (with countdown timer) Coded access feature (if fitted)

Speaker Amp & Microphone

Split Speaker Amplifier and Microphone	
Frequency Range:	250 Hz to 10k Hz
Adjustable speaker volume and microphone gain	
Maximum volume with minimum feedback	

Reader Position

Where required	
Integrate Access Control: Easitag, Apex, KMS, PAC	
Choice of Readers	

Additional Options

Integrated Panel Camera: HAD CCD	1/4" Sony Super
Engraved Corporate Logos	
Block Select	
Single Block Calling	
Pre-programming Service	

DDA Additions

A range of features are available to aid visitors with disabilities:	<ul style="list-style-type: none"> Contrasting yellow rings around buttons to distinguish from stainless steel of call panel Illuminated LCD display with system operating instructions Yellow contrasting reader with tactile key symbol 0-9 telephone keypad with raised pimple on number "5" Braille "Call" and "Cancel" Audible feedback of operation
--	---