



NEW
ED5
AUDIO ENTRY
HANDSET

OUTSTANDING
PERFORMANCE

CAME 
ENTROTEC

CAME.COM/ENTROTEC



ED5 HANDSET

The ED5 Handset allows an occupant of a dwelling to answer a call from a visitor at a communal entrance and have a two-way simultaneous conversation. They can then enable the remote operation of the electric locking device to permit the visitor access.

The ED5 is constructed from hard wearing HIPS plastic in a sleek and modern design. HIPS has good mechanical properties; impact resistance and toughness. The handset is a 'surface mount' design for easy installation.

The ED5 is compatible with APEX, Elite and legacy DC systems.

MINIMAL AND THIN

An ergonomically designed receiver which combines minimalism and functionality. Matt white finish and a sleek, streamlined shape for only 21 mm thickness.

IMPROVED CRADLE SWITCH


Developed with precision and long service life in mind, the ED5 handset has been redesigned with an improved cradle switch that is both hard wearing and of high quality maintaining the device performance even with high levels of use.

VOLUME ADJUSTMENT

Ringtone volume can be easily controlled via the easy to locate slider on the right hand side of the handset. Offering three levels of call tone volume.



Handset



Privacy On / Off

Door Status indicator

Concierge Callback

Door release


EASY INSTALLATION

Supplied surface mounted, installation of ED5 couldn't be easier, with no tracing work required prior to installation.



MOUNTING FRAME PROVIDED

Where customers are swapping over to the new design of handset, a decorative cover plate may be required to merge the old and new footprints as well as provide pre-drilled holes for wall fixings.



PREVIOUS MODELS COMPATIBILITY


ED5 has been designed for ease of retrofit, so system upgrades can be carried out easily, with easily accessible wiring on the back of the receiver. ED5 is a direct replacement for the ED3+, ED4+ and ED4+/CONC.



TABLE MOUNTING

ED5 can be supplied with an additional table mounting device to further the flexibility of use.






Handset wiring connector to APEX or ELITE marshalling board.

TECHNICAL FEATURES

MODEL	ED5 (840CA-0070)
Buttons	16mm door release, privacy and concierge call back buttons
Privacy	6 timeout settings, 5, 15 or 30 minutes, 1, 4 or 8 hours. Can be disabled or latched on/off
Call tone	Pulsed tone with External volume adjustment slider on RHS. Muted call tone when on privacy
Operating Voltage	12-15V DC (13.8V Nominal)
Power Consumption	2.6W Max, 0.15W Quiescent
Cabling	CAT5/ CW1308 4 pair minimum (leaves 1x core spare) – Note: 3 pair can be used if Door Open LED function omitted
Connections	10-way Screw Terminal – slotted head
Dimensions	115 x 189 x 27(without receiver) 115 x 189 x 50mm (with receiver) (approximate excluding cable)
Colour	White

DIMENSIONS



CODES / ITEMS

CODES	ITEMS	DESCRIPTIONS
AUDIO ENTRY HANDSET		
840CA-0070	ED5	Audio entry handset for APEX and ELITE systems, white colour.
ACCESSORIES		
840XC-0140	AGT KT A	Desktop stand for ED5.

© CAME SPA - ED523 - 2023 - EN
CAME reserves the right to make any changes to this document, at any time. Even partial reproduction is prohibited.

CAME ENTROTEC
5 Ashwood Court
Oakbank
Livingston
EH53 0TL

Tel: 01506 886230
Support: 01506 886235

CAME 
ENTROTEC

© ED5HANDSET0423 - 2023 - EN
YOU MAY NOT EVEN PARTIALLY REPRODUCE THIS DOCUMENT
THE DATA AND INFORMATION SHOWN IN THIS CATALOGUE ARE SUBJECT TO CHANGE WITHOUT OBLIGATION TO GIVE
PRIOR NOTICE BY CAME S.P.A. E&OE

[CAME.COM/ENTROTEC](https://www.came.com/entrotec)