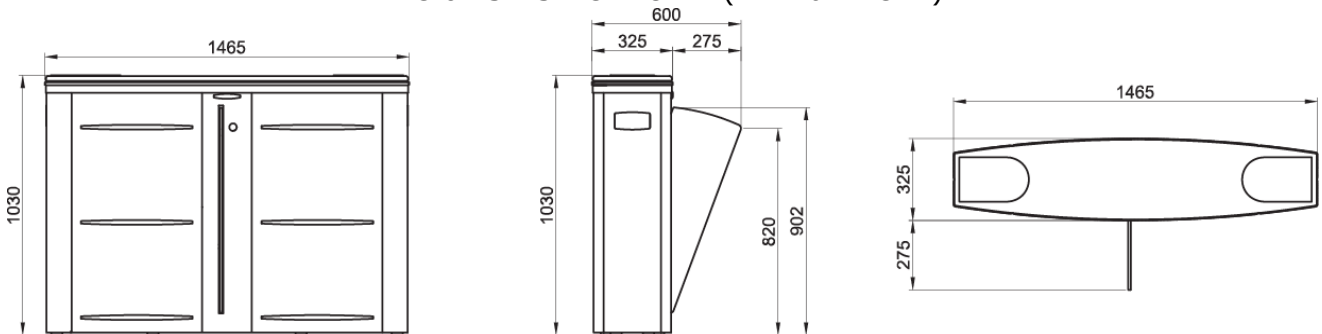


HG 01 S / HG 01 C TECHNICAL SPECIFICATIONS

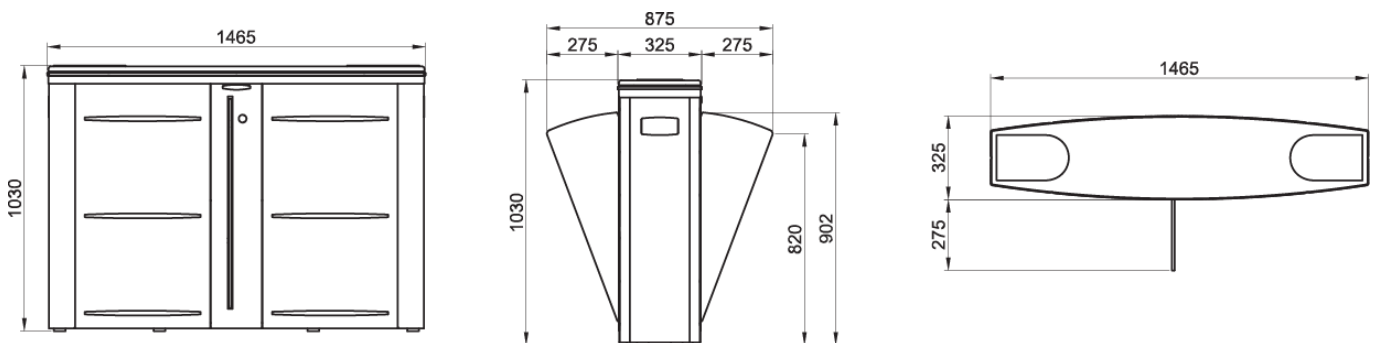
HG 01 S HG 01 C



HG 01 S : SINGLE UNIT (LEFT or RIGHT)



HG 01 C : CENTER UNIT



Power Requirements : 110/220 - 240V. 60/50Hz. AC (%±10) 24V.DC
 -At standby ~10W. During operation ~39W. (Single-sided)
 -At standby ~20W. During operation ~78W. (Central unit)

Dimensions : For Single unit : 1465 x 1030 x 325 + arm length (275) mm
 For Central unit: 1465 x 1030 x 325 + arm length (275 x 2) mm

Wing Movement : Electronically controlled rapid wing movement for quick and smooth passages.

Wing Features : RGB LED illuminated, 10 mm. thick tempered glass (impact resistant).

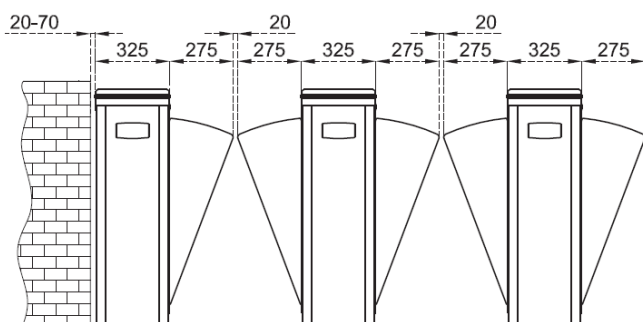
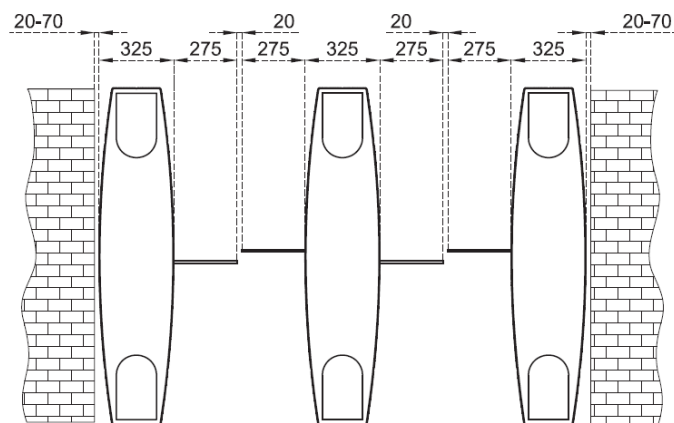
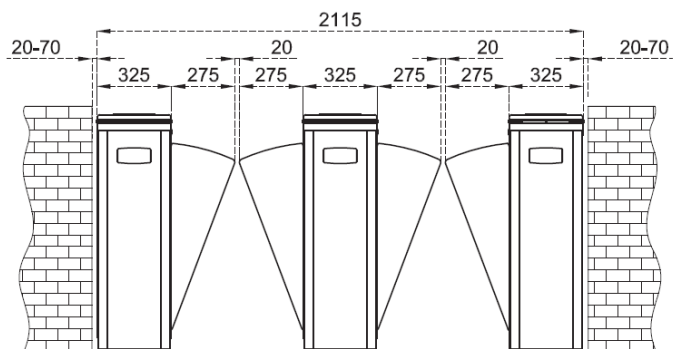
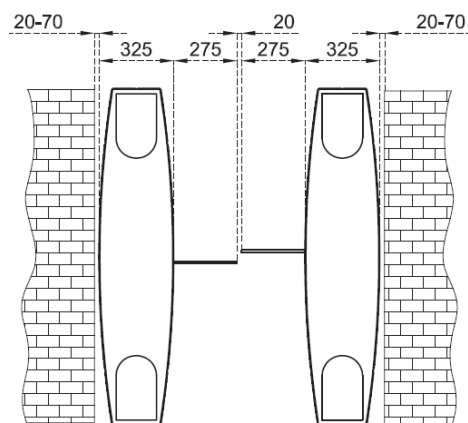
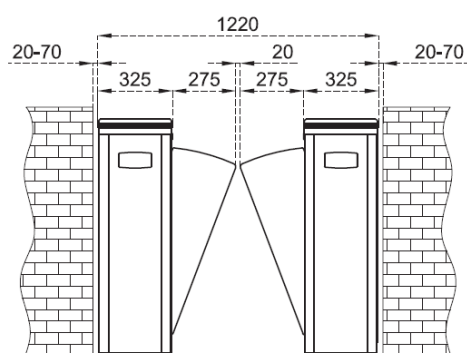
HG 01 S / HG 01 C TECHNICAL SPECIFICATIONS

Top Lid	: 20 mm. thick natural granite (Star Galaxy Black) stone on top is standard feature for a decorative and aesthetical appearance. Different granite patterns and colours are available. (Opt. Stainless steel or wood)
Body Features	: The central and the front panels are DIN 304-grade satin finished stainless steel; lateral panels are standard grid 304-grade stainless steel. Stainless steel and acrylic plates for both directions are provided with the top lid for covering reader devices. Adequate space is available under these plates for installation of various reader devices and wiring. Acrylic plates are recommended for the integration of RF units.
Indicator & Display Features	: On the front panels, graphical LED status displays of Green Arrow and Red Cross are provided as standard feature. In addition, an illuminated acrylic layer under the granite top lid is included. At standby, the acrylic layer illuminated in blue; during authorised passages it flashes green; when an unauthorized attempt is detected or during alert mode it flashes red.
Operating Temperature, Humidity, IP Rating	: -20°C to +68°C / RH 95% non-condensing / IP 44 Indoor Model
Control System	: All inputs are opto-coupler protected .Controlled by dry contact or grounding input. Compatible with all access control systems that provide dry contact or grounding outputs. Optional RS232/RS485/TCP IP control module is available.
System Features& Operation	: Normally Closed Position: The wings are closed crossing the lane at standby. Wings open rapidly to allow passage when input is received by either direction. Internal dip switch selectable free passage by photocell detection, restricted access, controlled access on both or single direction modes are built in features.
Output Data	: The system provides dry contact passage feedback by relays.
Emergency Mode	: The system allows free passage by opening the wings while turning all indicators green upon receiving emergency input from an alarm system. Wings open automatically in case of a power failure in default fail-open mode (powered by internal back-up battery). User can select fail-closed mode by internal dip witch.
Wing Speed	: Wing speed is electronically controlled by adjustable PWM motor drive system. -Wing Opening Speed= ~0,8 seconds by default, ~0,6 – 1,5 sec. adjustable. -Wing Closing Speed= ~0,8 seconds by default, ~0,6 – 1,5 sec. adjustable. ❖ The above figures for standard tempered glass wings.
Flow Rate	: Capacity of Mechanism: ~1-120 passages/minute; Nominal: ~25-50 passages/minute (Recommended reference figure). ❖ Utilisation of different access control units can change the flow rate.
Standard Features	: Dot matrix direction and status indicators, natural granite top lid, stainless steel and acrylic reader cover plates for both directions.
Optional Accessories and Applications	: Tempered glass side (lateral) panels, Remote control unit, interface unit for PC, RS485, RS232 and LAN, counter, audio-messaging system, alarm sensor, base plate, coin slot/intelligent coin system and coin box, separator, card reader pole.

**Design and specifications are subject to change without notice.*

***Because the top lid is made of natural granite, it may have variations in colour tones and patterns.*

HG 01 S / HG 01 C TECHNICAL SPECIFICATIONS



+... n ...+

