

# VIDEO ENTRY SYSTEMS CATALOGUE 2024



**CAME** 

[CAME.COM](https://www.came.com)


FEBRUARY 2025



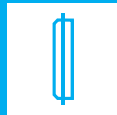


**CAME** 

# GENERAL INDEX AND LEGEND OF SYMBOLS



Wall mounted



Recess  
mounted



Wireless



Handsfree audio



Version for the  
hearing impaired



Water and dust  
protection



Shock protection  
rating



3.5" display



4.3" display



5" display



7" display

|   |                                  |
|---|----------------------------------|
| 4 | LEGEND OF SYMBOLS                |
| 6 | GUIDE TO SELECTION: RECEIVERS    |
| 8 | GUIDE TO SELECTION: ENTRY PANELS |

## 10 VIDEO ENTRY SOLUTIONS

### 10 VIDEO ENTRY RECEIVERS

|    |       |
|----|-------|
| 12 | XTS   |
| 16 | AGT   |
| 20 | PLX   |
| 22 | OPALE |

### 26 VIDEO ENTRY PANELS

|    |         |
|----|---------|
| 28 | XVP     |
| 30 | MTM     |
| 32 | VRW     |
| 34 | VRM     |
| 36 | MODULES |

## 54 AUDIO ENTRY SOLUTIONS

### 54 AUDIO ENTRY RECEIVERS

|    |     |
|----|-----|
| 56 | AGT |
| 60 | PLX |

### 62 AUDIO ENTRY PANELS

|    |         |
|----|---------|
| 64 | MTM     |
| 66 | VRW     |
| 68 | VRM     |
| 70 | MODULES |

## 92 SOLUTIONS FOR RECEPTIONS AND CONCIERGES

|    |               |
|----|---------------|
| 94 | MITHO SB      |
| 96 | INTERCOM VIEW |

## 98 SYSTEM DEVICES

## 108 ANALYTICAL INDEX

# GUIDE TO SELECTION: RECEIVERS

| DESCRIPTION |                            | ENTRY PHONES  |  | VIDEO ENTRY PHONES  |  |
|-------------|----------------------------|---|--|---|--|
|             |                            |  |  |  |  |
|             |                            | AGT AUDIO   | PLX AUDIO  | AGT VIDEO   |  |
|             |                            | Handset entry phone   | Audio hands-free   | Handset video entry phone with 5" LCD display                                       |  |
| INSTALLING  | Wall (l x h x d) (mm)      | 116 x 190 x 21 (44.5)   | 125 x 125 x 31   | 204 x 190 x 21 (44.5)   |  |
|             | Built-in (l x h x d) (mm)  | -   | -  | -   |  |
|             | For table (accessory code) | AGT KT A<br>840XC-0140  | KT A<br>61800680   | AGT KT V<br>840XC-0150  |  |
|             | Max. absorption            | 30 mA   | 80 mA  | 175 mA  |  |
| SYSTEMS     |                            |  |  |  |  |
| COMMANDS    | Door opener                | ✓   | ✓  | ✓   |  |
|             | Automatic door opener      | ✓ (AGT A EVO)   | ✓  | ✓   |  |
|             | Cyclical selection         | -   | -  | ✓   |  |
|             | Auxiliary commands (no.)   | ✓ 1 (AGT A), 2 (AGT A 200/K/EVO), up to 5 (AGT A EVO)                             | ✓ 5  | ✓ 1   |  |
|             | Gate opener (Latch)        | ✓ (excluding 200 system)  | ✓  | ✓ (excluding 200 system)  |  |
| FUNCTIONS   | Melodies                   | ✓ (excluding 200 system)  | ✓  | ✓   |  |
|             | Intercom                   | ✓ 6 (AGT A EVO), 4 (AGT A200 EVO)   | ✓ 6  | -   |  |
|             | Porter calling             | ✓ (excluding AGT A200)  | ✓  | ✓   |  |
|             | In-conversation mute       | ✓ (excluding system 200)  | -  | ✓ (excluding system 200)  |  |
|             | Ring exclusion             | ✓ (excluding AGT A200)  | ✓  | ✓   |  |
|             | In-call zoom               | -   | -  | -   |  |
|             | Audio video recording      | -   | -  | -   |  |
|             | App licences included      | -   | -  | -   |  |
| ADJUSTMENTS | Ring volume adjustment     | ✓ (excluding AGT A200)  | ✓  | ✓   |  |
|             | Brightness adjustment      | -   | -  | ✓   |  |
|             | Contrast adjustment        | -   | -  | ✓   |  |
|             | Colour adjustment          | -   | -  | ✓   |  |













The AGT, Opale and Perla video entry phone receivers are also available in a version with "T" type induction equipment interface device (for wearers of hearing aids).  
All the video entry phone receivers are provided with input for calling from the landing.



|  | VIDEO ENTRY PHONES  |   |   | DESCRIPTION |
|--|---|---|---|-------------|
|  |  |  |  |             |
|  | PLX VIDEO   | OPALE   | XTS   |             |
|  | Hands-free video receiver with 5" LCD display                                     | Handsfree video entry phone with 3.5" (Opale) or 4.3" (Opale W) LCD display       | Handsfree video entry phone with 5" or 7" touch screen LCD display                  | INSTALLING  |
|  | 155 x 170 x 31  | 158 x 138 x 31  | 185 x 129 x 24 (7")<br>138 x 98 x 24 (5")   |             |
|  | -   | 158 X 138 X 9   | 185 x 129 x 11 (7")<br>138 x 98 x 11 (5")   |             |
|  | KT V<br>62800550  | KT V<br>62800550  | XTS 7 KT - 840XC-0120<br>XTS 5 KT - 840XC-0130                                      |             |
|  | 200 mA  | 250 - 360 mA  | 350 - 520 mA  | SYSTEMS     |
|  |  |  |  |             |
|  | ✓   | ✓   | ✓   | COMMANDS    |
|  | ✓   | ✓ (Opale Wide)  | ✓   |             |
|  | ✓   | ✓   | ✓   |             |
|  | ✓ 5   | ✓ 10  | ✓ ∞   |             |
|  | ✓   | -   | -   | FUNCTIONS   |
|  | ✓   | ✓   | ✓   |             |
|  | ✓ 8   | ✓ 8   | ✓ ∞   |             |
|  | ✓   | ✓   | ✓   |             |
|  | ✓   | ✓   | ✓   |             |
|  | ✓   | ✓   | ✓   |             |
|  | -   | -   | ✓   |             |
|  | -   | ✓ (Opale Wide)  | ✓   |             |
|  | -   | -   | 19 (XTS 7IP), 4 (XTS 7)   | ADJUSTMENTS |
|  | ✓   | ✓   | ✓   |             |
|  | ✓   | ✓   | ✓   |             |
|  | ✓   | ✓   | -   |             |
|  | ✓   | ✓   | -   |             |

# GUIDE TO SELECTION: ENTRY PANELS

| DESCRIPTION     |  | MONOLITHIC  | MODULAR  |   |
|-----------------|--|---|--|---|
|                 |  |  |  |  |
|                 |  | XVP   | MTM  | MTM VR  |
|                 |  | Touch screen video door entry panel   | Modular external unit with standard finish   | Modular entry panel with vandal-proof finish  |
| INSTALLING      | Wall (l x h x d) (mm)  | 153 x 406 x 50  | -  | -   |
|                 | Wall unit with rain cover (l x h x d) (mm)                         | -   | 135 x h* x 64<br>*h = 140, 230, 320 or 410   | 135 x h* x 64<br>*h = 140, 230, 320 or 410  |
|                 | Built-in (l x h x d) (mm)  | 153 x 406 x 15  | 130 x h* x 13<br>*h = 136, 226, 316 or 406   | 130 x h* x 15<br>*h = 136, 226, 316 or 406  |
|                 | Built-in unit with rain cover (l x h x d) (mm)                     | -   | 136 x h* x 34<br>*h = 137, 227, 317 or 407   | 136 x h* x 34<br>*h = 137, 227, 317 or 407  |
| SYSTEMS         |  |  |  |  |
|                 |  |   |  |   |
| CHARACTERISTICS | Button call  | -   | ✓  | ✓   |
|                 | Digital call   | ✓   | ✓  | ✓   |
|                 | Graphical display  | -   | ✓  | ✓   |
|                 | Key backlighting   | -   | BLUE AND WHITE LEDs  | BLUE AND WHITE LEDs   |
|                 | Touch-screen display   | ✓ TFT 7"  | -  | -   |
|                 | Protection rating (IP)   | IP55  | IP54   | IP54  |
|                 | Grade of impact resistance (IK)                                    | IK08  | IK07   | IK09  |
|                 | Electrical locking output (12 V)                                   | ✓   | ✓  | ✓   |
|                 | Relay with configurable activation                                 | ✓   | ✓ (excluding Audio Lite)   | ✓ (excluding Audio Lite)  |
|                 | Audio volume adjustment  | ✓   | ✓  | ✓   |
|                 | Connection, command and timer adjustment of the electrical locking | ✓   | ✓  | ✓   |
|                 | Access Control   | ✓   | ✓  | ✓   |
|                 | Visual indications for the disabled                                | ✓   | ✓ (excluding Audio Lite)   | ✓ (excluding Audio Lite)  |
|                 | Speech synthesis of messages                                       | ✓   | ✓ (excluding Audio Lite)   | ✓ (excluding Audio Lite)  |
|                 | Use without server (Serverless)                                    | ✓   | ✓ (only IP360 version)   | ✓ (only IP360 version)  |

| MODULAR   |  | DESCRIPTION     |
|---|--|-----------------|
|    |   |                 |
| VRW   | VRM  | INSTALLING      |
| UK manufactured stainless steel front plated external unit with vandal resistant finish   | UK manufactured stainless steel front plated external unit with vandal resistant finish  |                 |
| All panels are modular or custom made, so sizes will vary.  | All panels are modular or custom made, so sizes will vary.   | SYSTEMS         |
|      |      |                 |
| ✓   | ✓  | CHARACTERISTICS |
| ✓   | ✓  |                 |
| ✓   | ✓  |                 |
| BLUE AND WHITE LEDs   | BLUE AND WHITE LEDs  |                 |
| -   | -  |                 |
| IP65  | IP65   |                 |
| IK09  | IK09   |                 |
| ✓   | ✓  |                 |
| ✓ (excluding Audio Lite)  | ✓ (excluding Audio Lite)   |                 |
| ✓   | ✓  |                 |
| ✓   | ✓  |                 |
| ✓   | ✓  |                 |
| ✓ (excluding Audio Lite)  | ✓ (excluding Audio Lite)   |                 |
| ✓ (excluding Audio Lite)  | ✓ (excluding Audio Lite)   |                 |
| ✓(only IP360 version)   | ✓(only IP360 version)  |                 |







# VIDEO ENTRY RECEIVERS

|    |       |
|----|-------|
| 12 | XTS   |
| 16 | AGT   |
| 20 | PLX   |
| 22 | OPALE |



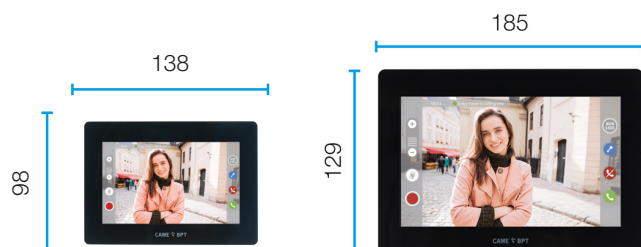
7" display



5" display



Handsfree audio



**Recess mounted**  
11 mm thick

**Wall mounted**  
24 mm thick

XTS is the video intercom with fully capacitive touch screen TFT display available in 7" and 5" versions. The minimalist design and the quality of the materials enhance its elegance.

The anti-reflective glass screen is equipped with OPTICAL BONDING technology that guarantees perfect viewing in all light conditions, as well as increased scratch and impact resistance.

It is provided with configurable quick commands, AUX for activation of auxiliary functions and a "Panic" button for emergency calls to the porter.

The version with integrated Wi-Fi allows you to manage the system and open the door from your smartphone.

### MAIN FUNCTIONS

- Display with OPTICAL BONDING technology
- Unlimited calls to other receivers and smartphones and tablets
- Video answering service, stores up to 100, 10-second audio and video messages.
- Real-time display of IP camera images
- Audio and video recording during conversations
- Sending and receiving text messages from the concierge
- Self-inserting video of entry panels with cyclic selection
- Automatic opening function during business hours



CAME VIDEOENTRY

The CAME VIDEOENTRY App allows the user to remotely manage video door phone systems.



Available for free on:  
APP STORE and  
GOOGLE PLAY



## XTS 7IP WH WIFI 840CH-0060

## XTS 7IP BK WIFI 840CH-0070



### PLUS

- On-board WiFi for remotely controlling calls over smartphones running the specific App
- Up to 19 mobile devices for managing the system from any remote location
- Adjust/exclude ringtone, with alert LED when set to exclude mode
- Customizable user interface with UI Creator software
- Contacts list and favorites list



## XTS 5IP WH 840CH-0090

## XTS 5IP BK 840CH-0100



### PLUS

- Audio video settings: ringtone volume, display brightness, interface backgrounds
- Different melodies for entry panels and landings
- Block display function for cleaning
- Adjust/exclude ringtone, with alert LED when set to exclude mode
- Customizable user interface with UI Creator software
- Contacts list and favorites list



### TECHNICAL CHARACTERISTICS

| MODELS                            | XTS 7IP WH WIFI  | XTS 7IP BK WIFI  | XTS 5IP WH      | XTS 5IP BK      |
|-----------------------------------|------------------|------------------|-----------------|-----------------|
| Dimensions (mm)                   | 185 x 129 x 24   | 185 x 129 x 24   | 138 x 98 x 24   | 138 x 98 x 24   |
| Local power supply (V)            | 14 ÷ 18 DC       | 14 ÷ 18 DC       | 14 ÷ 18 DC      | 14 ÷ 18 DC      |
| Local absorption (mA)             | -                | -                | -               | -               |
| PoE power supply                  | IEEE 802.3af-PD  | IEEE 802.3af-PD  | IEEE 802.3af-PD | IEEE 802.3af-PD |
| Consumption in stand-by mode (mA) | 340              | 340              | 270             | 270             |
| Max. absorption (mA)              | 420              | 420              | 330             | 330             |
| Operating temperature (°C)        | 0 ÷ +40          | 0 ÷ +40          | 0 ÷ +40         | 0 ÷ +40         |
| Protection rating (IP)            | 30               | 30               | 30              | 30              |
| Video standard                    | H.264            | H.264            | H.264           | H.264           |
| Frequency (MHz)                   | 2.412 - 2.472    | 2.412 - 2.472    | -               | -               |
| Wireless Standard                 | IEEE 802.11b/g/n | IEEE 802.11b/g/n | -               | -               |
| Colour                            | White            | Black            | White           | Black           |

## XTS 7 WH WIFI 840CH-0030

## XTS 7 BK WIFI 840CH-0040



### PLUS

- On-board WiFi for remotely controlling calls over smartphones running the specific App
- Up to 19 mobile devices for managing the system from any remote location
- Adjust/exclude ringtone, with alert LED when set to exclude mode
- Customizable user interface with UI Creator software
- Contacts list and favorites list
- Local power supply 14 -18 VDC



## XTS 7 WH WFBF 840CH-0050



### PLUS

- Suitable for hearing aid users
- On-board web server for configuring and managing via the browser



## XTS 7IP WH WFBF 840CH-0080



### PLUS

- Full-duplex handsfree audio
- Suitable for hearing aid users



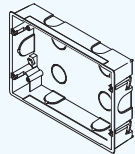
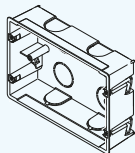




### TECHNICAL CHARACTERISTICS

| MODELS                            | XTS 7 WH WIFI    | XTS 7 BK WIFI    | XTS 7 WH WFBF    | XTS 7IP WH WFBF  |
|-----------------------------------|------------------|------------------|------------------|------------------|
| Dimensions (mm)                   | 185 x 129 x 24   | 185 x 129 x 24   | 185 x 129 x 24   | 185 x 129 x 24   |
| Local power supply (V)            | 14 ÷ 18 DC       | 14 ÷ 18 DC       | 14 ÷ 18 DC       | 14 ÷ 18 DC       |
| Local absorption (mA)             | 520              | 520              | 520              | -                |
| PoE power supply                  | -                | -                | -                | IEEE 802.3af-PD  |
| Consumption in stand-by mode (mA) | 360              | 360              | 360              | 340              |
| Max. absorption (mA)              | -                | -                | -                | 420              |
| Operating temperature (°C)        | 0 ÷ +40          | 0 ÷ +40          | 0 ÷ +40          | 0 ÷ +40          |
| Protection rating (IP)            | 30               | 30               | 30               | 30               |
| Video standard                    | PAL              | PAL              | PAL              | H.264            |
| Frequency (MHz)                   | 2.412 - 2.472    | 2.412 - 2.472    | 2.412 - 2.472    | 2.412 - 2.472    |
| Wireless Standard                 | IEEE 802.11b/g/n | IEEE 802.11b/g/n | IEEE 802.11b/g/n | IEEE 802.11b/g/n |
| Colour                            | White            | Black            | White            | White            |



# THE COMPLETE RANGE

| Code                                 | Description   |   |
|--------------------------------------|---|---|
| <b>Accessories</b>                   |   |   |
| <b>XTS 7SI</b><br><b>840XC-0080</b>  | <b>Recess-mounting box for XTS 7 entry panels.</b><br>Plastic recess-mounting box with pre-punched holes for passing the cables, complete with mortar guard.  |    |
| <b>XTS 5SI</b><br><b>840XC-0090</b>  | <b>Recess-mounting box for XTS 5 entry panels.</b><br>Plastic recess-mounting box with pre-punched holes for passing the cables, complete with mortar guard.  |    |
| <b>XTS 7SIC</b><br><b>840XC-0100</b> | <b>Recess-mounting box for plasterboard walls for XTS 7 entry panels.</b><br>Plastic recess-mounting box with pre-punched holes for passing cables, ideal for plasterboard walls of up to 22 mm in thickness. |    |
| <b>XTS 5SIC</b><br><b>840XC-0110</b> | <b>Recess-mounting box for plasterboard walls for XTS 5 entry panels.</b><br>Plastic recess-mounting box with pre-punched holes for passing cables, ideal for plasterboard walls of up to 22 mm in thickness. |    |
| <b>XTS 7KT</b><br><b>840XC-0120</b>  | <b>Desktop stand for XTS 7 entry panels.</b><br>Plexiglass 10 mm-thick stand, supplied with white 3 m CAT5 cable and terminal board cover with PMMA laminate - metallic gray.                                 |  |
| <b>XTS 5KT</b><br><b>840XC-0130</b>  | <b>Desktop stand for XTS 5 entry panels.</b><br>Plexiglass 10 mm-thick stand, supplied with white 3 m CAT5 cable and terminal board cover with PMMA laminate - metallic gray.                                 |  |



AGT is the handset video intercom with 5" LCD display which ensures brilliant colours and excellent video quality.

Featured by sleek lines and soft touch buttons with concealed indicator LEDs in a matte white finish.

Handset with essential lines for excellent ergonomics and magnetic hang-up that eliminates the risk of falling or incomplete contact.

The OSD function allows you to manage the image colour, brightness and contrast.

### MAIN FUNCTIONS

- 5" colour display with OSD
- Handset with magnetic hang-up
- Concealed LED signal
- Soft-touch buttons
- Self-inserting video from entry panels
- Master/Slave function and video relaying between extensions function for simultaneous calls.




Version for the hearing impaired



Handset



5" display



**Wall mounted**  
44.5 mm thick  
(without 21 mm handset)

It includes a bracket for wall mounting on horizontal or vertical 503 box, on 506E box and Ø 60 mm round box.



## AGT V

### 840CF-0020



#### PLUS

- Program melodies depending on the type of call
- Display colour, brightness and contrast adjustment via OSD
- Adjust/exclude ringtone, with alert LED when set to exclude mode
- AUX2 for auxiliary functions and call to the porter
- Latch function (gate opener) for checking the status of external automations
- Automatic door-opener function



## AGT V BF

### 840CF-0030



#### PLUS

- Program melodies depending on the type of call
- Display colour, brightness and contrast adjustment via OSD
- Adjust/exclude ringtone, with alert LED when set to exclude mode
- AUX2 for auxiliary functions and call to the porter
- Latch function (gate opener) for checking the status of external automations
- Automatic door-opener function
- Equipped with Audio Induction Loop technology, which allows the use of the video intercom even for hearing aid wearers



## TECHNICAL CHARACTERISTICS

| MODELS                            | AGT V            | AGT V BF         |
|-----------------------------------|------------------|------------------|
| Dimensions (mm)                   | 204 x 190 x 44,5 | 204 x 190 x 44,5 |
| Power supply by BUS (V)           | 15 ÷ 20 DC       | 15 ÷ 20 DC       |
| Absorption by BUS (mA)            | 175              | 175              |
| Local power supply (V)            | -                | -                |
| Local absorption (mA)             | -                | -                |
| Consumption in stand-by mode (mA) | <1               | <1               |
| Operating temperature (°C)        | +5 ÷ +40         | +5 ÷ +40         |
| Protection rating (IP)            | 30               | 30               |
| Video standard                    | PAL/NTSC         | PAL/NTSC         |
| Colour                            | White            | White            |

# AGT V200

## 840CF-0010



### PLUS

- Program melodies depending on the type of call
- Display colour, brightness and contrast adjustment
- Adjust/exclude ringtone, with alert LED when set to exclude mode
- Up to 6 intercom calls




### Accessories

#### AGT KT V 840XC-0150

**Desktop stand for video entry panels of the AGT V, Agata Video, Perla Video and Opale series.**

Plexiglass 10 mm-thick stand, supplied with white RJ45 cable and terminal board cover with PMMA laminate - metallic gray.



### TECHNICAL CHARACTERISTICS

| MODELS                            | AGT V200         |
|-----------------------------------|------------------|
| Dimensions (mm)                   | 204 x 190 x 44,5 |
| Power supply by BUS (V)           | -                |
| Absorption by BUS (mA)            | -                |
| Local power supply (V)            | 14 ÷ 17,5 DC     |
| Local absorption (mA)             | 95               |
| Consumption in stand-by mode (mA) | <12              |
| Operating temperature (°C)        | +5 ÷ +40         |
| Protection rating (IP)            | 30               |
| Video standard                    | PAL/NTSC         |
| Colour                            | White            |









PLX is our range of hands-free audio/video entry receivers with a hi-performance speaker that provides loud ringtone as well as crisp audio. A 5" colour display creates crystal clear images from the entry panel feed.

PLX is an elegant receiver which combines minimalism and functionality. Matt white finish, a sleek streamlined shape, and only 25 mm thickness.

### MAIN FUNCTIONS

- Soft touch buttons
- Ringtone adjustment
- Latch function
- Automatic door opener
- 5 Aux
- 8 intercoms
- 5" display



3.5" display



Handsfree audio



**Wall mounted**  
25 mm thick

A bracket is included for wall installation on 503 box (horizontal or vertical) and on round box Ø 60 mm.  
PoE power supply



## PLX V

### 840CH-0110



#### PLUS

- Program melodies depending on the type of call
- Display saturation and brightness adjustment
- Adjust/exclude ringtone, with alert LED when set to exclude mode
- Cycle through multiple entry panels
- Contact porter (where available)
- Alarm signal



## PLX V BK

### 840CH-0230



#### PLUS

- Program melodies depending on the type of call
- Display saturation and brightness adjustment
- Adjust/exclude ringtone, with alert LED when set to exclude mode
- Cycle through multiple entry panels
- Contact porter (where available)
- Alarm signal




#### Accessories

##### AGT KT V 840XC-0150

**Desktop stand for video entry panels of the AGT V, Agata Video, PLX Video and Opale series.**

Plexiglass 10 mm-thick stand, supplied with white RJ45 cable and terminal board cover with PMMA laminate - metallic gray.



#### TECHNICAL CHARACTERISTICS

| MODELS                            | PLX V          | PLX V BK       |
|-----------------------------------|----------------|----------------|
| Dimensions (mm)                   | 155 x 170 x 25 | 155 x 170 x 25 |
| Power supply by BUS (V)           | 15 ÷ 20 DC     | 15 ÷ 20 DC     |
| Absorption by BUS (mA)            | 200            | 200            |
| Consumption in stand-by mode (mA) | <1             | <1             |
| Operating temperature (°C)        | +5 ÷ +40       | +5 ÷ +40       |
| Protection rating (IP)            | 30             | 30             |
| Video standard                    | PAL/NTSC       | PAL/NTSC       |
| Display                           | 5" TFT LCD     | 5" TFT LCD     |
| Colour                            | White          | Black          |



3.5"  
display




4.3"  
display



Version for  
the hearing  
impaired



Handsfree  
audio



**Recess mounted**  
9 mm thick

**Wall mounted**  
30.9 mm thick

Bus or local power supply (16 to 18 V DC) selectable by switch. For wall installation to be finished with the OPALEKP wall support. For recess-mounted installation to be finished with the OPALESI recess-mounted box. Compatible with the X1 and XIP systems.

Opale is the hands-free video intercom with 3.5" and 4.3" LCD touch screen display that guarantees brilliant colours and excellent video quality.

The central blue-backlit dial is for activating the numerous functions available.

Particularly suitable for apartment block settings thanks to the possibility of intercom calls and the "Panic" button for emergency calls to the porter.

### MAIN FUNCTIONS

- Touch-screen display
- Handsfree audio
- Up to 8 intercom calls
- Up to 10 programmable auxiliary controls
- Automatic door-opener function with weekly scheduling
- Video answering service and video recording
- Messages displaying from the porter
- Self-inserting video of entry panels with cyclic selection
- Master/Slave function and video bouncing among receivers during simultaneous calls



## OPALE WHITE 62100270

## OPALE BLACK 62100280



### PLUS

- Program melodies depending on the type of call
- Display saturation, contrast and brightness adjustment
- Image zooming during conversation
- Adjust/exclude ringtone, with alert LED when set to exclude mode
- Automatic door-opener function
- Activate/exclude audio during conversation
- Two keys for activating the auxiliary/porter call functions
- Call forwarding to other extensions



## OPALE W WHITE 62100250

## OPALE W BLACK 62100260



### PLUS


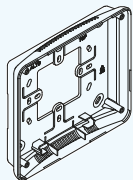
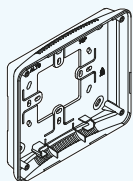

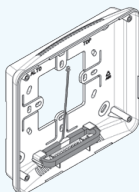
- Program melodies depending on the type of call
- Display saturation, contrast and brightness adjustment
- Image zooming during conversation
- Adjust/exclude ringtone, with alert LED when set to exclude mode
- Activate/exclude audio during conversation
- Two keys for activating the auxiliary/porter call functions
- Call forwarding to other extensions



### TECHNICAL CHARACTERISTICS

| MODELS                            | OPALE W WHITE  | OPALE W BLACK  | OPALE WHITE    | OPALE BLACK    |
|-----------------------------------|----------------|----------------|----------------|----------------|
| Dimensions (mm)                   | 158 x 138 x 28 | 158 x 138 x 28 | 158 x 138 x 28 | 158 x 138 x 28 |
| Power supply by BUS (V)           | 15 ÷ 20 DC     | 15 ÷ 20 DC     | 15 ÷ 20 DC     | 15 ÷ 20 DC     |
| Local power supply (V)            | -              | -              | 16 ÷ 18 DC     | 16 ÷ 18 DC     |
| Separate X2 power supply          | 16 ÷ 18 DC     | 16 ÷ 18 DC     | -              | -              |
| Consumption in stand-by mode (mA) | <2,5           | <2,5           | <1             | <1             |
| Max. absorption (mA)              | 360            | 360            | 250            | 250            |
| Operating temperature (°C)        | 0 ÷ +35        | 0 ÷ +35        | 0 ÷ +35        | 0 ÷ +35        |
| Protection rating (IP)            | 30             | 30             | 30             | 30             |
| Video standard                    | PAL/NTSC       | PAL/NTSC       | PAL/NTSC       | PAL/NTSC       |
| Display                           | 3.5" TFT LCD   | 3.5" TFT LCD   | 3.5" TFT LCD   | 3.5" TFT LCD   |
| Colour                            | White          | Black          | White          | Black          |

# THE COMPLETE RANGE

| Code                                     | Description  |   |
|--|--|---|
| <b>Accessories</b>                       |  |   |
| <b>KT V</b><br><b>62800550</b>           | <b>Desktop stand for video entry panels of the Agata Video, Perla Video and Opale series.</b><br>Plexiglass 10 mm-thick stand, supplied with white RJ45 cable and terminal board cover with PMMA laminate - metallic gray.   |    |
| <b>OPALEKP WHITE</b><br><b>62800360</b>  | <b>Wall-mounting support for Opale series entry phones - white.</b><br>Plastic brace for wall mounting when using horizontal or vertical 503-type boxes, 506E-type boxes and Ø 60 mm round boxes.  |    |
| <b>OPALEKP BLACK</b><br><b>62800370</b>  | <b>Wall-mounting support for Opale series entry phones - black.</b><br>Plastic brace for wall mounting when using horizontal or vertical 503-type boxes, 506E-type boxes and Ø 60 mm round boxes.  |    |
| <b>OPALESI</b><br><b>62800380</b>        | <b>Recess-mounting box for Opale-series indoor receivers.</b><br>Plastic recess-mounting box with pre-punched holes for passing the cables, complete with mortar guard.  |   |
| <b>OPALE KP WH BF</b><br><b>62800390</b> | <b>Wall-mounting brace for Opale series entry panels - white. Version for hearing aid users.</b><br>Plastic brace for wall mounting when using horizontal or vertical 503-type boxes, 506E-type boxes and Ø 60 mm round boxes. With built-in audio-frequency induction system for hearing aids, in the "T" position. |  |









# VIDEO ENTRY PANEL

28 XVP  
30 MTM  
32 VRM  
34 VRW



**Shock protection rating**



**Water and dust protection**



**Version for the hearing impaired**



**Recess mounted**  
15 mm thick

**Wall mounted**  
50 mm thick

XVP is the touch screen video door entry panel with 7" display, ideal for large prestigious contexts with IP360 systems.

The 1.3 Mpx camera has a very wide view angle, 130° horizontal and 95° vertical, with a circular LED system that provides excellent illumination of the person and acts as a courtesy light.

The anti-reflective glass screen is equipped with OPTICAL BONDING technology for perfect viewing in all light conditions and increased scratch and impact resistance.

The entire surface is coated with 5 mm thick tempered glass that provides an IK08 protection rating against shocks and damage.

The graphics on the display can be customised with logos, images or text both in terms of the list of interiors and the appearance of the home page and screen-saver.

### MAIN FUNCTIONS

- Full touch screen 7" display with Optical Bonding technology
- Display brightness 800 Nits
- 1.3 Mpx Camera
- Tempered glass thickness 5 mm
- IK08 shock protection rating
- Water and dust protection IP55
- Resistance to temperatures between -40°C and + 50°C
- Aluminium profiles corrosion resistance with 20 micron deep anodizing
- RTSP protocol to allow 24/7 video streaming
- Different access management modes
- Access control via RFID reader (also from third parties)
- Access control via Bluetooth with smartphone app
- Graphical interface customization



## XVP F

### 840AA-0020



#### PLUS

- Recess mounting
- Full touch screen 7" display with Optical Bonding technology
- 1.3 Mpx Camera
- Tempered glass thickness 5 mm
- IK08 shock protection rating
- Water and dust protection IP55
- Resistance to temperatures between -40°C and +50°C
- Aluminium profiles corrosion resistance with 20 micron deep anodizing
- Different access management modes
- Access control via RFID reader (also from third parties)
- Access control via Bluetooth with smartphone app
- Graphical interface customization



## XVP S

### 840AA-0030



#### PLUS

- Wall mounting
- Full touch screen 7" display with Optical Bonding technology
- 1.3 Mpx Camera
- Tempered glass thickness 5 mm
- IK08 shock protection rating
- Water and dust protection IP55
- Resistance to temperatures between -40°C and +50°C
- Aluminium profiles corrosion resistance with 20 micron deep anodizing
- Different access management modes
- Access control via RFID reader (also from third parties)
- Access control via Bluetooth with smartphone app
- Graphical interface customization



### TECHNICAL CHARACTERISTICS

| MODELS                            | XVP F                     | XVP S                     |
|-----------------------------------|---------------------------|---------------------------|
| Built-in mounting dimensions (mm) | 153 x 406 x 15            | -                         |
| Wall mounting dimensions (mm)     | -                         | 153 x 406 x 50            |
| Packaging dimensions (mm)         | 225 x 520 x 145           | 225 x 520 x 145           |
| Power supply (V)                  | 12 ÷ 24 DC                | 12 ÷ 24 DC                |
| PoE power supply                  | IEEE 802.3at POE+ (25.5W) | IEEE 802.3at POE+ (25.5W) |
| Consumption in stand-by mode (mA) | 700                       | 700                       |
| Operating temperature (°C)        | -40 ÷ +50                 | -40 ÷ +50                 |
| Protection rating (IP)            | 55                        | 55                        |
| Protection rating (IK)            | 08                        | 08                        |
| Video standard                    | H.264                     | H.264                     |
| Frequency (MHz)                   | 2400                      | 2400                      |





MTM is the modular video door entry panel developed to offer a range of products suitable for all different needs. 32 different modules for infinite combinations!

The essential and refined design makes MTM the perfect entry panel on any surface and context, from a single home to large residential or office settings.

The anodised and satin-finished aluminium front panel guarantees brilliance and durability.

The HD resolution camera is equipped with HDR (High Dynamic Range) technology and high efficiency illuminator with anti-glare diffuser.

The basic frame can accommodate from 1 to 4 modules, but it is possible to connect several frames to create very complex devices.

### MTM



Shock protection rating



Version for the hearing impaired



Water and dust protection

### MTM VR



Shock protection rating



Version for the hearing impaired



Water and dust protection

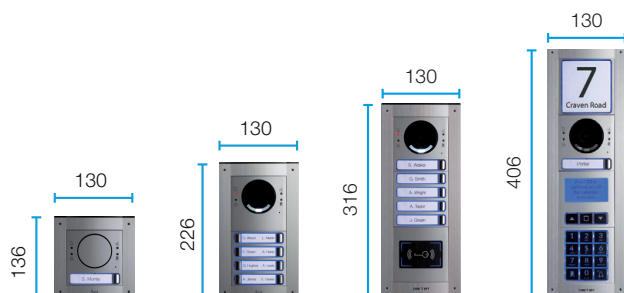
### MAIN CHARACTERISTICS

- Satin finish anodised aluminium front panel
- IK07 shock protection rating
- Up to 98 calls with buttons
- Unlimited digital calls
- Innovative front panel without speaker holes
- Two-tone key backlighting (blue/white)
- Backlight intensity adjustment
- Direct connection to an analogue camera (X1 audio)
- Mini USB port for PC connection, software programming and firmware update

### MTM VR

#### MAIN CHARACTERISTICS

- IK09 certified version against vandalism
- Zamak frame and cover
- Strong shatter-proof buttons
- Anti-burglary screws



**Recess mounted**  
13 mm thick

**Wall mounted**  
64 mm thick



### DIGITAL DIALING

The display enables a directory of up to 7,200 names to be displayed. During programming, you can choose the most suitable search modes based on the number of users: a scrolling list or an alphabetical block search.



### BUTTON COMPOSITION

On the call module you can add the front panel with the number of buttons you need. So you can forget about any caps and buttons, while keeping the composition flexible. Front panels with 2, 3, 4 and 8 buttons are available.

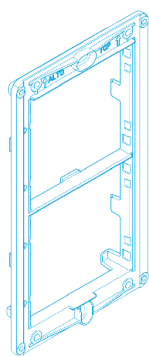
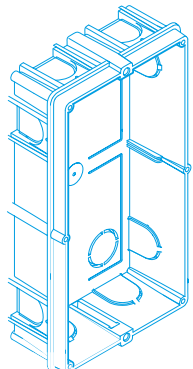


### ACCESS CONTROL

The MTM range also includes 2 modules specifically for access control, one that is keypad operated and the other RDIF reader operated. Both modules are fitted with 2 on-board relay switches and 2 inputs for directly activating the relay switches.

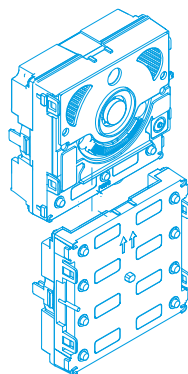
### RECESS BOX

Available for the various entry panel versions, from 1 to 4 modules, depth 48.



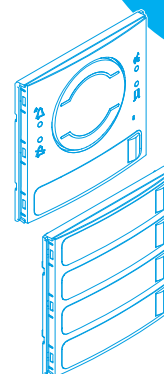
### FRAME

Aluminium module-housing profile with cathaphoresis treatment and black paint coat to ensure high levels of endurance against corrosion and rust. Compatible with BTicino, Comelit and Urmet recess-mounting boxes.



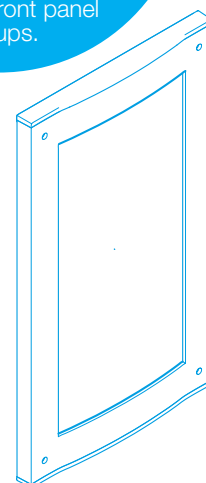
### ELECTRONIC MODULES

Snap-in installation with no screw needed. Simple wiring among the modules. No chance of error thanks to the polarized connectors.



### FRONT PANELS

Front panels ready for use, as they are pre-configured and need no additional buttons or caps. Outer side made of satin-finish aluminium with sturdy internal structure to make the standard outer panel IK07.



### OUTER FRAME

The closing frame is sleek and essential, entirely made of satin-finished aluminium.

### MTM IS QUICK AND EASY TO INSTALL

There are 5 components to an entry panel: the wall or recess-mounting box, the frame, the electronics module, the front panel and the external frame. Available in 2, 3, 4 and 8 button front panel set ups.

### WALL-MOUNTING BOXES

A wall-mounting box is available if recess-mounting is unavailable.



A key feature of VRW is the durability and strength of the materials. It uses the same electronic modules and easy to fit functionality as the standard MTM however, it uses an IK09 rated vandal resistant marine grade stainless steel manufactured in the UK.

Additionally, it uses IK09 rated buttons manufactured in Italy.

Vandal resistant entry panels are available in a number of finishes such as Stainless Steel, Highly Polished Steel, Brass and can be custom powder coated in any RAL colour of your choice.

### MAIN CHARACTERISTICS

(In addition to the benefits of the MTM VR)

- Bespoke finishes
- Laser engraving
- Unmatched video quality
- IP65 rated bespoke buttons
- Manufactured in the UK
- Impact & water resistant
- Custom sizes



**Shock protection rating**



**Version for the hearing impaired**



**Water and dust protection**

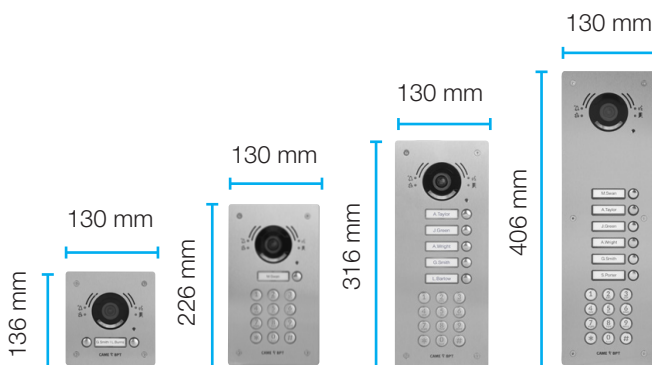


**Video version**



**Marine grade 31 stainless steel**

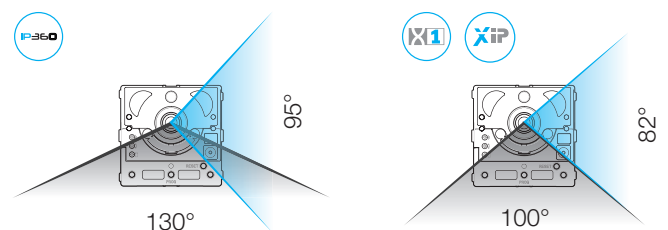
### DIMENSIONS



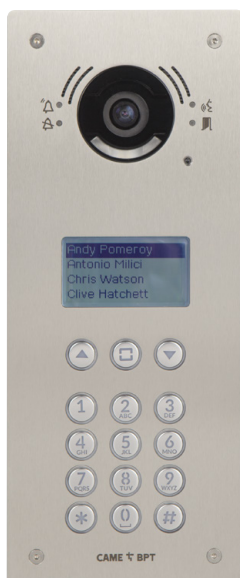
**Recess mounted**  
2 mm thick

**Wall mounted**  
52 mm thick

### VIEWING ANGLE








### DIGITAL COMPOSITION

The digital display allows a phone book with up to 7200 names to be displayed. During the programming phase you can choose the most appropriate search mode based on the number of users: a scrolling list or an alphabetical block search.



### PUSH-BUTTON COMPOSITIONS

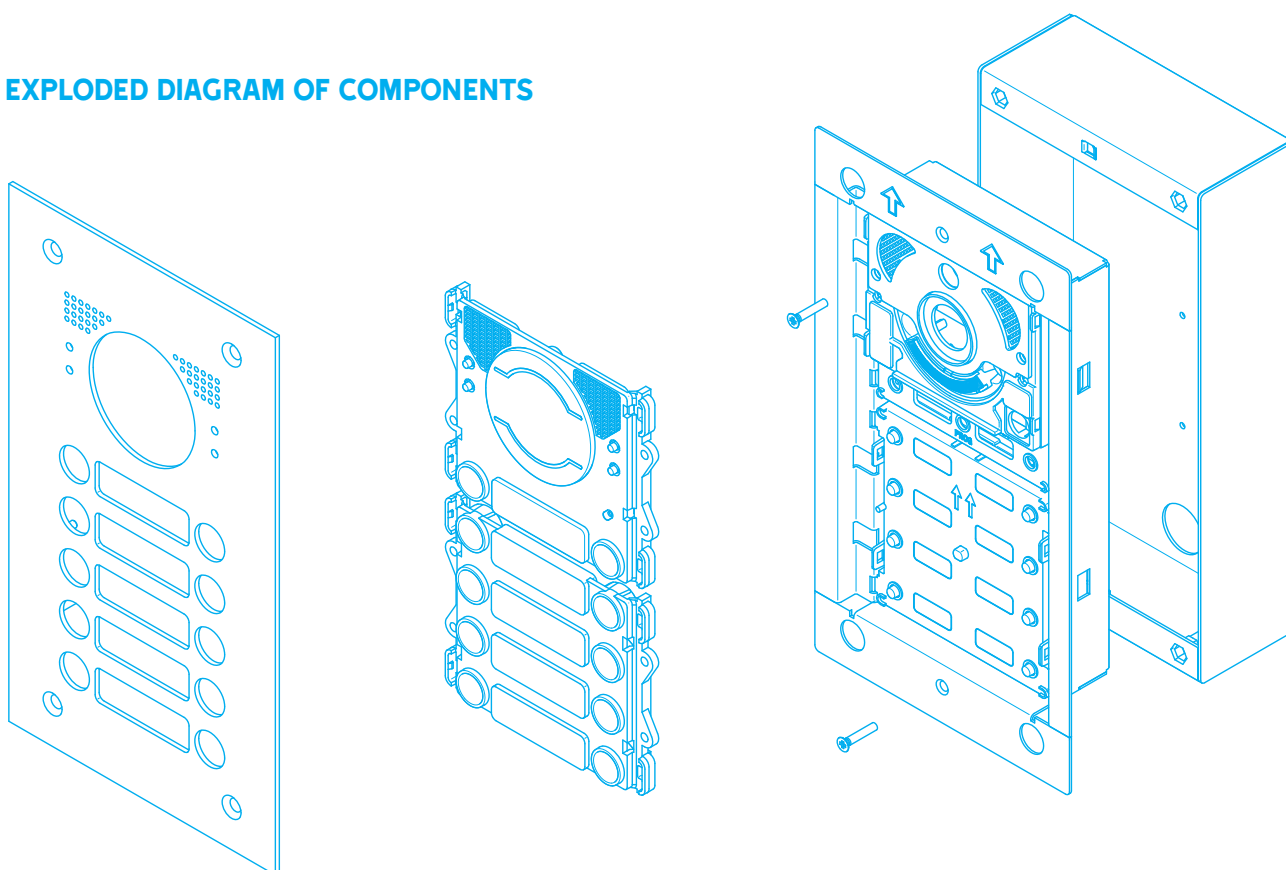
On the call module, you can customise the amount of buttons required. Using a variety of modular front plates you can achieve maximum button composition flexibility. Available with 2, 3, 4, 5 and 8 button front plates.



### ACCESS CONTROL

The VRW range can accommodate the MTM VR keypad unit for standalone access control as well as the unique 'Universal reader bracket' able to house most types of common proximity access control reader.

### EXPLODED DIAGRAM OF COMPONENTS





**Shock protection rating**



**Version for the hearing impaired**



**Water and dust protection**



**Audio only version**



**Video version**



**Marine grade 316 stainless steel**

A key feature of VRM is the durability and strength of the materials. It uses the same electronic modules and easy to fit functionality as the standard MTM however, it uses an IK09 rated vandal resistant marine grade stainless steel manufactured in the UK.


Vandal resistant entry panels are available in a number of finishes such as Stainless Steel, Highly Polished Steel, Brass and can be custom powder coated in any RAL colour of your choice.

### MAIN CHARACTERISTICS

(In addition to the benefits of the MTM VR)

- Bespoke finishes
- Laser engraving
- Unmatched video quality
- IP65 rated bespoke buttons
- Manufactured in the UK
- Impact & water resistant
- Custom sizes

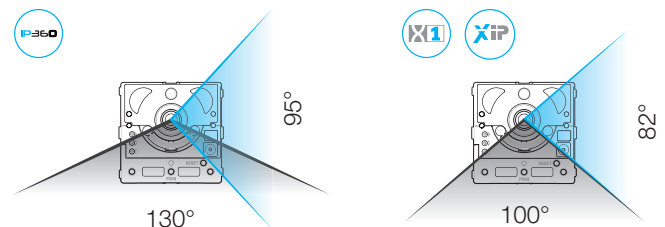
### DIMENSIONS



**Recess mounted**  
2 mm thick

**Wall mounted**  
52 mm thick


### VIEWING ANGLE






### DIGITAL COMPOSITION

The digital display allows a phone book with up to 7200 names to be displayed. During the programming phase you can choose the most appropriate search mode based on the number of users: a scrolling list or an alphabetical block search.



### PUSH-BUTTON COMPOSITIONS

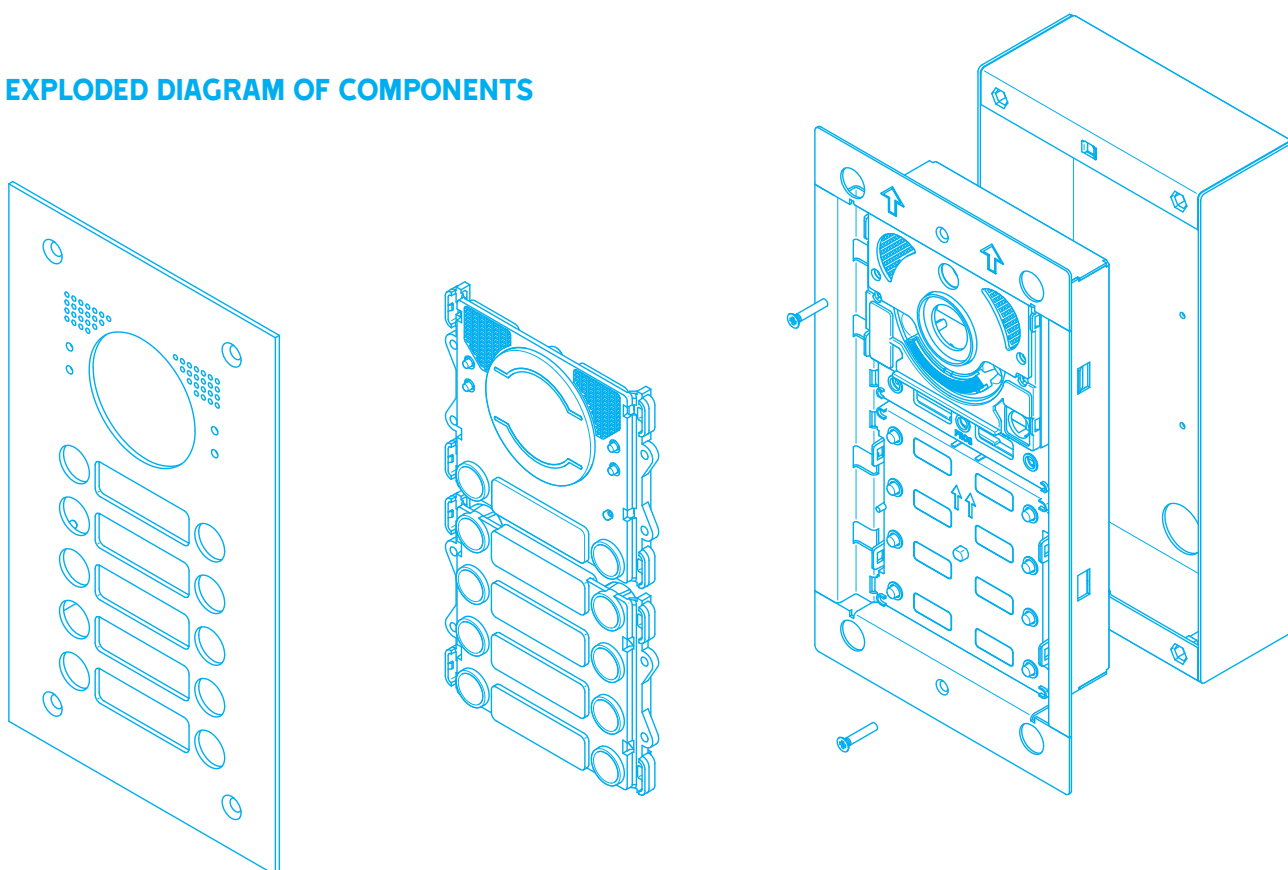
On the call module, you can customise the amount of buttons required. Using UK manufactured push buttons, you can achieve maximum button composition flexibility.



### ACCESS CONTROL

The VRM range can accommodate the MTM VR keypad unit for standalone access control as well as the unique 'Universal reader bracket' able to house most types of common proximity access control reader.

### EXPLODED DIAGRAM OF COMPONENTS



## MTMV/01 62030010



### PLUS

- 2 call buttons with double blue or white backlight with intensity adjustment
- 2 controls for electric lock and auxiliary control (1A, 30V max)
- LED pictograms for status alerts: door opening, active communication, call in progress and system busy
- PAL/NTSC camera sensor with VGA 680x512 resolution
- Microprocessor for digital signal processing that improves performance in all conditions
- "Wide eye" lens with 100° aperture horizontally and 82° vertically and digital zoom adjustment
- High efficiency 4 LED illuminator with adjustable intensity and anti-glare diffuser
- Output for activation of external cameras (programmable I/O)
- Adjustable speaker, microphone and electric lock
- It can be manually programmed.
- Mini USB port for PC connection, software programming and firmware update
- To be completed with video intercom front panel to obtain IP54 rating against water and dust.



## MTMV/08 62030060



### PLUS

- 2 call buttons with double blue or white backlight with intensity adjustment
- 2 on-board controls: electric lock and auxiliary control (1A, 30V max)
- LED pictograms for status alerts: door opening, active communication, call in progress and system busy
- PAL/NTSC camera sensor with VGA 680x512 resolution
- Microprocessor for digital signal processing that improves performance in all conditions
- "Wide eye" lens with 100° aperture horizontally and 82° vertically and digital zoom adjustment
- High efficiency 4 LED illuminator with adjustable intensity and anti-glare diffuser
- Output for activation of external cameras (programmable I/O)
- Adjustable speaker, microphone and electric lock
- It can be manually programmed.
- Mini USB port for PC connection, software programming and firmware update
- Dip-switch for adapting the line impedance
- To be completed with video intercom front panel to obtain IP54 rating against water and dust.



### TECHNICAL CHARACTERISTICS

| MODELS                            | MTMV/01        | MTMV/08        |
|-----------------------------------|----------------|----------------|
| Dimensions (mm)                   | 85 x 85 x 35   | 85 x 85 x 35   |
| Packaging dimensions (mm)         | 156 x 57 x 110 | 156 x 57 x 110 |
| Power supply (V)                  | 16 ÷ 18 DC     | 14 ÷ 18 DC     |
| Consumption in stand-by mode (mA) | 70             | 30             |
| Max. absorption (mA)              | 220            | 120            |
| Operating temperature (°C)        | -25 ÷ +55      | -25 ÷ +55      |
| Protection rating (IP)            | 54             | 54             |
| Video standard                    | PAL/NTSC       | PAL/NTSC       |

# MTMV/IP

## 62030020



### PLUS

- 2 call buttons with double blue or white backlight with intensity adjustment
- 2 on-board controls: electric lock and auxiliary control (1A, 30V max)
- LED pictograms for status alerts: door opening, active communication, call in progress and system busy
- Camera sensor with 1280x720 HD resolution and HDR technology
- Microprocessor for digital signal processing that improves performance in all conditions
- “Ultra Wide Eye” lens, with 130° aperture horizontally and 95° vertically and digital zoom adjustment
- High efficiency 4 LED illuminator with adjustable intensity and anti-glare diffuser
- HD resolution and High Dynamic Range (HDR) technology for better light/dark performance
- Output for activation of external cameras (programmable I/O)
- Adjustable speaker, microphone and electric lock from PC
- RJ45 port for network connection
- Integrated web-server for configuration, firmware updates and browser management
- Network connection via standard SIP protocol
- H.264 video codec, G711 audio codec
- Local or PoE (Powered over Ethernet) power supply
- To be completed with video intercom front panel to obtain IP54 rating against water and dust.



### TECHNICAL CHARACTERISTICS

| MODELS                            | MTMV/IP          |
|-----------------------------------|------------------|
| Dimensions (mm)                   | 85 x 85 x 35     |
| Packaging dimensions (mm)         | 156 x 57 x 110   |
| Power supply (V)                  | 12 ÷ 24 DC       |
| PoE power supply                  | IEEE 802,3af (W) |
| Consumption in stand-by mode (mA) | 70               |
| Max. absorption (mA)              | 250              |
| Operating temperature (°C)        | -25 ÷ +55        |
| Protection rating (IP)            | 54               |
| Video standard                    | H.264            |


## MTM8C

### 60020030



#### PLUS

- Eight-button module
- Also programmable manually to handle 8, 4, 3 or 2 calls
- Blue or white LED for badge holders double backlighting.
- Adjustable colour and brightness of the LEDs using the main modules.
- To be completed with push-buttons front panel to obtain IP54 rating against water and dust.



## MTM8C/200

### 60020220



#### PLUS

- Eight-button module
- Blue LED for badge holders double backlighting.
- Compatible only with the Sistema 200 (MTMA/200) intercom module
- To be completed with push-buttons front panel to obtain IP54 rating against water and dust.



## TECHNICAL CHARACTERISTICS

| MODELS                            | MTM8C          | MTM8C/200      |
|-----------------------------------|----------------|----------------|
| Dimensions (mm)                   | 85 x 85 x 35   | 85 x 85 x 35   |
| Internal dimensions (mm)          | -              | -              |
| Packaging dimensions (mm)         | 156 x 57 x 110 | 156 x 57 x 110 |
| Power supply (V)                  | 10.7 - 18 DC   | 14 - 18 AC     |
| PoE power supply                  | -              | -              |
| Consumption in stand-by mode (mA) | -              | 15             |
| Max. absorption (mA)              | 25             | 15             |
| Operating temperature (°C)        | -25 ÷ +55      | -25 ÷ +55      |
| Protection rating (IP)            | 54             | 54             |



## MTMBFVS

### 60020390



#### PLUS

- Hearing impaired and voice synthesis module
- Speaker for playback of multilingual voice messages related to the system
- It integrates an audio-frequency induction system for hearing aids, in the “T” position.
- Manual or PC tool programming
- To be completed with hearing aid module panel to obtain IP54 rating against water and dust.



## MTMKB

### 60020230



#### PLUS

- Keypad module for digital call and access control code entering
- 12-button alphanumeric keyboard with double blue or white backlighting.
- Adjustable colour and brightness of the LEDs using the main modules.
- Key 0 to 9 for entering the code
- 2 keys for main functions: call activation and access code confirmation
- To be completed with digital call module panel to obtain IP54 rating against water and dust.



### TECHNICAL CHARACTERISTICS

| MODELS                            | MTMBFVS        | MTMKB          |
|-----------------------------------|----------------|----------------|
| Dimensions (mm)                   | 85 x 85 x 35   | 85 x 85 x 35   |
| Internal dimensions (mm)          | -              | -              |
| Packaging dimensions (mm)         | 156 x 57 x 110 | 156 x 57 x 110 |
| Power supply (V)                  | 10.7-18 DC     | 10.7-18 DC     |
| PoE power supply                  | -              | -              |
| Consumption in stand-by mode (mA) | 20             | 20             |
| Max. absorption (mA)              | 55             | 55             |
| Operating temperature (°C)        | -25 ÷ +55      | -25 ÷ +55      |
| Protection rating (IP)            | 54             | 54             |

## MTMDY 60020240



### PLUS

- Blue or white backlight LCD display module
- Colour and brightness adjustment from the menu or via the main modules.
- It allows viewing up to 7200 names in the address book.
- Search in scroll mode or alphabetic block mode.
- It allows direct calling to the extensions through the central button.
- To be completed with display module panel to obtain IP54 rating against water and dust.



## MTMRFID 60020250



### PLUS

- RFID access control module with Mifare technology (13.56 MHz)
- Blue or white backlighting
- Adjust colour and brightness by using the main modules.
- Allows the addition and removal of badges/tags directly from the reader or through a PC tool.
- It independently manages up to 6,500 proximity keys.
- Sound and visual indication of the status (access allowed/denied) through buzzer and buttons backlighting (green/red).
- CAN BUS connector for connection to XiP or IP360 system
- 2 relay contacts for opening gates and 2 inputs for direct activation of the relays.
- To be completed with RFID module panel to obtain IP54 rating against water and dust.



## TECHNICAL CHARACTERISTICS

| MODELS                            | MTMDY          | MTMRFID        |
|-----------------------------------|----------------|----------------|
| Dimensions (mm)                   | 85 x 85 x 35   | 85 x 85 x 35   |
| Internal dimensions (mm)          | -              | -              |
| Packaging dimensions (mm)         | 156 x 57 x 110 | 156 x 57 x 110 |
| Power supply (V)                  | 10.7-18 DC     | 12 ÷ 24 DC     |
| PoE power supply                  | -              | -              |
| Consumption in stand-by mode (mA) | 55             | 35             |
| Max. absorption (mA)              | 250            | 90             |
| Operating temperature (°C)        | -25 ÷ +55      | -25 ÷ +55      |
| Protection rating (IP)            | 54             | 54             |

## MTMMI 60020290



### PLUS


- Information module
- Blue or white LED for information card backlighting
- Colour and brightness adjustment using the main modules.
- To be completed with information module panel to obtain IP54 rating against water and dust.



## MTMMC 60020310

### PLUS

- Blind module
- Blind front panel made of natural anodised satin finish aluminium.
- IK07 impact resistance rating and water and IP54 water and dust protection rating.



### TECHNICAL CHARACTERISTICS

| MODELS                     | MTMMI          | MTMMC                                   |
|----------------------------|----------------|---|
| Dimensions (mm)            | 85 x 85 x 35   | 85 x 85 x 35<br>95 x 90 x 10            |
| Internal dimensions (mm)   | -              | 85 X 85 X 32                            |
| Packaging dimensions (mm)  | 156 x 57 x 110 | 156 x 57 x 110                          |
| Power supply (V)           | 10.7-18 DC     | -                                       |
| Max. absorption (mA)       | 25             | -                                       |
| Operating temperature (°C) | -25 ÷ +55      | -                                       |
| Protection rating (IP)     | -              | 54                                      |
| Colour                     | -              | Natural anodised satin-finish aluminium |

## PLUS










- Keypad module for access control.
- 12-button alphanumeric keyboard with double blue or white backlighting.
- Adjustable colour and brightness of the LEDs using the main modules.
- Keys 0 to 9 for entering the code and 2 other keys for confirming.
- It manages up to 3500 numeric codes.
- Sound and visual indication of the status (access allowed/denied) through buzzer and buttons backlighting (green/red).
- CAN BUS connector for connection to XIP or IP360 system
- 2 relay contacts for opening gates and 2 inputs for direct activation of the relays.
- Manual or PC tool programming
- To be completed with access control front panel with keyboard module to obtain IP54 rating against water and dust.













## TECHNICAL CHARACTERISTICS

| MODELS                            | MTMNA          |
|-----------------------------------|----------------|
| Dimensions (mm)                   | 85 x 85 x 35   |
| Internal dimensions (mm)          | -              |
| Packaging dimensions (mm)         | 156 x 57 x 110 |
| Power supply (V)                  | 12 - 24 AC/DC  |
| PoE power supply                  | -              |
| Consumption in stand-by mode (mA) | 35             |
| Max. absorption (mA)              | 90             |
| Operating temperature (°C)        | -25 ÷ +55      |
| Protection rating (IP)            | 54             |

# THE COMPLETE RANGE







| Code                                 | Description  |   |
|--------------------------------------|--|---|
| <b>Accessory modules</b>             |  |   |
| <b>MTMGT</b><br><b>60020400</b>      | <b>Heating module with thermostat for MTM external units.</b><br>Heater accessory that enables operation down to a temperature of -40 °C. To be combined with a built-in box (MTMSI2M, MTMSI3M or MTMSI4M).  |    |
| <b>MTMEX8C</b><br><b>60020590</b>    | <b>Module for the remote control of 8 call keys.</b><br>Electronic board complete with 8 inputs for remote call buttons (maximum distance 1 m) and two outputs for backlighting. Equipped with 2 connectors for modular bus input and output. To be connected to MTM series electronic intercom or video intercom modules (except MTMA/200). |    |
| <b>Video front panels</b>            |  |   |
| <b>MTMFV0P</b><br><b>62030030</b>    | <b>Blind video intercom front panel made of natural anodised satin finish aluminium.</b><br>With polycarbonate brace, it features pictograms to indicate the status of the system. To pair up with an intercom module. Shock protection rating IK07.   |    |
| <b>MTMFV1P</b><br><b>62030040</b>    | <b>1-button video intercom front panel made of natural anodised satin finish aluminium.</b><br>With polycarbonate brace, it features pictograms to indicate the status of the system and 1 button with name tag size 66x15 mm. To pair up with an intercom module. Shock protection rating IK07.   |    |
| <b>MTMFV2P</b><br><b>62030050</b>    | <b>2-button video intercom front panel made of natural anodised satin finish aluminium.</b><br>With polycarbonate brace, it is equipped with pictograms to indicate the status of the system and 2 double rows of buttons with 55x15 mm name tags. To pair up with an intercom module. Shock protection rating IK07.                         |   |
| <b>Front panels for call modules</b> |  |   |
| <b>MTMF2P</b><br><b>60020110</b>     | <b>2-button call module front panel made of natural anodised satin finish aluminium.</b><br>With polycarbonate brace and 2 single row buttons with name tag size 66x15 mm. To pair with the MTM8C or MTM8C/200 call module. Shock protection rating IK07.  |  |
| <b>MTMF3P</b><br><b>60020120</b>     | <b>3-button call module front panel made of natural anodised satin finish aluminium.</b><br>With polycarbonate brace and 3 single row buttons with name tag size 66x15 mm. To pair with the MTM8C or MTM8C/200 call module. Shock protection rating IK07.  |  |
| <b>MTMF4P</b><br><b>60020130</b>     | <b>4-button call module front panel made of natural anodised satin finish aluminium.</b><br>With polycarbonate brace and 4 single row buttons with name tag size 66x15 mm. To pair with the MTM8C or MTM8C/200 call module. Shock protection rating IK07.  |  |
| <b>MTMF8P</b><br><b>60020140</b>     | <b>8-button call module front panel made of natural anodised satin finish aluminium.</b><br>With polycarbonate brace and 8 double row buttons with name tag size 55 x 15 mm. To pair with the MTM8C or MTM8C/200 call module. Shock protection rating IK07.  |  |

# THE COMPLETE RANGE

| Code  | Description   |   |
|---|---|---|
| Front panels for electronic expansion modules |   |   |
| <b>MTMFRFID</b><br><b>60020260</b>            | <b>RFID module front panel made of natural anodised satin finish aluminium.</b><br>With polycarbonate brace. To pair with the MTMRFID module. Shock protection rating IK07.                     |    |
| <b>MTMFKB</b><br><b>60020270</b>              | <b>Keypad module front panel made of natural anodised satin finish aluminium.</b><br>With polycarbonate brace. To pair with the MTMKB module. Shock protection rating IK07.                     |    |
| <b>MTMFDY</b><br><b>60020280</b>              | <b>Display module front panel made of natural anodised satin finish aluminium.</b><br>With polycarbonate brace. To pair with the MTMDY module. Shock protection rating IK07.                    |    |
| <b>MTMFMI</b><br><b>60020300</b>              | <b>Information module front panel made of natural anodised satin finish aluminium.</b><br>With polycarbonate brace. To pair with the MTMMI module. Shock protection rating IK07.                |    |
| <b>MTMFNA</b><br><b>60020910</b>              | <b>Access control keypad module front panel made of natural anodised satin finish aluminium.</b><br>With polycarbonate brace. To pair with the MTMNA module. Shock protection rating IK07.      |   |
| <b>MTMFBF</b><br><b>60020920</b>              | <b>Hearing impaired and voice synthesis module made of natural anodised satin finish aluminium.</b><br>With polycarbonate brace. To pair with the MTMBFVS module. Shock protection rating IK07. |  |
| Frames  |   |   |
| <b>MTMTTP1M</b><br><b>60020170</b>            | <b>Frame and plaque for 1-module MTM.</b><br>Black painted aluminium frame with cataphoresis finish ensures high resistance to corrosion and rust. Brushed anodised aluminium plaque.           |  |
| <b>MTMTTP2M</b><br><b>60020180</b>            | <b>Frame and plaque for 2-module MTM.</b><br>Black painted aluminium frame with cataphoresis finish ensures high resistance to corrosion and rust. Brushed anodised aluminium plaque.           |  |
| <b>MTMTTP3M</b><br><b>60020340</b>            | <b>Frame and plaque for 3-module MTM.</b><br>Black painted aluminium frame with cataphoresis finish ensures high resistance to corrosion and rust. Brushed anodised aluminium plaque.           |  |
| <b>MTMTTP4M</b><br><b>60020350</b>            | <b>Frame and plaque for 4-module MTM.</b><br>Black painted aluminium frame with cataphoresis finish ensures high resistance to corrosion and rust. Brushed anodised aluminium plaque.           |  |



# THE COMPLETE RANGE

| Code   | Description   |   |
|--|---|---|
| <b>Accessories for recessed installation</b> |   |   |
| <b>MTMSI1M</b><br><b>60020150</b>            | <b>Recess-mounting box for 1-module MTM entry panels.</b><br>Plastic recess-mounting box with 2 cable gland joints for installing side by side and with pre-punched holes for passing the cables. |    |
| <b>MTMSI2M</b><br><b>60020160</b>            | <b>Recess-mounting box for 2-module MTM entry panels.</b><br>Plastic recess-mounting box with 2 cable gland joints for installing side by side and with pre-punched holes for passing the cables. |    |
| <b>MTMSI3M</b><br><b>60020320</b>            | <b>Recess-mounting box for 3-module MTM entry panels.</b><br>Plastic recess-mounting box with 2 cable gland joints for installing side by side and with pre-punched holes for passing the cables. |    |
| <b>MTMSI4M</b><br><b>60020330</b>            | <b>Recess-mounting box for 4-module MTM entry panels.</b><br>Plastic recess-mounting box with 2 cable gland joints for installing side by side and with pre-punched holes for passing the cables. |    |
| <b>MTMTI1M</b><br><b>60020490</b>            | <b>Rain flap for recess-mounting onto vertical, 1-module MTM entry panels.</b><br>Painted metal sheeting rain ledge.  |  |
| <b>MTMTI2M</b><br><b>60020500</b>            | <b>Rain flap for recess-mounting onto vertical, 2-module MTM entry panels.</b><br>Painted metal sheeting rain ledge.  |  |







# THE COMPLETE RANGE

| Code                                  | Description   |   |
|---------------------------------------|---|---|
| Accessories for recessed installation |   |   |
| <b>MTMTI3M</b><br><b>60020510</b>     | <b>Rain flap for recess-mounting onto vertical, 3-module MTM entry panels.</b><br>Painted metal sheeting rain ledge.          |    |
| <b>MTMTI4M</b><br><b>60020520</b>     | <b>Rain flap for recess-mounting onto vertical, 4-module MTM entry panels.</b><br>Painted metal sheeting rain ledge.          |    |
| <b>MTMTIIM2</b><br><b>60020530</b>    | <b>Rain flap for recess-mounting onto horizontal 2-module MTM entry panels.</b><br>Painted metal sheeting rain ledge.         |    |
| <b>MTMTIIM3</b><br><b>60020540</b>    | <b>Rain flap for recess-mounting onto horizontal 3-module MTM entry panels.</b><br>Painted metal sheeting rain ledge.         |    |
| <b>MTMTIIM4</b><br><b>60020550</b>    | <b>Rain flap for recess-mounting onto horizontal 4-module MTM entry panels.</b><br>Painted metal sheeting rain ledge.         |  |
| <b>MTMTI2M2</b><br><b>60020560</b>    | <b>Rain flap for recess-mounting onto 2 vertical and 2 horizontal MTM entry panels.</b><br>Painted metal sheeting rain ledge. |  |
| <b>MTMTI3M2</b><br><b>60020570</b>    | <b>Rain flap for recess-mounting onto 3 vertical and 2 horizontal MTM entry panels.</b><br>Painted metal sheeting rain ledge. |  |
| <b>MTMTI3M3</b><br><b>60020580</b>    | <b>Rain flap for recess-mounting onto 3 vertical and 3 horizontal MTM entry panels.</b><br>Painted metal sheeting rain ledge. |  |






# THE COMPLETE RANGE

| Code                                     | Description  |   |
|--|--|---|
| <b>Accessories for wall installation</b> |  |   |
| <b>MTMSP1M</b><br><b>60020190</b>        | <b>Box with rain flap for wall-mounting vertical 1-module MTM entry panels.</b><br>Wall-mounting box with metal sheeting rain ledge, with pre-punched holes for passing the cables and with wall-fastening screws.           |    |
| <b>MTMSP2M</b><br><b>60020200</b>        | <b>Box with rain flap for wall-mounting vertical 2-module MTM entry panels.</b><br>Wall-mounting box with metal sheeting rain ledge, with pre-punched holes for passing the cables and with wall-fastening screws.           |    |
| <b>MTMSP3M</b><br><b>60020360</b>        | <b>Box with rain flap for wall-mounting vertical 3-module MTM entry panels.</b><br>Wall-mounting box with metal sheeting rain ledge, with pre-punched holes for passing the cables and with wall-fastening screws.           |    |
| <b>MTMSP4M</b><br><b>60020370</b>        | <b>Box with rain flap for wall-mounting vertical 4-module MTM entry panels.</b><br>Wall-mounting box with metal sheeting rain ledge, with pre-punched holes for passing the cables and with wall-fastening screws.           |    |
| <b>MTMSP1M2</b><br><b>60020430</b>       | <b>Box with rain flap for wall-mounting horizontal 2-module MTM entry panels.</b><br>Wall-mounting box with metal sheeting rain ledge, with pre-punched holes for passing the cables and with wall-fastening screws.         |    |
| <b>MTMSP1M3</b><br><b>60020440</b>       | <b>Box with rain flap for wall-mounting horizontal 3-module MTM entry panels.</b><br>Wall-mounting box with metal sheeting rain ledge, with pre-punched holes for passing the cables and with wall-fastening screws.         |  |
| <b>MTMSP1M4</b><br><b>60020450</b>       | <b>Box with rain flap for wall-mounting horizontal 4-module MTM entry panels.</b><br>Wall-mounting box with metal sheeting rain ledge, with pre-punched holes for passing the cables and with wall-fastening screws.         |  |
| <b>MTMSP2M2</b><br><b>60020460</b>       | <b>Box with rain flap for wall-mounting 2 vertical and 2 horizontal MTM entry panels.</b><br>Wall-mounting box with metal sheeting rain ledge, with pre-punched holes for passing the cables and with wall-fastening screws. |  |
| <b>MTMSP3M2</b><br><b>60020470</b>       | <b>Box with rain flap for wall-mounting 2 vertical and 3 horizontal MTM entry panels.</b><br>Wall-mounting box with metal sheeting rain ledge, with pre-punched holes for passing the cables and with wall-fastening screws. |  |
| <b>MTMSP3M3</b><br><b>60020480</b>       | <b>Box with rain flap for wall-mounting 3 vertical and 3 horizontal MTM entry panels.</b><br>Wall-mounting box with metal sheeting rain ledge, with pre-punched holes for passing the cables and with wall-fastening screws. |  |








# THE COMPLETE RANGE

| Code                                      | Description   |   |
|---|---|---|
| <b>Adaptors for identification plates</b> |   |   |
| <b>MTMF2PAM</b><br><b>60020840</b>        | <b>2 button adapter</b><br>Mechanical adapter for other front plates (2 mm thick), polycarbonate brace with 2 call buttons and name tags size 42x10 mm. To finish off with the corresponding MTM8C or MTM8C/200 electronic call module. |    |
| <b>MTMF3PAM</b><br><b>60020850</b>        | <b>3 button adapter</b><br>Mechanical adapter for other front plates (2 mm thick), polycarbonate brace with 3 call buttons and name tags size 42x10 mm. To finish off with the corresponding MTM8C or MTM8C/200 electronic call module. |    |
| <b>MTMF4PAM</b><br><b>60020860</b>        | <b>4 button adapter</b><br>Mechanical adapter for other front plates (2 mm thick), polycarbonate brace with 4 call buttons and name tags size 42x10 mm. To finish off with the corresponding MTM8C or MTM8C/200 electronic call module. |    |
| <b>MTMF8PAM</b><br><b>60020870</b>        | <b>8 button adapter</b><br>Mechanical adapter for other front plates (2 mm thick), polycarbonate brace with 8 call buttons and name tags size 42x10 mm. To finish off with the corresponding MTM8C or MTM8C/200 electronic call module. |    |
| <b>MTMFKBAM</b><br><b>60020880</b>        | <b>Digital call keypad adapter</b><br>Mechanical adapter for other front plates (2 mm thick), polycarbonate brace, alpha-numeric keypad with 12 call buttons for digital calls. To finish off with the MTMKB electronic module.         |  |
| <b>MTMFDYAM</b><br><b>60020890</b>        | <b>Display adapter</b><br>Mechanical adapter for other front plates (2 mm thick), polycarbonate brace, with 3 keys for menu browsing. To finish off with the MTMDY module.  |  |

# THE COMPLETE RANGE







| Code                                      | Description  |   |
|---|--|---|
| <b>Adaptors for identification plates</b> |  |   |
| <b>MTMFRFIDAM</b><br><b>60020900</b>      | <b>RFID-INFO adapter</b><br>Mechanical adapter for other front plates (2 mm thick), polycarbonate brace, with RFID or INFO interchangeable tag. To finish off with the MTMRFID or MTMMI module.                                      |    |
| <b>MTMFNAAM</b><br><b>60020940</b>        | <b>Access control keypad adapter</b><br>Mechanical adapter for other front plates (2 mm thick), polycarbonate brace, with 12-key keypad for access control. To finish off with the MTMKB electronic module.                          |    |
| <b>MTMFVOPAM</b><br><b>62030120</b>       | <b>Blind video adapter</b><br>Mechanical adapter for other front plates (2 mm thick), polycarbonate brace. To finish off with corresponding electronic video intercom module.  |    |
| <b>MTMFVIPAM</b><br><b>62030100</b>       | <b>Single button video adapter</b><br>Mechanical adapter for other front plates (2 mm thick), polycarbonate brace with call button and name tag size 42x10 mm. To finish off with corresponding electronic video intercom module.    |    |
| <b>MTMFV2PAM</b><br><b>62030110</b>       | <b>Double button video adapter</b><br>Mechanical adapter for other front plates (2 mm thick), polycarbonate brace with 2 call buttons and name tag size 42x10 mm. To finish off with corresponding electronic video intercom module. |  |

# THE COMPLETE RANGE








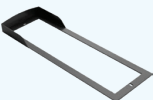
| Code                                    | Description   |   |
|---|---|---|
| <b>VR video front</b>                   |   |   |
| <b>MTMFV0PVR</b><br><b>62030070</b>     | <b>Blind video entry phone front in painted Zamak alloy.</b><br>Complete with support in polycarbonate, it is furnished with pictographs for indication of the system status. To be combined with a video entry phone module. IK09 grade impact protection.   |    |
| <b>MTMFV1PVR</b><br><b>62030080</b>     | <b>Blind video entry phone front in painted Zamak alloy.</b><br>Complete with support in polycarbonate, it is furnished with pictographs for indication of the system status and 1 button with 42x10 mm name card holder. To be combined with a video entry phone module. IK09 grade impact protection.                 |    |
| <b>MTMFV2PVR</b><br><b>62030090</b>     | <b>2-button video entry phone front in painted Zamak alloy.</b><br>Complete with support in polycarbonate, it is furnished with pictographs for indication of the system status and 2 buttons in two rows with 42x10 mm name card holder. To be combined with a video entry phone module. IK09 grade impact protection. |    |
| <b>VR front panels for call modules</b> |   |   |
| <b>MTMF2PVR</b><br><b>60020660</b>      | <b>2-button call module front in painted Zamak alloy.</b><br>Complete with support in polycarbonate and 2 buttons in a single row with 42x10 mm name card holder. To be combined with a calls module (MTM8C or MTM8C/200). IK09 grade impact protection.  |   |
| <b>MTMF3PVR</b><br><b>60020670</b>      | <b>3-button call module front in painted Zamak alloy.</b><br>Complete with support in polycarbonate and 3 buttons in a single row with 42x10 mm name card holder. To be combined with a calls module (MTM8C or MTM8C/200). IK09 grade impact protection.  |  |
| <b>MTMF4PVR</b><br><b>60020680</b>      | <b>4-button call module front in painted Zamak alloy.</b><br>Complete with support in polycarbonate and 4 buttons in a single row with 42x10 mm name card holder. To be combined with a calls module (MTM8C or MTM8C/200). IK09 grade impact protection.  |  |
| <b>MTMF8PVR</b><br><b>60020690</b>      | <b>8-button call module front in painted Zamak alloy.</b><br>Complete with support in polycarbonate and 8 buttons in two rows with 42x10 mm name card holder. To be combined with a calls module (MTM8C or MTM8C/200). IK09 grade impact protection.  |  |







# THE COMPLETE RANGE

| Code  | Description   |   |
|---|---|---|
| <b>VR front panels for electronic expansion modules</b> |   |   |
| <b>MTMFKBVR</b><br><b>60020700</b>                      | <b>Keyboard module front in painted Zamak alloy.</b><br>Complete with support in polycarbonate. To be combined with a MTMKB module.<br>IK09 grade impact protection.  |    |
| <b>MTMFDYVR</b><br><b>60020710</b>                      | <b>Display module front in painted Zamak alloy.</b><br>Complete with support in polycarbonate. To be combined with a MTMDY module.<br>IK09 grade impact protection.   |    |
| <b>MTMMCVR</b><br><b>60020730</b>                       | <b>Blind module complete with VR front.</b><br>Module with body in technopolymer. Complete with blind front in painted Zamak alloy. IK09 grade impact protection.   |    |
| <b>MTMFRFIDVR</b><br><b>60020720</b>                    | <b>RFID – information module front in painted Zamak alloy.</b><br>Complete with support in polycarbonate. To be combined with a MTMRFID or MTMMI module. IK09 grade impact protection and IP54 grade water and dust protection. |    |
| <b>MTMFNAVR</b><br><b>60020930</b>                      | <b>Access control keyboard module front in painted Zamak alloy.</b><br>Complete with support in polycarbonate. To be combined with a MTMNA module.<br>IK09 grade impact protection.   |  |
| <b>MTMFBFVR</b><br><b>60020950</b>                      | <b>Hard of hearing and voice synthesis front module in painted Zamak alloy.</b><br>Complete with polycarbonate bracket. To be combined with an MTMBFVS module.<br>IK09 impact protection rating.                                |  |

# THE COMPLETE RANGE

| Code                                   | Description  |   |
|--|--|---|
| VR frames                              |  |   |
| <b>MTMTP1MVR</b><br><b>60020740</b>    | <b>Frame and plate for 1 module MTM VR.</b><br>Aluminium frame with cataphoresis and black paint finish to ensure high levels of resistance to corrosion and rust. Plate in painted Zamak alloy furnished with special anti-burglary screws. |    |
| <b>MTMTP2MVR</b><br><b>60020750</b>    | <b>Frame and plate for 2-module MTM VR.</b><br>Aluminium frame with cataphoresis and black paint finish to ensure high levels of resistance to corrosion and rust. Plate in painted Zamak alloy furnished with special anti-burglary screws. |    |
| <b>MTMTP3MVR</b><br><b>60020760</b>    | <b>Frame and plate for 3-module MTM VR.</b><br>Aluminium frame with cataphoresis and black paint finish to ensure high levels of resistance to corrosion and rust. Plate in painted Zamak alloy furnished with special anti-burglary screws. |    |
| <b>MTMTP4MVR</b><br><b>60020770</b>    | <b>Frame and plate for 4-module MTM VR.</b><br>Aluminium frame with cataphoresis and black paint finish to ensure high levels of resistance to corrosion and rust. Plate in painted Zamak alloy furnished with special anti-burglary screws. |    |
| Recess-mounting accessories            |  |   |
| <b>MTMTI1M VR</b><br><b>840XC-0200</b> | <b>Rain cover for recess-mounting onto vertical, 1-module MTM entry panels, VR finish.</b><br>Rain cover made of steel sheet with double layer painting.   |  |
| <b>MTMTI2M VR</b><br><b>840XC-0210</b> | <b>Rain cover for recess-mounting onto vertical, 2-module MTM entry panels, VR finish.</b><br>Rain cover made of steel sheet with double layer painting.   |  |
| <b>MTMTI3M VR</b><br><b>840XC-0220</b> | <b>Rain cover for recess-mounting onto vertical, 3-module MTM entry panels, VR finish.</b><br>Rain cover made of steel sheet with double layer painting.   |  |
| <b>MTMTI4M VR</b><br><b>840XC-0230</b> | <b>Rain cover for recess-mounting onto vertical, 4-module MTM entry panels, VR finish.</b><br>Rain cover made of steel sheet with double layer painting.   |  |

## THE COMPLETE RANGE

| Code                                   | Description  |   |
|--|--|---|
| Wall-hung accessories                  |  |   |
| <b>MTMSP1M VR</b><br><b>840XC-0160</b> | <b>Box with rain cover for wall mounting of vertical 1-module MTM entry panels, VR finish.</b><br>Wall-mounting box with steel sheet rain cover featured by double-layer painting, holes for passing the cables and other holes for the wall-fastening screws. |  |
| <b>MTMSP2M VR</b><br><b>840XC-0170</b> | <b>Box with rain cover for wall mounting of vertical 2-module MTM entry panels, VR finish.</b><br>Wall-mounting box with steel sheet rain cover featured by double-layer painting, holes for passing the cables and other holes for the wall-fastening screws. |  |
| <b>MTMSP3M VR</b><br><b>840XC-0180</b> | <b>Box with rain cover for wall mounting of vertical 3-module MTM entry panels, VR finish.</b><br>Wall-mounting box with steel sheet rain cover featured by double-layer painting, holes for passing the cables and other holes for the wall-fastening screws. |  |
| <b>MTMSP4M VR</b><br><b>840XC-0190</b> | <b>Box with rain cover for wall mounting of vertical 4-module MTM entry panels, VR finish.</b><br>Wall-mounting box with steel sheet rain cover featured by double-layer painting, holes for passing the cables and other holes for the wall-fastening screws. |  |



# AUDIO ENTRY RECEIVER

56 AGT  
60 PLX





Handset



**Wall mounted**  
44.5 mm thick  
(without 21 mm handset)

Compatible for wall installation on 503 box (horizontal or vertical) and on round box Ø 60 mm.

AGT is the handset intercom characterized by the essential lines and ergonomic handset with magnetic hang-up that eliminates the risk of falling or incomplete contact.

Soft touch buttons for the X1 version, traditional mechanical buttons in the 200 version, with white indicator LEDs. In the EVO version, up to 6 intercom calls can be programmed.

### MAIN FUNCTIONS

- Handset with magnetic hang-up
- Concealed LED signal
- AUX2 for auxiliary functions and call to the porter
- Automatic door-opener function





## AGT A

### 840CA-0040



#### PLUS

- Door-opener soft-touch button
- Programmable auxiliary soft-touch button
- Soft-touch button for ringtone adjustment/exclusion with LED indicator when excluded
- Latch function (gate opener) for checking the status of external automations
- Automatic door-opener function



## AGT A EVO

### 840CA-0050



#### PLUS

- Suitable for multi-user systems with 6 Intercom calls
- Door-opener soft-touch button
- Programmable auxiliary soft-touch button
- Soft-touch button for ringtone adjustment/exclusion with LED indicator when excluded
- Call forwarding to other extension
- "Panic" control for calling the porter
- Latch function (gate opener) for checking the status of external automations
- Automatic door-opener function



### TECHNICAL CHARACTERISTICS

| MODELS                            | AGT A            | AGT A EVO        |
|-----------------------------------|------------------|------------------|
| Dimensions (mm)                   | 116 x 190 x 44,5 | 116 x 190 x 44,5 |
| Power supply by BUS (V)           | 15 ÷ 20 DC       | 15 ÷ 20 DC       |
| Absorption by BUS (mA)            | 30               | 30               |
| Consumption in stand-by mode (mA) | <1               | <1               |
| Operating temperature (°C)        | +5 ÷ +40         | +5 ÷ +40         |
| Protection rating (IP)            | 30               | 30               |
| Colour                            | White            | White            |

AGT A200  
840CA-0010



- PLUS
- Mechanical door opener button



AGT A200 EVO  
840CA-0020



- PLUS
- Suitable for multi-user systems with 6 Intercom calls
  - Mechanical door opener button
  - 2 auxiliary mechanical buttons
  - Ringtone volume control lever



TECHNICAL CHARACTERISTICS

| MODELS                            | AGT A200       | AGT A200 EVO   |
|-----------------------------------|----------------|----------------|
| Dimensions (mm)                   | 116 x 190 x 50 | 116 x 190 x 50 |
| Power supply by BUS (V)           | -              | -              |
| Absorption by BUS (mA)            | -              | -              |
| Consumption in stand-by mode (mA) | -              | -              |
| Operating temperature (°C)        | +5 ÷ +40       | +5 ÷ +40       |
| Protection rating (IP)            | 30             | 30             |
| Colour                            | White          | White          |

## AGT A200 K

### 840CA-0030



#### PLUS

- Mechanical door opener button
- Auxiliary mechanical button
- Switch for automation control with LED signaling
- Ringtone volume control lever



#### TECHNICAL CHARACTERISTICS

| MODELS                            | AGT A200 K     |
|-----------------------------------|----------------|
| Dimensions (mm)                   | 116 x 190 x 50 |
| Power supply by BUS (V)           | -              |
| Absorption by BUS (mA)            | -              |
| Consumption in stand-by mode (mA) | -              |
| Operating temperature (°C)        | +5 ÷ +40       |
| Protection rating (IP)            | 30             |
| Colour                            | White          |

## THE COMPLETE RANGE

| Code | Description |
|------|-------------|
|------|-------------|

#### Accessories

##### AGT KT A 840XC-0140

**Desktop stand for intercom indoor receivers of the AGT A, Agata Audio and Perla Audio series.**  
Plexiglass 10 mm-thick stand, supplied with white RJ45 cable and terminal board cover with PMMA laminate - metallic gray.





PLX is our range of hands-free audio entry receivers with a hi-performance speaker that provides loud ringtone as well as crisp audio.

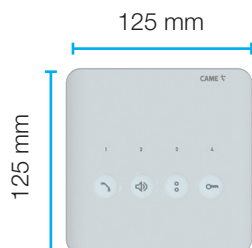
PLX is an elegant receiver which combines minimalism and functionality. Matt white finish, a sleek streamlined shape, and only 21 mm thickness.

### MAIN FUNCTIONS

- Soft touch buttons
- Ringtone adjustment
- Latch function
- Automatic door opener
- 5 Aux
- 6 intercoms



Handsfree  
audio



Wall mounted  
21 mm thick



## PLX A

### 840CC-0030



#### PLUS

- Program melodies depending on the type of call
- Adjust/exclude ringtone, with alert LED when set to exclude mode
- Contact porter (where available)
- Alarm signal



#### Accessories

##### AGT KT A 840XC-0140

##### Desktop stand for intercom indoor receivers of the AGT A, Agata Audio and Perla Audio series.

Plexiglass 10 mm-thick stand, supplied with white RJ45 cable and terminal board cover with PMMA laminate - metallic gray.



#### TECHNICAL CHARACTERISTICS

| MODELS                            | PLX A          |
|-----------------------------------|----------------|
| Dimensions (mm)                   | 125 x 125 x 21 |
| Power supply by BUS (V)           | 15 ÷ 20 DC     |
| Absorption by BUS (mA)            | 200            |
| Consumption in stand-by mode (mA) | <1             |
| Operating temperature (°C)        | +5 ÷ +40       |
| Protection rating (IP)            | 30             |
| Colour                            | White          |







# AUDIO ENTRY PANEL

64 MTM  
66 VRW  
68 VRM



MTM is the modular door entry panel developed to offer a range of products suitable for all different needs.

32 different modules for infinite combinations!

The essential and refined design makes MTM the perfect entry panel on any surface and context, from a single home to large residential or office settings.

The anodised and satin-finished aluminium front panel guarantees brilliance and durability.

The basic frame can accommodate from 1 to 4 modules, but it is possible to connect several frames to create very complex devices.

### MAIN CHARACTERISTICS

- Satin finish anodised aluminium front panel
- IK07 shock protection rating
- Up to 98 calls with buttons
- Unlimited digital calls
- Innovative front panel without speaker holes
- Two-tone key backlighting (blue/white)
- Backlight intensity adjustment
- Direct connection to an analogue camera (X1 audio)
- Mini USB port for PC connection, software programming and firmware update

### MTM



Shock protection rating



Version for the hearing impaired



Water and dust protection

### MTM VR



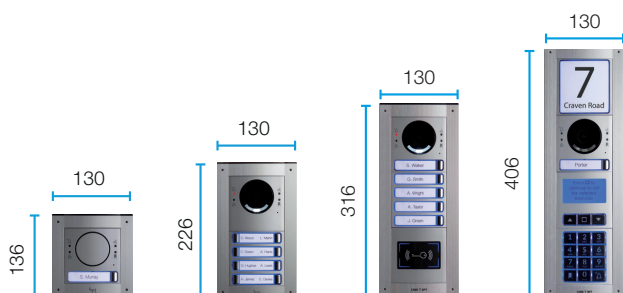
Shock protection rating



Version for the hearing impaired



Water and dust protection



**Recess mounted**  
13 mm thick

**Wall mounted**  
64 mm thick

### MTM VR

#### MAIN CHARACTERISTICS

- IK09 certified version against vandalism
- Zamak frame and cover
- Strong shatter-proof buttons
- Anti-burglary screws



## DIGITAL DIALING

The display enables a directory of up to 7,200 names to be displayed. During programming, you can choose the most suitable search modes based on the number of users: a scrolling list or an alphabetical block search.



## BUTTON COMPOSITION

On the call module you can add the front panel with the number of buttons you need. So you can forget about any caps and buttons, while keeping the composition flexible. Front panels with 2, 3, 4 and 8 buttons are available.

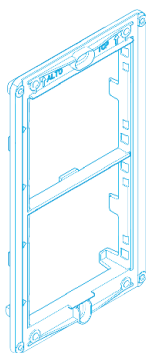
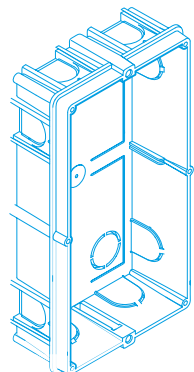


## ACCESS CONTROL

The MTM range also includes 2 modules specifically for access control, one that is keypad operated and the other RDIF reader operated. Both modules are fitted with 2 on-board relay switches and 2 inputs for directly activating the relay switches.

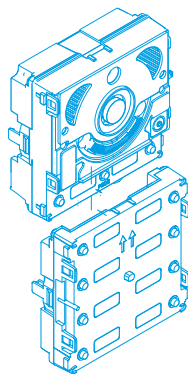
### RECESS BOX

Available for the various entry panel versions, from 1 to 4 modules, depth 48.



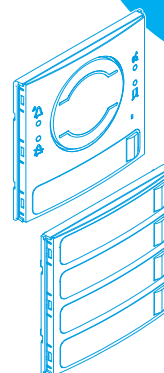
### FRAME

Aluminum module-housing profile with cathoresis treatment and black paint coat to ensure high levels of endurance against corrosion and rust. Compatible with BTicino, Comelit and Urmet recess-mounting boxes.



### ELECTRONIC MODULES

Snap-in installation with no screw needed. Simple wiring among the modules. No chance of error thanks to the polarized connectors.



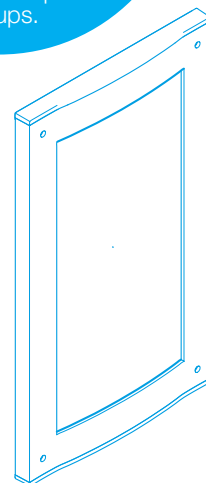
### FRONT PANELS

Front panels ready for use, as they are pre-configured and need no additional buttons or caps. Outer side made of satin-finish aluminum with sturdy internal structure to make the standard outer panel IK07.

## MTM IS QUICK AND EASY TO INSTALL

There are 5 components to an entry panel: the wall or recess-mounting box, the frame, the electronics module, the front panel and the external frame.

Available in 2, 3, 4 and 8 button front panel set ups.



### OUTER FRAME

The closing frame is sleek and essential, entirely made of satin-finished aluminum.

### WALL-MOUNTING BOXES

A wall-mounting box is available if recess-mounting is unavailable.



A key feature of VRW is the durability and strength of the materials. It uses the same electronic modules and easy to fit functionality as the standard MTM however, it uses an IK09 rated vandal resistant marine grade stainless steel manufactured in the UK.

Additionally, it uses IK09 rated buttons manufactured in Italy.

Vandal resistant entry panels are available in a number of finishes such as Stainless Steel, Highly Polished Steel, Brass and can be custom powder coated in any RAL colour of your choice.

### MAIN CHARACTERISTICS

(In addition to the benefits of the MTM VR)

- Bespoke finishes
- Laser engraving
- Unmatched video quality
- IP65 rated bespoke buttons
- Manufactured in the UK
- Impact & water resistant
- Custom sizes



**Shock protection rating**



**Version for the hearing impaired**



**Water and dust protection**

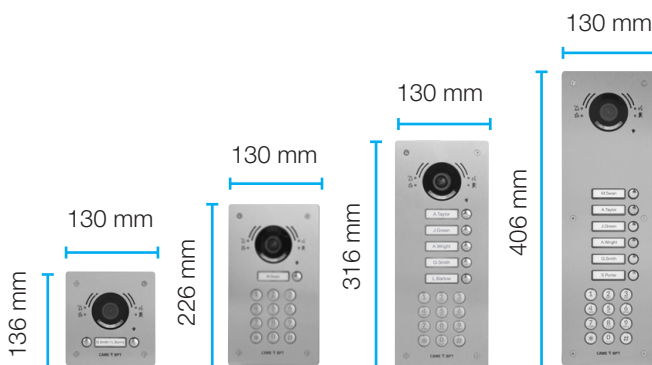


**Audio only version**




**Marine grade 316 stainless steel**

### DIMENSIONS



**Recess mounted**  
2 mm thick

**Wall mounted**  
52 mm thick



### DIGITAL COMPOSITION

The digital display allows a phone book with up to 7200 names to be displayed. During the programming phase you can choose the most appropriate search mode based on the number of users: a scrolling list or an alphabetical block search.



### PUSH-BUTTON COMPOSITIONS

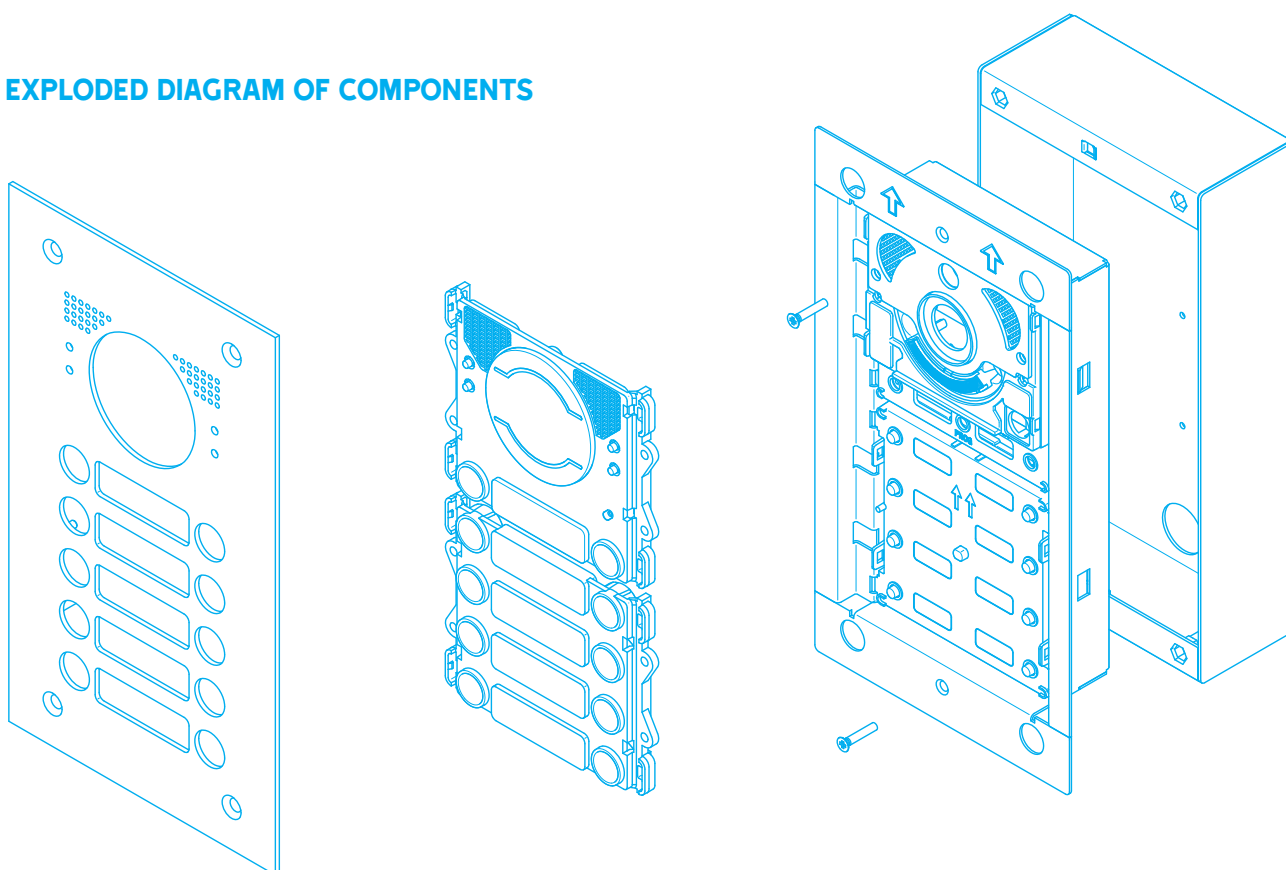
On the call module, you can customise the amount of buttons required. Using a variety of modular front plates you can achieve maximum button composition flexibility. Available with 2, 3, 4, 5 and 8 button front plates.



### ACCESS CONTROL

The VRW range can accommodate the MTM VR keypad unit for standalone access control as well as the unique 'Universal reader bracket' able to house most types of common proximity access control reader.

### EXPLODED DIAGRAM OF COMPONENTS







A key feature of VRM is the durability and strength of the materials. It uses the same electronic modules and easy to fit functionality as the standard MTM however, it uses an IK09 rated vandal resistant marine grade stainless steel manufactured in the UK.

Vandal resistant entry panels are available in a number of finishes such as Stainless Steel, Highly Polished Steel, Brass and can be custom powder coated in any RAL colour of your choice.

### MAIN CHARACTERISTICS

(In addition to the benefits of the MTM VR)

- Bespoke finishes
- Laser engraving
- Unmatched video quality
- IP65 rated bespoke buttons
- Manufactured in the UK
- Impact & water resistant
- Custom sizes



**Shock protection rating**



**Version for the hearing impaired**



**Water and dust protection**




**Audio only version**



**Marine grade 31 stainless steel**

### DIMENSIONS




**Recess mounted**  
2 mm thick

**Wall mounted**  
52 mm thick




### DIGITAL COMPOSITION

The digital display allows a phone book with up to 7200 names to be displayed. During the programming phase you can choose the most appropriate search mode based on the number of users: a scrolling list or an alphabetical block search.



### PUSH-BUTTON COMPOSITIONS

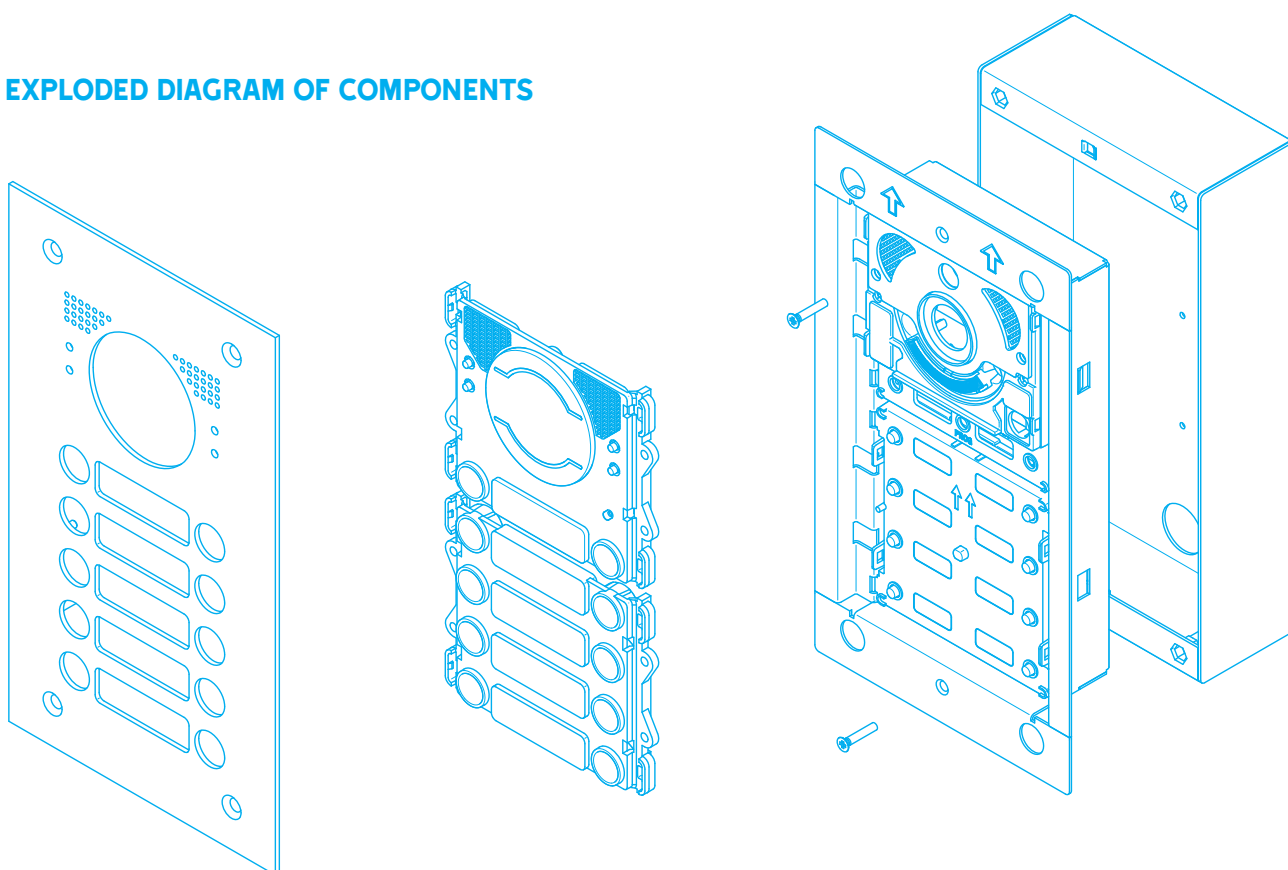
On the call module, you can customise the amount of buttons required. Using UK manufactured push buttons, you can achieve maximum button composition flexibility.



### ACCESS CONTROL

The VRM range can accommodate the MTM VR keypad unit for standalone access control as well as the unique 'Universal reader bracket' able to house most types of common proximity access control reader.





### EXPLODED DIAGRAM OF COMPONENTS










# THE COMPLETE RANGE

| Code  | Description  |   |
|---|--|---|
| <b>Electronic audio modules for X1 systems</b>    |  |   |
| <b>MTMA/01</b><br><b>60020010</b>                 | <b>Intercom module for X1 systems.</b><br>Electronic module with techno-polymer body and 2 call buttons with double, blue or white, namecard backlighting. Featuring a local control for electric lock, auxiliary contact (1A, 30V max), inputs for door lock release button and for door status indication (programmable I/O), output for activation of outdoor cameras (programmable I/O). With input for outdoor analog video camera. The front is equipped with LEDs for visual indication of the system status. It allows to adjust the audio volume of the microphone and speaker and the activation time of the electric lock. Manual or PC programming via MINI USB connector on the front. To finish off with intercom front panel. When combined with the corresponding front panel, it guarantees IP54 water and dust protection.             |    |
| <b>MTMAL/01</b><br><b>60020020</b>                | <b>Lite intercom module for X1 systems.</b><br>Electronic module with techno-polymer body and 2 call buttons with blue name tag backlighting. With local control for electric lock, input for door lock release button, programmable I/O auxiliary output, programmable I/O output for enabling outdoor video cameras. It allows to adjust the audio volume of the microphone and speaker and the activation time of the electric lock. Manual programming. To finish off with lite intercom front panel. Only for creating push button entry panels and can power MTMRFID, MTMNA access control modules, and only if configured in Master mode. When combined with the corresponding front panel, it guarantees IP54 water and dust protection.   |    |
| <b>Electronic audio modules for XIP systems</b>   |  |   |
| <b>MTMA/08</b><br><b>60020420</b>                 | <b>Intercom modules for XIP systems.</b><br>Electronic module with techno-polymer body and 2 call buttons with double, blue or white, namecard backlighting. Featuring a local control for electric lock, auxiliary contact (1A, 30V max), inputs for door lock release button and for door status indication (programmable I/O), output for activation of outdoor cameras (programmable I/O). Dip-switch for adapting the line impedance. The front is equipped with LEDs for visual indication of the system status. It allows to adjust the audio volume of the microphone and speaker and the activation time of the electric lock. Manual or PC programming via MINI USB connector on the front. To be completed with a video intercom front panel. When combined with the corresponding front panel, it guarantees IP54 water and dust protection. |   |
| <b>Electronic audio modules for IP360 systems</b> |  |   |
| <b>MTMA/IP</b><br><b>60020040</b>                 | <b>Intercom modules for IP360 systems.</b><br>Electronic module with techno-polymer body and 2 call buttons with double, blue or white, namecard backlighting. Featuring a local control for electric lock, auxiliary contact (1A, 30V max), inputs for door lock release button and for door status indication (programmable I/O), output for activation of outdoor cameras (programmable I/O). RJ45 port for network, PoE or local connection. The front is equipped with LEDs for visual indication of the system status. On-board web server for configuring and updating firmware. Can be manually programmed. To be completed with a video intercom front panel. When combined with the corresponding front panel, it guarantees IP54 water and dust protection.   |  |

# THE COMPLETE RANGE

| Code  | Description   |   |
|---|---|---|
| <b>Electronic audio modules for 4G LTE systems</b>    |   |   |
| <b>MTMA/CONNECT</b><br><b>840AD-0010</b>              | <b>Intercom modules for 4G systems.</b><br>Electronic module with techno-polymer body and 2 call buttons with double, blue or white, namecard backlighting. Slot for on-board micro SIM (micro SIM not included). It can manage up to 3000 telephone numbers and remotely opens the gateway via a telephone ring. Featuring a local electric lock control, auxiliary contact (1A, 30V max), 2 inputs for call 1 and 2 (programmable I/O). The front is equipped with LEDs for visual indication of the system status. It allows to adjust the audio volume of the microphone and speaker and the activation time of the electric lock. It supports configuration and management via the CONNECT SetUp app and is compatible with CAME Key. Supplied with antenna and 2 m cable for antenna remote control. To finish off with intercom front panel. When combined with the corresponding front panel, it guarantees IP54 water and dust protection. |    |
| <b>Electronic audio modules for 200 systems</b>       |   |   |
| <b>MTMA/200</b><br><b>60020210</b>                    | <b>Intercom modules for 200 systems.</b><br>Electronic module with techno-polymer body and 2 call buttons with blue name tag backlighting. It allows to adjust the audio volume of the microphone and speaker. Expandable only with the MTM8C/200 call module for 200 systems. To finish off with lite intercom front panel. When combined with the corresponding front panel, it guarantees IP54 water and dust protection.  |    |
| <b>Call modules for X1, XIP, IP360 and 4G systems</b> |   |   |
| <b>MTM8C</b><br><b>60020030</b>                       | <b>8-call module.</b><br>Electronic module with techno-polymer body, 8 call buttons and 16 LEDs for the double blue or white backlit name tags. Adjustable colour and brightness of the LEDs using the main modules. To finish off with button front-plate. When combined with the corresponding front panel, it guarantees IP54 water and dust protection.   |   |
| <b>Calls module for 200 system</b>                    |   |   |
| <b>MTM8C/200</b><br><b>60020220</b>                   | <b>8-call module for 200 systems.</b><br>Electronic module with techno-polymer body, 8 call buttons and 8 LEDs for the double blue or white backlit name tags. Compatible only with the MTM8C/200 call module for 200 systems. To finish off with button front-plate. When combined with the corresponding front panel, it guarantees IP54 water and dust protection.   |  |

# THE COMPLETE RANGE

| Code                                | Description   |   |
|-------------------------------------|---|---|
| <b>Electronic expansion modules</b> |   |   |
| <b>MTMKB</b><br><b>60020230</b>     | <b>Digital call keypad module</b><br>Electronic module with techno-polymer body, with alphanumeric keypad with 12 buttons and double blue or white backlighting. Adjustable colour and brightness of the LEDs using the main modules. Key 0 to 9 for entering the code and 2 other keys for the main functions: activate call and confirm access code. To finish off with digital call module front panel. When combined with the corresponding front panel, it guarantees IP54 water and dust protection.  |    |
| <b>MTMDY</b><br><b>60020240</b>     | <b>Display module.</b><br>Electronic module with techno-polymer body and blue or white backlit LCD display. Colour and brightness adjustment from the menu or via the main modules. It allows you to display a phonebook with up to 7200 names and search in scroll mode or alphabetic block mode. It allows direct calling to the extensions through the central button. To finish off with display front module. When combined with the corresponding front panel, it guarantees IP54 water and dust protection.  |    |
| <b>MTMRFID</b><br><b>60020250</b>   | <b>RFID access control module.</b><br>Electronic module with techno-polymer body equipped with RFID reader and 13.56 MHz Mifare technology, with blue or white backlighting. Adjustable colour and brightness of the LEDs using the main modules. It allows the addition and removal of badges/tags directly from the reader itself or through a PC tool. It autonomously manages up to 6500 proximity cards. Access allowed/not allowed via buzzer and green/red signal LED. It can be installed either in stand alone mode or with the XIP or IP360 system via CAN bus. It is equipped with 2 relay contacts for door-openings and 2 inputs for directly activating the relays. To finish off with the RFID module front panel. When combined with the corresponding front panel, it guarantees IP54 water and dust protection. |    |
| <b>MTMMI</b><br><b>60020290</b>     | <b>Information module.</b><br>Electronic module with techno-polymer body equipped with LED for the double blue or white backlighting of the information tag. It allows to adjust colour and brightness by using the main modules. To finish off with information module front-plate. When combined with the corresponding front panel, it guarantees IP54 water and dust protection.  |   |
| <b>MTMMC</b><br><b>60020310</b>     | <b>Hidden module with front panel.</b><br>Module with techno-polymer body and blind front panel made of natural anodised satin aluminium. Impact protection degree IK07 and water and dust protection degree IP54.  |  |
| <b>MTMNA</b><br><b>60020380</b>     | <b>Keypad module with access control.</b><br>Electronic module with techno-polymer body, with alphanumeric keypad with 12 buttons and double blue or white backlighting. Adjustable colour and brightness of the LEDs using the main modules. Key 0 to 9 for entering the code and 2 other keys for confirming. It autonomously manages up to 3500 numeric codes. Access allowed/not allowed via buzzer and green/red signal LED. It can be installed either in stand alone mode or with the XIP or IP360 system via CAN bus. It is equipped with 2 relay contacts for door-openings and 2 inputs for directly activating the relays. To finish off with the access control keypad module front panel. When combined with the corresponding front panel, it guarantees IP54 water and dust protection.                            |  |
| <b>MTMBFVS</b><br><b>60020390</b>   | <b>Hearing impaired and voice synthesis module</b><br>Electronic module with techno-polymer body, equipped with a loudspeaker used for the playing back system voice messages. It has an audio-frequency induction system for hearing aids, in the "T" position. To finish off with the hearing impaired module. When combined with the corresponding front panel, it guarantees IP54 water and dust protection.  |  |



## MTMA/01

### 60020010



#### PLUS

- 2 call buttons with double blue or white backlight with intensity adjustment
- 2 controls for electric lock and auxiliary control (1A, 30V max)
- Output for activation of external cameras (programmable I/O)
- Control for adjusting the sound of the microphone, the speaker and the electric lock activation time.
- Video input for outdoor analog camera
- Mini USB port for PC connection, software programming and firmware update
- LED pictograms for status alerts: door opening, active communication, call in progress and system busy
- To be completed with intercom front panel to obtain IP54 rating against water and dust.



## MTMAL/01

### 60020020



#### PLUS

- 2 call buttons with blue backlight
- 2 controls for electric lock and auxiliary control (1A, 30V max)
- Output for activation of external cameras (programmable I/O)
- Control for adjusting the sound of the microphone, the speaker and the electric lock activation time.
- Video input for outdoor analog camera
- Manual programming.
- It allows the creation of entry panel with buttons only
- It can power access control modules (MTMRfid, MTMNA) only when configured in Master mode
- To be completed with lite intercom front panel to obtain IP54 rating against water and dust.



## TECHNICAL CHARACTERISTICS

| MODELS                            | MTMA/01        | MTMAL/01       |
|-----------------------------------|----------------|----------------|
| Dimensions (mm)                   | 85 x 85 x 35   | 85 x 85 x 35   |
| Internal dimensions (mm)          | -              | -              |
| Packaging dimensions (mm)         | 156 x 57 x 110 | 156 x 57 x 110 |
| Power supply (V)                  | 16 ÷ 18 DC     | 14 ÷ 18 DC     |
| PoE power supply                  | -              | -              |
| Consumption in stand-by mode (mA) | 70             | 65             |
| Max. absorption (mA)              | 220            | 200            |
| Operating temperature (°C)        | -25 ÷ +55      | -25 ÷ +55      |
| Protection rating (IP)            | 54             | 54             |

## MTMA/08 60020420



### PLUS

- 2 call buttons with double blue or white backlight with intensity adjustment
- 2 controls for electric lock and auxiliary control (1A, 30V max)
- Output for activation of external cameras (programmable I/O)
- Adjustable speaker, microphone and electric lock
- LED pictograms for status alerts: door opening, active communication, call in progress and system busy
- It can be manually programmed.
- Mini USB port for PC connection, software programming and firmware update
- Dip-switch for adapting the line impedance.
- To be completed with intercom front panel to obtain IP54 rating against water and dust.



## MTMA/IP 60020040



### PLUS

- 2 call buttons with double blue or white backlight with intensity adjustment
- 2 controls for electric lock and auxiliary control (1A, 30V max)
- Output for activation of external cameras (programmable I/O)
- Logic connection of a remote IP CCTV camera possible
- Adjustable speaker, microphone and electric lock from PC
- It can be manually programmed.
- LED pictograms for status alerts: door opening, active communication, call in progress and system busy
- Integrated web-server for configuration, firmware updates and browser management
- Web interface for device configuration
- Network connection via standard SIP protocol
- H.264 video codec, G711 audio codec
- Local or PoE (Powered over Ethernet) power supply
- To be completed with intercom front panel to obtain IP54 rating against water and dust.



### TECHNICAL CHARACTERISTICS

| MODELS                            | MTMA/08        | MTMA/IP          |
|-----------------------------------|----------------|------------------|
| Dimensions (mm)                   | 85 x 85 x 35   | 85 x 85 x 35     |
| Packaging dimensions (mm)         | 156 x 57 x 110 | 156 x 57 x 110   |
| Power supply (V)                  | 14 ÷ 18 DC     | 12 ÷ 24 DC       |
| PoE power supply                  | -              | IEEE 802,3af (W) |
| Consumption in stand-by mode (mA) | 30             | 70               |
| Max. absorption (mA)              | 70             | 250              |
| Operating temperature (°C)        | -25 ÷ +55      | -25 ÷ +55        |
| Protection rating (IP)            | 54             | 54               |

## MTMA/CONNECT 840AD-0010

4G

### PLUS

- Up to 3000 telephone numbers and gateway remote opening via a telephone ring
- 2 call buttons with double blue or white backlight with intensity adjustment
- 2 controls for electric lock and auxiliary control (1A, 30V max)
- Slot for on-board micro SIM (micro SIM not included)
- Supplied with antenna and 2 m cable for antenna remote control
- Adjustable speaker, microphone and electric lock
- LED pictograms for status alerts: door opening, active communication, call in progress and system busy
- Configuration and management via the CONNECT SetUp app and is compatible with CAME KeyMini USB port for PC connection, software programming and firmware update
- To be completed with intercom front panel to obtain IP54 rating against water and dust.



## MTMA/200 60020210

200

### PLUS

- 2 call buttons with blue backlight
- Adjustment of audio volume of the microphone and speaker.
- Expandable only with the MTM8C/200 call module for 200 systems.
- To be completed with lite intercom front panel to obtain IP54 rating against water and dust.



### TECHNICAL CHARACTERISTICS

| MODELS                            | MTMA/CONNECT   | MTMA/200       |
|-----------------------------------|----------------|----------------|
| Dimensions (mm)                   | 85 x 85 x 35   | 85 x 85 x 35   |
| Internal dimensions (mm)          | -              | -              |
| Packaging dimensions (mm)         | 156 x 57 x 110 | 156 x 57 x 110 |
| Power supply (V)                  | 14 ÷ 24 AC/DC  | 12 DC          |
| PoE power supply                  | -              | -              |
| Consumption in stand-by mode (mA) | 50             | 4              |
| Max. absorption (mA)              | 120            | 60             |
| Operating temperature (°C)        | -25 ÷ +55      | -25 ÷ +55      |
| Protection rating (IP)            | 54             | 54             |


## MTM8C

### 60020030



#### PLUS

- Eight-button module
- Also programmable manually to handle 8, 4, 3 or 2 calls
- Blue or white LED for badge holders double backlighting.
- Adjustable colour and brightness of the LEDs using the main modules.
- To be completed with push-buttons front panel to obtain IP54 rating against water and dust.



## MTM8C/200

### 60020220



#### PLUS

- Eight-button module
- Blue LED for badge holders double backlighting.
- Compatible only with the Sistema 200 (MTMA/200) intercom module
- To be completed with push-buttons front panel to obtain IP54 rating against water and dust.



## TECHNICAL CHARACTERISTICS

| MODELS                            | MTM8C          | MTM8C/200      |
|-----------------------------------|----------------|----------------|
| Dimensions (mm)                   | 85 x 85 x 35   | 85 x 85 x 35   |
| Internal dimensions (mm)          | -              | -              |
| Packaging dimensions (mm)         | 156 x 57 x 110 | 156 x 57 x 110 |
| Power supply (V)                  | 10.7 - 18 DC   | 14 - 18 AC     |
| PoE power supply                  | -              | -              |
| Consumption in stand-by mode (mA) | -              | 15             |
| Max. absorption (mA)              | 25             | 15             |
| Operating temperature (°C)        | -25 ÷ +55      | -25 ÷ +55      |
| Protection rating (IP)            | 54             | 54             |

## MTMBFVS 60020390



### PLUS

- Hearing impaired and voice synthesis module
- Speaker for playback of multilingual voice messages related to the system
- It integrates an audio-frequency induction system for hearing aids, in the “T” position.
- Manual or PC tool programming
- To be completed with hearing aid module panel to obtain IP54 rating against water and dust.



## MTMKB 60020230



### PLUS

- Keypad module for digital call and access control code entering
- 12-button alphanumeric keyboard with double blue or white backlighting.
- Adjustable colour and brightness of the LEDs using the main modules.
- Key 0 to 9 for entering the code
- 2 keys for main functions: call activation and access code confirmation
- To be completed with digital call module panel to obtain IP54 rating against water and dust.



### TECHNICAL CHARACTERISTICS

| MODELS                            | MTMBFVS        | MTMKB          |
|-----------------------------------|----------------|----------------|
| Dimensions (mm)                   | 85 x 85 x 35   | 85 x 85 x 35   |
| Internal dimensions (mm)          | -              | -              |
| Packaging dimensions (mm)         | 156 x 57 x 110 | 156 x 57 x 110 |
| Power supply (V)                  | 10.7-18 DC     | 10.7-18 DC     |
| PoE power supply                  | -              | -              |
| Consumption in stand-by mode (mA) | 20             | 20             |
| Max. absorption (mA)              | 55             | 55             |
| Operating temperature (°C)        | -25 ÷ +55      | -25 ÷ +55      |
| Protection rating (IP)            | 54             | 54             |



## MTMDY 60020240



### PLUS

- Blue or white backlight LCD display module
- Colour and brightness adjustment from the menu or via the main modules.
- It allows viewing up to 7200 names in the address book.
- Search in scroll mode or alphabetic block mode.
- It allows direct calling to the extensions through the central button.
- To be completed with display module panel to obtain IP54 rating against water and dust.




## MTMRFID 60020250



### PLUS

- RFID access control module with Mifare technology (13.56 MHz)
- Blue or white backlighting
- Adjust colour and brightness by using the main modules.
- Allows the addition and removal of badges/tags directly from the reader or through a PC tool.
- It independently manages up to 6,500 proximity keys.
- Sound and visual indication of the status (access allowed/denied) through buzzer and buttons backlighting (green/red).
- CAN BUS connector for connection to XiP or IP360 system
- 2 relay contacts for opening gates and 2 inputs for direct activation of the relays.
- To be completed with RFID module panel to obtain IP54 rating against water and dust.



## TECHNICAL CHARACTERISTICS

| MODELS                            | MTMDY          | MTMRFID        |
|-----------------------------------|----------------|----------------|
| Dimensions (mm)                   | 85 x 85 x 35   | 85 x 85 x 35   |
| Internal dimensions (mm)          | -              | -              |
| Packaging dimensions (mm)         | 156 x 57 x 110 | 156 x 57 x 110 |
| Power supply (V)                  | 10.7-18 DC     | 12 ÷ 24 DC     |
| PoE power supply                  | -              | -              |
| Consumption in stand-by mode (mA) | 55             | 35             |
| Max. absorption (mA)              | 250            | 90             |
| Operating temperature (°C)        | -25 ÷ +55      | -25 ÷ +55      |
| Protection rating (IP)            | 54             | 54             |

## MTMMI 60020290



### PLUS


- Information module
- Blue or white LED for information card backlighting
- Colour and brightness adjustment using the main modules.
- To be completed with information module panel to obtain IP54 rating against water and dust.



## MTMMC 60020310

### PLUS

- Blind module
- Blind front panel made of natural anodised satin finish aluminium.
- IK07 impact resistance rating and water and IP54 water and dust protection rating.



### TECHNICAL CHARACTERISTICS

| MODELS                     | MTMMI          | MTMMC                                   |
|----------------------------|----------------|---|
| Dimensions (mm)            | 85 x 85 x 35   | 85 x 85 x 35<br>95 x 90 x 10            |
| Internal dimensions (mm)   | -              | 85 X 85 X 32                            |
| Packaging dimensions (mm)  | 156 x 57 x 110 | 156 x 57 x 110                          |
| Power supply (V)           | 10.7-18 DC     | -                                       |
| Max. absorption (mA)       | 25             | -                                       |
| Operating temperature (°C) | -25 ÷ +55      | -                                       |
| Protection rating (IP)     | -              | 54                                      |
| Colour                     | -              | Natural anodised satin-finish aluminium |

## PLUS









- Keypad module for access control.
- 12-button alphanumeric keyboard with double blue or white backlighting.
- Adjustable colour and brightness of the LEDs using the main modules.
- Keys 0 to 9 for entering the code and 2 other keys for confirming.
- It manages up to 3500 numeric codes.
- Sound and visual indication of the status (access allowed/denied) through buzzer and buttons backlighting (green/red).
- CAN BUS connector for connection to XIP or IP360 system
- 2 relay contacts for opening gates and 2 inputs for direct activation of the relays.
- Manual or PC tool programming
- To be completed with access control front panel with keyboard module to obtain IP54 rating against water and dust.













## TECHNICAL CHARACTERISTICS

| MODELS                            | MTMNA          |
|-----------------------------------|----------------|
| Dimensions (mm)                   | 85 x 85 x 35   |
| Internal dimensions (mm)          | -              |
| Packaging dimensions (mm)         | 156 x 57 x 110 |
| Power supply (V)                  | 12 - 24 AC/DC  |
| PoE power supply                  | -              |
| Consumption in stand-by mode (mA) | 35             |
| Max. absorption (mA)              | 90             |
| Operating temperature (°C)        | -25 ÷ +55      |
| Protection rating (IP)            | 54             |

# THE COMPLETE RANGE


| Code                               | Description  |   |
|------------------------------------|--|---|
| <b>Accessory modules</b>           |  |   |
| <b>MTMGT</b><br><b>60020400</b>    | <b>Heating module with thermostat for MTM external units.</b><br>Heater accessory that enables operation down to a temperature of -40 °C. To be combined with a built-in box (MTMSI2M, MTMSI3M or MTMSI4M).  |    |
| <b>MTMEX8C</b><br><b>60020590</b>  | <b>Module for the remote control of 8 call keys.</b><br>Electronic board complete with 8 inputs for remote call buttons (maximum distance 1 m) and two outputs for backlighting. Equipped with 2 connectors for modular bus input and output. To be connected to MTM series electronic intercom or video intercom modules (except MTMA/200). |    |
| <b>Audio front panels</b>          |  |   |
| <b>MTMFA0P</b><br><b>60020050</b>  | <b>Blind intercom front panel made of natural anodised satin finish aluminium.</b><br>With polycarbonate brace, it features pictograms to indicate the status of the system. To pair up with an intercom module. Shock protection rating IK07.   |    |
| <b>MTMFA1P</b><br><b>60020060</b>  | <b>1-button intercom front panel made of natural anodised satin finish aluminium.</b><br>With polycarbonate brace, it features pictograms to indicate the status of the system and 1 button with name tag size 66x15 mm. To pair up with an intercom module. Shock protection rating IK07.   |    |
| <b>MTMFA2P</b><br><b>60020070</b>  | <b>2-button intercom front panel made of natural anodised satin finish aluminium.</b><br>With polycarbonate brace, it is equipped with pictograms to indicate the status of the system and 2 double rows of buttons with 55x15 mm name tags. To pair up with an intercom module. Shock protection rating IK07.                               |   |
| <b>MTMFAL0P</b><br><b>60020080</b> | <b>Lite blind intercom front panel made of natural anodised satin finish aluminium.</b><br>With polycarbonate brace. To pair up with the MTMAL/01 lite intercom module. Shock protection rating IK07.  |  |
| <b>MTMFAL1P</b><br><b>60020090</b> | <b>1-button lite intercom front panel made of natural anodised satin finish aluminium.</b><br>With polycarbonate brace. It comes with 1 button and a 66x15 mm name tag. To pair up with the MTMAL/01 lite intercom module. Shock protection rating IK07.   |  |
| <b>MTMFAL2P</b><br><b>60020100</b> | <b>2-button lite intercom front panel made of natural anodised satin finish aluminium.</b><br>With polycarbonate brace. With 2 buttons, in double rows, and 55x15 mm name tags. To pair up with the MTMAL/01 lite intercom module. Shock protection rating IK07.   |  |

# THE COMPLETE RANGE

| Code  | Description   |   |
|---|---|---|
| Front panels for call modules                 |   |   |
| <b>MTMF2P</b><br><b>60020110</b>              | <b>2-button call module front panel made of natural anodised satin finish aluminium.</b><br>With polycarbonate brace and 2 single row buttons with name tag size 66x15 mm. To pair with the MTM8C or MTM8C/200 call module. Shock protection rating IK07.   |    |
| <b>MTMF3P</b><br><b>60020120</b>              | <b>3-button call module front panel made of natural anodised satin finish aluminium.</b><br>With polycarbonate brace and 3 single row buttons with name tag size 66x15 mm. To pair with the MTM8C or MTM8C/200 call module. Shock protection rating IK07.   |    |
| <b>MTMF4P</b><br><b>60020130</b>              | <b>4-button call module front panel made of natural anodised satin finish aluminium.</b><br>With polycarbonate brace and 4 single row buttons with name tag size 66x15 mm. To pair with the MTM8C or MTM8C/200 call module. Shock protection rating IK07.   |    |
| <b>MTMF8P</b><br><b>60020140</b>              | <b>8-button call module front panel made of natural anodised satin finish aluminium.</b><br>With polycarbonate brace and 8 double row buttons with name tag size 55 x 15 mm. To pair with the MTM8C or MTM8C/200 call module. Shock protection rating IK07. |    |
| Front panels for electronic expansion modules |   |   |
| <b>MTMRFID</b><br><b>60020260</b>             | <b>RFID module front panel made of natural anodised satin finish aluminium.</b><br>With polycarbonate brace. To pair with the MTMRFID module. Shock protection rating IK07.   |   |
| <b>MTMFKB</b><br><b>60020270</b>              | <b>Keypad module front panel made of natural anodised satin finish aluminium.</b><br>With polycarbonate brace. To pair with the MTMKB module. Shock protection rating IK07.   |  |
| <b>MTMFDY</b><br><b>60020280</b>              | <b>Display module front panel made of natural anodised satin finish aluminium.</b><br>With polycarbonate brace. To pair with the MTMDY module. Shock protection rating IK07.  |  |
| <b>MTMFMI</b><br><b>60020300</b>              | <b>Information module front panel made of natural anodised satin finish aluminium.</b><br>With polycarbonate brace. To pair with the MTMMI module. Shock protection rating IK07.  |  |
| <b>MTMFNA</b><br><b>60020910</b>              | <b>Access control keypad module front panel made of natural anodised satin finish aluminium.</b><br>With polycarbonate brace. To pair with the MTMNA module. Shock protection rating IK07.  |  |
| <b>MTMFBF</b><br><b>60020920</b>              | <b>Hearing impaired and voice synthesis module made of natural anodised satin finish aluminium.</b><br>With polycarbonate brace. To pair with the MTMBFVS module. Shock protection rating IK07.   |  |



# THE COMPLETE RANGE

| Code   | Description   |   |
|--|---|---|
| <b>Frames</b>                                |   |   |
| <b>MTMTP1M</b><br><b>60020170</b>            | <b>Frame and plaque for 1-module MTM.</b><br>Black painted aluminium frame with cataphoresis finish ensures high resistance to corrosion and rust. Brushed anodised aluminium plaque.             |    |
| <b>MTMTP2M</b><br><b>60020180</b>            | <b>Frame and plaque for 2-module MTM.</b><br>Black painted aluminium frame with cataphoresis finish ensures high resistance to corrosion and rust. Brushed anodised aluminium plaque.             |    |
| <b>MTMTP3M</b><br><b>60020340</b>            | <b>Frame and plaque for 3-module MTM.</b><br>Black painted aluminium frame with cataphoresis finish ensures high resistance to corrosion and rust. Brushed anodised aluminium plaque.             |    |
| <b>MTMTP4M</b><br><b>60020350</b>            | <b>Frame and plaque for 4-module MTM.</b><br>Black painted aluminium frame with cataphoresis finish ensures high resistance to corrosion and rust. Brushed anodised aluminium plaque.             |    |
| <b>Accessories for recessed installation</b> |   |   |
| <b>MTMSI1M</b><br><b>60020150</b>            | <b>Recess-mounting box for 1-module MTM entry panels.</b><br>Plastic recess-mounting box with 2 cable gland joints for installing side by side and with pre-punched holes for passing the cables. |  |
| <b>MTMSI2M</b><br><b>60020160</b>            | <b>Recess-mounting box for 2-module MTM entry panels.</b><br>Plastic recess-mounting box with 2 cable gland joints for installing side by side and with pre-punched holes for passing the cables. |  |
| <b>MTMSI3M</b><br><b>60020320</b>            | <b>Recess-mounting box for 3-module MTM entry panels.</b><br>Plastic recess-mounting box with 2 cable gland joints for installing side by side and with pre-punched holes for passing the cables. |  |
| <b>MTMSI4M</b><br><b>60020330</b>            | <b>Recess-mounting box for 4-module MTM entry panels.</b><br>Plastic recess-mounting box with 2 cable gland joints for installing side by side and with pre-punched holes for passing the cables. |  |
| <b>MTMTI1M</b><br><b>60020490</b>            | <b>Rain flap for recess-mounting onto vertical, 1-module MTM entry panels.</b><br>Painted metal sheeting rain ledge.  |  |
| <b>MTMTI2M</b><br><b>60020500</b>            | <b>Rain flap for recess-mounting onto vertical, 2-module MTM entry panels.</b><br>Painted metal sheeting rain ledge.  |  |

# THE COMPLETE RANGE

| Code                                  | Description   |   |
|---------------------------------------|---|---|
| Accessories for recessed installation |   |   |
| <b>MTMTI3M</b><br><b>60020510</b>     | <b>Rain flap for recess-mounting onto vertical, 3-module MTM entry panels.</b><br>Painted metal sheeting rain ledge.          |    |
| <b>MTMTI4M</b><br><b>60020520</b>     | <b>Rain flap for recess-mounting onto vertical, 4-module MTM entry panels.</b><br>Painted metal sheeting rain ledge.          |    |
| <b>MTMTIIM2</b><br><b>60020530</b>    | <b>Rain flap for recess-mounting onto horizontal 2-module MTM entry panels.</b><br>Painted metal sheeting rain ledge.         |    |
| <b>MTMTIIM3</b><br><b>60020540</b>    | <b>Rain flap for recess-mounting onto horizontal 3-module MTM entry panels.</b><br>Painted metal sheeting rain ledge.         |    |
| <b>MTMTIIM4</b><br><b>60020550</b>    | <b>Rain flap for recess-mounting onto horizontal 4-module MTM entry panels.</b><br>Painted metal sheeting rain ledge.         |  |
| <b>MTMTI2M2</b><br><b>60020560</b>    | <b>Rain flap for recess-mounting onto 2 vertical and 2 horizontal MTM entry panels.</b><br>Painted metal sheeting rain ledge. |  |
| <b>MTMTI3M2</b><br><b>60020570</b>    | <b>Rain flap for recess-mounting onto 3 vertical and 2 horizontal MTM entry panels.</b><br>Painted metal sheeting rain ledge. |  |
| <b>MTMTI3M3</b><br><b>60020580</b>    | <b>Rain flap for recess-mounting onto 3 vertical and 3 horizontal MTM entry panels.</b><br>Painted metal sheeting rain ledge. |  |







## THE COMPLETE RANGE

| Code                                     | Description  |   |
|--|--|---|
| <b>Accessories for wall installation</b> |  |   |
| <b>MTMSP1M</b><br><b>60020190</b>        | <b>Box with rain flap for wall-mounting vertical 1-module MTM entry panels.</b><br>Wall-mounting box with metal sheeting rain ledge, with pre-punched holes for passing the cables and with wall-fastening screws.           |    |
| <b>MTMSP2M</b><br><b>60020200</b>        | <b>Box with rain flap for wall-mounting vertical 2-module MTM entry panels.</b><br>Wall-mounting box with metal sheeting rain ledge, with pre-punched holes for passing the cables and with wall-fastening screws.           |    |
| <b>MTMSP3M</b><br><b>60020360</b>        | <b>Box with rain flap for wall-mounting vertical 3-module MTM entry panels.</b><br>Wall-mounting box with metal sheeting rain ledge, with pre-punched holes for passing the cables and with wall-fastening screws.           |    |
| <b>MTMSP4M</b><br><b>60020370</b>        | <b>Box with rain flap for wall-mounting vertical 4-module MTM entry panels.</b><br>Wall-mounting box with metal sheeting rain ledge, with pre-punched holes for passing the cables and with wall-fastening screws.           |    |
| <b>MTMSP1M2</b><br><b>60020430</b>       | <b>Box with rain flap for wall-mounting horizontal 2-module MTM entry panels.</b><br>Wall-mounting box with metal sheeting rain ledge, with pre-punched holes for passing the cables and with wall-fastening screws.         |    |
| <b>MTMSP1M3</b><br><b>60020440</b>       | <b>Box with rain flap for wall-mounting horizontal 3-module MTM entry panels.</b><br>Wall-mounting box with metal sheeting rain ledge, with pre-punched holes for passing the cables and with wall-fastening screws.         |  |
| <b>MTMSP1M4</b><br><b>60020450</b>       | <b>Box with rain flap for wall-mounting horizontal 4-module MTM entry panels.</b><br>Wall-mounting box with metal sheeting rain ledge, with pre-punched holes for passing the cables and with wall-fastening screws.         |  |
| <b>MTMSP2M2</b><br><b>60020460</b>       | <b>Box with rain flap for wall-mounting 2 vertical and 2 horizontal MTM entry panels.</b><br>Wall-mounting box with metal sheeting rain ledge, with pre-punched holes for passing the cables and with wall-fastening screws. |  |
| <b>MTMSP3M2</b><br><b>60020470</b>       | <b>Box with rain flap for wall-mounting 2 vertical and 3 horizontal MTM entry panels.</b><br>Wall-mounting box with metal sheeting rain ledge, with pre-punched holes for passing the cables and with wall-fastening screws. |  |
| <b>MTMSP3M3</b><br><b>60020480</b>       | <b>Box with rain flap for wall-mounting 3 vertical and 3 horizontal MTM entry panels.</b><br>Wall-mounting box with metal sheeting rain ledge, with pre-punched holes for passing the cables and with wall-fastening screws. |  |

# THE COMPLETE RANGE







| Code                                      | Description   |   |
|---|---|---|
| <b>Adaptors for identification plates</b> |   |   |
| <b>MTMFA0PAM</b><br><b>60020780</b>       | <b>Blind audio adapter</b><br>Mechanical adapter for other front plates (2 mm thick), polycarbonate brace. To be completed with corresponding electronic intercom module.   |    |
| <b>MTMFA1PAM</b><br><b>60020790</b>       | <b>Single button audio adapter</b><br>Mechanical adapter for other front plates (2 mm thick), polycarbonate brace with call button and name tag size 42x10 mm. To be completed with corresponding electronic intercom module.           |    |
| <b>MTMFA2PAM</b><br><b>60020800</b>       | <b>Double button audio adapter</b><br>Mechanical adapter for other front plates (2 mm thick), polycarbonate brace with 2 call buttons and name tag size 42x10 mm. To be completed with corresponding electronic intercom module.        |    |
| <b>MTMFAL0PAM</b><br><b>60020810</b>      | <b>Lite blind audio adapter</b><br>Mechanical adapter for other front plates (2 mm thick), polycarbonate brace. Finish off with the MTMAL/01 lite intercom electronic module.   |    |
| <b>MTMFAL1PAM</b><br><b>60020820</b>      | <b>Lite single button audio adapter</b><br>Mechanical adapter for other front plates (2 mm thick), polycarbonate brace with call button and name tag size 42x10 mm. To finish off with the MTMAL/01 lite intercom electronic module.    |  |
| <b>MTMFAL2PAM</b><br><b>60020830</b>      | <b>Lite double button audio adapter</b><br>Mechanical adapter for other front plates (2 mm thick), polycarbonate brace with 2 call buttons and name tag size 42x10 mm. To finish off with the MTMAL/01 lite intercom electronic module. |  |
| <b>MTMF2PAM</b><br><b>60020840</b>        | <b>2 button adapter</b><br>Mechanical adapter for other front plates (2 mm thick), polycarbonate brace with 2 call buttons and name tags size 42x10 mm. To finish off with the corresponding MTM8C or MTM8C/200 electronic call module. |  |
| <b>MTMF3PAM</b><br><b>60020850</b>        | <b>3 button adapter</b><br>Mechanical adapter for other front plates (2 mm thick), polycarbonate brace with 3 call buttons and name tags size 42x10 mm. To finish off with the corresponding MTM8C or MTM8C/200 electronic call module. |  |

# THE COMPLETE RANGE











| Code                                      | Description   |   |
|---|---|---|
| <b>Adaptors for identification plates</b> |   |   |
| <b>MTMF4PAM</b><br><b>60020860</b>        | <b>4 button adapter</b><br>Mechanical adapter for other front plates (2 mm thick), polycarbonate brace with 4 call buttons and name tags size 42x10 mm. To finish off with the corresponding MTM8C or MTM8C/200 electronic call module. |    |
| <b>MTMF8PAM</b><br><b>60020870</b>        | <b>8 button adapter</b><br>Mechanical adapter for other front plates (2 mm thick), polycarbonate brace with 8 call buttons and name tags size 42x10 mm. To finish off with the corresponding MTM8C or MTM8C/200 electronic call module. |    |
| <b>MTMFKBAM</b><br><b>60020880</b>        | <b>Digital call keypad adapter</b><br>Mechanical adapter for other front plates (2 mm thick), polycarbonate brace, alpha-numeric keypad with 12 call buttons for digital calls. To finish off with the MTMKB electronic module.         |    |
| <b>MTMFDYAM</b><br><b>60020890</b>        | <b>Display adapter</b><br>Mechanical adapter for other front plates (2 mm thick), polycarbonate brace, with 3 keys for menu browsing. To finish off with the MTMDY module.  |    |
| <b>MTMFRFIDAM</b><br><b>60020900</b>      | <b>RFID-INFO adapter</b><br>Mechanical adapter for other front plates (2 mm thick), polycarbonate brace, with RFID or INFO interchangeable tag. To finish off with the MTMRFID or MTMMI module.   |  |
| <b>MTMFNAAM</b><br><b>60020940</b>        | <b>Access control keypad adapter</b><br>Mechanical adapter for other front plates (2 mm thick), polycarbonate brace, with 12-key keypad for access control. To finish off with the MTMKB electronic module.                             |  |











# THE COMPLETE RANGE

| Code                                 | Description  |   |
|--------------------------------------|--|---|
| VR audio front                       |  |   |
| <b>MTMFA0PVR</b><br><b>60020600</b>  | <b>Anti-vandalism blind entry phone front in painted Zamak alloy.</b><br>Complete with support in polycarbonate, it is furnished with pictographs for indication of the system status. To be combined with an entry phone module. IK09 grade impact protection.  |    |
| <b>MTMFA1PVR</b><br><b>60020610</b>  | <b>1-button entry phone front in painted Zamak alloy.</b><br>Complete with support in polycarbonate, it is furnished with pictographs for indication of the system status and 1 button with 42x10 mm name card holder. To be combined with an entry phone module. IK09 grade impact protection.              |    |
| <b>MTMFA2PVR</b><br><b>60020620</b>  | <b>2-button entry phone front in painted Zamak alloy.</b><br>Complete with support in polycarbonate, it is furnished with pictographs for indication of the system status and 2 buttons in two rows with 42x10 mm name card holder. To be combined with an entry phone module. IK09 grade impact protection. |    |
| <b>MTMFAL0PVR</b><br><b>60020630</b> | <b>Blind entry phone lite front in painted Zamak alloy.</b><br>Complete with support in polycarbonate. To be combined with the entry phone lite module (MTMAL/01). IK09 grade impact protection.   |    |
| <b>MTMFAL1PVR</b><br><b>60020640</b> | <b>1-button entry phone lite front in painted Zamak alloy.</b><br>Complete with support in polycarbonate, it is equipped with 1 button and 42x10 mm name card holder. To be combined with the entry phone lite module (MTMAL/01). IK09 grade impact protection.  |   |
| <b>MTMFAL2PVR</b><br><b>60020650</b> | <b>2-button entry phone lite front in painted Zamak alloy.</b><br>Complete with support in polycarbonate, it is equipped with 2 buttons in two rows with 42x10 mm name card holder. To be combined with the entry phone lite module (MTMAL/01). IK09 grade impact protection.                                |  |





# THE COMPLETE RANGE

| Code   | Description  |   |
|--|--|---|
| VR front panels for call modules                 |  |   |
| <b>MTMF2PVR</b><br><b>60020660</b>               | <b>2-button call module front in painted Zamak alloy.</b><br>Complete with support in polycarbonate and 2 buttons in a single row with 42x10 mm name card holder. To be combined with a calls module (MTM8C or MTM8C/200). IK09 grade impact protection. |    |
| <b>MTMF3PVR</b><br><b>60020670</b>               | <b>3-button call module front in painted Zamak alloy.</b><br>Complete with support in polycarbonate and 3 buttons in a single row with 42x10 mm name card holder. To be combined with a calls module (MTM8C or MTM8C/200). IK09 grade impact protection. |    |
| <b>MTMF4PVR</b><br><b>60020680</b>               | <b>4-button call module front in painted Zamak alloy.</b><br>Complete with support in polycarbonate and 4 buttons in a single row with 42x10 mm name card holder. To be combined with a calls module (MTM8C or MTM8C/200). IK09 grade impact protection. |    |
| <b>MTMF8PVR</b><br><b>60020690</b>               | <b>8-button call module front in painted Zamak alloy.</b><br>Complete with support in polycarbonate and 8 buttons in two rows with 42x10 mm name card holder. To be combined with a calls module (MTM8C or MTM8C/200). IK09 grade impact protection.     |    |
| VR front panels for electronic expansion modules |  |   |
| <b>MTMFKBVR</b><br><b>60020700</b>               | <b>Keyboard module front in painted Zamak alloy.</b><br>Complete with support in polycarbonate. To be combined with a MTMKB module. IK09 grade impact protection.  |  |
| <b>MTMFDYVR</b><br><b>60020710</b>               | <b>Display module front in painted Zamak alloy.</b><br>Complete with support in polycarbonate. To be combined with a MTMDY module. IK09 grade impact protection.   |  |
| <b>MTMMCVR</b><br><b>60020730</b>                | <b>Blind module complete with VR front.</b><br>Module with body in technopolymer. Complete with blind front in painted Zamak alloy. IK09 grade impact protection.  |  |
| <b>MTMFRFIDVR</b><br><b>60020720</b>             | <b>RFID – information module front in painted Zamak alloy.</b><br>Complete with support in polycarbonate. To be combined with a MTMRFID or MTMMI module. IK09 grade impact protection and IP54 grade water and dust protection.                          |  |
| <b>MTMFNAVR</b><br><b>60020930</b>               | <b>Access control keyboard module front in painted Zamak alloy.</b><br>Complete with support in polycarbonate. To be combined with a MTMNA module. IK09 grade impact protection.   |  |
| <b>MTMBFVR</b><br><b>60020950</b>                | <b>Hard of hearing and voice synthesis front module in painted Zamak alloy.</b><br>Complete with polycarbonate bracket. To be combined with an MTMBFVS module. IK09 impact protection rating.  |  |

# THE COMPLETE RANGE

| Code                                   | Description  |   |
|--|--|---|
| VR frames                              |  |   |
| <b>MTMTP1MVR</b><br><b>60020740</b>    | <b>Frame and plate for 1 module MTM VR.</b><br>Aluminium frame with cataphoresis and black paint finish to ensure high levels of resistance to corrosion and rust. Plate in painted Zamak alloy furnished with special anti-burglary screws. |    |
| <b>MTMTP2MVR</b><br><b>60020750</b>    | <b>Frame and plate for 2-module MTM VR.</b><br>Aluminium frame with cataphoresis and black paint finish to ensure high levels of resistance to corrosion and rust. Plate in painted Zamak alloy furnished with special anti-burglary screws. |    |
| <b>MTMTP3MVR</b><br><b>60020760</b>    | <b>Frame and plate for 3-module MTM VR.</b><br>Aluminium frame with cataphoresis and black paint finish to ensure high levels of resistance to corrosion and rust. Plate in painted Zamak alloy furnished with special anti-burglary screws. |    |
| <b>MTMTP4MVR</b><br><b>60020770</b>    | <b>Frame and plate for 4-module MTM VR.</b><br>Aluminium frame with cataphoresis and black paint finish to ensure high levels of resistance to corrosion and rust. Plate in painted Zamak alloy furnished with special anti-burglary screws. |    |
| Recess-mounting accessories            |  |   |
| <b>MTMTI1M VR</b><br><b>840XC-0200</b> | <b>Rain cover for recess-mounting onto vertical, 1-module MTM entry panels, VR finish.</b><br>Rain cover made of steel sheet with double layer painting.   |  |
| <b>MTMTI2M VR</b><br><b>840XC-0210</b> | <b>Rain cover for recess-mounting onto vertical, 2-module MTM entry panels, VR finish.</b><br>Rain cover made of steel sheet with double layer painting.   |  |
| <b>MTMTI3M VR</b><br><b>840XC-0220</b> | <b>Rain cover for recess-mounting onto vertical, 3-module MTM entry panels, VR finish.</b><br>Rain cover made of steel sheet with double layer painting.   |  |
| <b>MTMTI4M VR</b><br><b>840XC-0230</b> | <b>Rain cover for recess-mounting onto vertical, 4-module MTM entry panels, VR finish.</b><br>Rain cover made of steel sheet with double layer painting.   |  |

## THE COMPLETE RANGE

| Code                                   | Description  |   |
|--|--|---|
| Wall-hung accessories                  |  |   |
| <b>MTMSP1M VR</b><br><b>840XC-0160</b> | <b>Box with rain cover for wall mounting of vertical 1-module MTM entry panels, VR finish.</b><br>Wall-mounting box with steel sheet rain cover featured by double-layer painting, holes for passing the cables and other holes for the wall-fastening screws. |  |
| <b>MTMSP2M VR</b><br><b>840XC-0170</b> | <b>Box with rain cover for wall mounting of vertical 2-module MTM entry panels, VR finish.</b><br>Wall-mounting box with steel sheet rain cover featured by double-layer painting, holes for passing the cables and other holes for the wall-fastening screws. |  |
| <b>MTMSP3M VR</b><br><b>840XC-0180</b> | <b>Box with rain cover for wall mounting of vertical 3-module MTM entry panels, VR finish.</b><br>Wall-mounting box with steel sheet rain cover featured by double-layer painting, holes for passing the cables and other holes for the wall-fastening screws. |  |
| <b>MTMSP4M VR</b><br><b>840XC-0190</b> | <b>Box with rain cover for wall mounting of vertical 4-module MTM entry panels, VR finish.</b><br>Wall-mounting box with steel sheet rain cover featured by double-layer painting, holes for passing the cables and other holes for the wall-fastening screws. |  |







# SOLUTIONS FOR RECEPTIONS AND CONCIERGES

94 MITHO SB  
96 XIP PORTER

# MITHO SB

Touch-screen porter switchboard



4.3"  
display



Handsfree  
audio



Handset

MITHO is the handset and hands-free porter switchboard with steel desk stand, which allows to detect incoming calls and then transfer them to users.

The 4.3" LCD touch screen monitor with stylus for navigation allows you to zoom in on the conversation image in addition to adjusting the brightness of the image.

It includes all porter functions such as sending callback notifications to extensions, lists of received and missed calls, as

In turn, the internal receivers can call the switchboard through the dedicated button.

## MAIN FUNCTIONS

- Equipped with hands-free and handset
- Video answering service
- Callback notification sending to extensions
- Management of alarm and panic messages from the extensions
- Wake-up and timer function for setting the intercept time bands
- Local power supply (14÷24 V DC o 12÷16 V AC).

For the configuration of the plant it is necessary to use the PCS/XiP software that allows to load the list of all the users connected to the system.



VAS/100MH

XDV/304

## MITHO SB NF

### 62940020



#### PLUS

- Hands-free and handset audio
- 4.3" touch-screen display with browser pen
- Image zooming during conversation
- Screen contrast and brightness adjustment
- Program melodies depending on the type of call



#### TECHNICAL CHARACTERISTICS

| MODELS                     | MITHO SB NF       |
|----------------------------|-------------------|
| Dimensions (mm)            | 203 x 108 x 31    |
| Power supply by BUS (V)    | 14 ÷ 24 DC        |
| Absorption by BUS (mA)     | 310               |
| Local power supply (V)     | 12 ÷ 16 AC        |
| Local absorption (mA)      | 750               |
| Operating temperature (°C) | +5 ÷ +40          |
| Protection rating (IP)     | 30                |
| Video standard             | PAL/NTSC          |
| Display                    | 4.3" touch screen |
| Colour                     | Black             |



The ETI/SER XIP server needs to be installed to create a porter switchboard.

The porter switchboard can also be managed using a PC equipped with Intercom View software, a platform developed for residential compounds, even large ones.

It includes all porter functions such as intercepting and forwarding incoming calls, lists of received and missed calls, as well as handling alarm and panic messages from receivers.

It allows displaying the system devices with their status icon (free, busy, etc.), as well as advanced functions such as:

- **FAVORITES:** list of the most frequently called devices.
- **SYSTEM:** list that includes all the devices in the system.
- **DOOR ENTRY PANELS AND CAMERAS:** structure with all the door entry panels and cameras in the system.
- **SEARCH:** for quick device selection.
- **AUXILIARY CONTROLS.**

## MAIN FEATURES

- Control of two communication channels, with the possible expansion up to five
- Lights switch on or various activations
- Self-connection of entry panels and monitoring of video surveillance system cameras
- Sending of callback notifications to compatible X1 receivers
- Sending of text message to compatible IP360 indoor receivers
- Entry panel calls interception
- Call transfer from the entry panel to the user







## TRAINING

# INVESTING IN YOUR STAFF. BUILDING YOUR BUSINESS.


Visit [www.camebpttraining.com](http://www.camebpttraining.com) to book yourself or a member of your team on one of our industry leading professional training courses

Visit [camebpttraining.com](http://camebpttraining.com)

**CAME** 





**CAME**  **Made in Italy**  
**BPT**

61404810

**A/200N**

In 230VAC 50/60Hz 34VA

Out 11VDC 150mA

Out 14VAC 650mA

A ~ ~


B 5-21

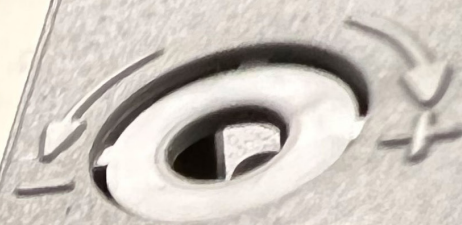
B 16-23

PROT. A PTC - PROTECT BY PTC



**CE**

 L1800NNS  
S0002B2H5  
LOT TRACE



BM12

# SYSTEM DEVICES

# SYSTEM DEVICES

Code Description

## Power supply units for X1 systems

**VA/01**  
**62700030**

**18 V DC - 1100 mA power supply unit for Z1 video entry phone systems.**  
Plastic casing for installing on switchboards (EN50022) and size 12 low DIN modules. Control board for managing 18 V DC - 1100 mA max., video intercom entry panels and for managing the main 20 V DC - 800 mA max., video intercom. It has electronic, overload or short circuit protection. Equipped with terminals for managing the main bus line and terminals for connecting, over bus line, 3 video intercom entry panels. Built-in intercom selector. Open collector outputs for auxiliary functions (AUX1 and AUX2). Manual or PC programming via MINI USB connector. Entry jumper for programming the access control devices. 230 V AC 50/60 Hz supply from the power grid. IP30 water and dust protection rating.



**A/01**  
**61400010**

**Power supply for X1 18 V DC - 1100 mA intercom systems.**  
Plastic casing for installing on switchboards (EN50022) and size 12 low DIN modules. Control board for managing entry panels (18 V DC - 1100 mA max) and for managing the main intercom (20 V DC - 800 mA max) with electronic overload or short-circuit protection. With terminals for managing the main bus and terminals connecting the bus line for 3 intercom entry panels. Built-in intercom selector. Open collector outputs for auxiliary functions (AUX1 and AUX2). Manual or PC programming via MINI USB connector. Entry jumper for programming the access control devices. Use this power supply unit only with intercom systems. 230 V AC 50/60 Hz supply from the power grid. IP30 water and dust protection rating.



## Power supply unit for 200 systems

**A/200R**  
**61404600**

**Main intercom power supply, 230V, 15VA.**  
Plastic casing for installing in EN50022 control panels and size 4 low DIN modules. Equipped with 2 two-tone call notes for two entry panels (or for additional call, e.g. from the landing) and power supply/control for electric lock (12 V AC, 1 A) by means of a relay inside the device driven by a timer. Equipped with a transformer whose power guarantees the power supply to the entry panel, it is electronically protected against overloads or short circuits. 230 V AC 50/60 Hz supply from the power grid. IP30 water and dust protection rating.



**A/200N**  
**61404810**

**Main intercom power supply, 230V, 15VA.**  
Plastic casing for installing in EN50022 control panels and size 4 low DIN modules. Equipped with 2 two-tone call notes for two entry panels (or for additional call, e.g. from the landing) and power supply/control for electric lock (12 V AC, 1 A) by means of a relay inside the device driven by a timer. Equipped with a transformer whose power guarantees the power supply to the entry panel, it is electronically protected against overloads or short circuits. 230 V AC 50/60 Hz supply from the power grid. IP30 water and dust protection rating.



## Power drivers for XIP systems

**VA/08**  
**62700020**

**Power drivers for 18 V DC - 1100 mA XIP video intercom systems.**  
Plastic casing for installing in EN50022 control panels and size 12 low DIN modules. Control board for controlling 18 V DC - 1100 mA max. entry panels, and for controlling 20 V DC - 800 mA max. main video intercom, with electronic overload and short-circuit protection. Equipped with terminals for managing the main bus line and terminals for connecting audio/video/bus, for 4 entry panels. Open collector outputs for auxiliary functions (AUX1 and AUX2). Serial connector for connecting to the ETI/XIP gateway. Manual or PC programming via MINI USB connector. Entry jumper for programming the access control devices. 230 V AC 50/60 Hz supply from the power grid. IP30 water and dust protection rating.



## Repeaters

**XAS/301.01**  
**62704701**

**Power supply/repeater for 20 V DC - 800 mA audio, video and data signals.**  
Plastic container for installing in EN50022 electrical panels, and eight-DIN low modules. Control board for directly supplying 20 V DC - 800 mA max. indoor receivers, with electronic overload and short-circuit protection. Equipped with terminals for IN/OUT connection from the riser column, 7 switches for signal compensation according to distances, 1 switch to allow the firmware update of the device to be carried out through the MINI USB connector and 1 button for resetting the device. Equipped with potentiometers for compensating audio volumes to and from the indoor receiver. 2 LEDs for checking the connection and data transfer. 230 V AC 50/60 Hz supply from the power grid. IP30 water and dust protection rating.





# SYSTEM DEVICES

Code Description

## Additional power drivers

**VAS/101**  
**62700011**

### 18 V DC - 1000 mA additional power-supply unit.

Plastic casing for installing in EN50022 electrical panels, and four-DIN low modules. Full control board for powering, 18 V DC - 1000 mA max., entry panels and indoor receivers, protected from overloads or short circuits. 230 V AC 50/60 Hz supply from the power grid. IP30 water and dust protection rating.



**VAS/100MH**  
**67000701**

### 18 V DC - 350 mA additional power-supply unit.

Plastic casing for installing in EN50022 control panels and size 3 low DIN modules. Complete control board for power supply (18 V DC - 350 mA max) receivers, with electronic overload and short-circuit protection. 230 V AC 50/60 Hz supply from the power grid. IP30 water and dust protection rating.



**VAS/100.30**  
**62703310**

### Supplementary 17.5 V DC - 1700 mA power supply unit.

Plastic container for installing in EN50022 electrical panels, and eight-DIN low modules. Full control board for powering, 17.5 V DC - 1700 mA max., entry panels and indoor receivers, protected from overloads and short circuits. 230 V AC 50/60 Hz supply from the power grid. IP30 water and dust protection rating.



## X1 video distributors

**XDV/304**  
**62821300**

### 4-output video distributor for signal distribution.

Miniaturised container for installation in junction boxes or electrical panels (EN50022) and size 1 low DIN module. Furnished with 4 video output to internal branches and 4 terminals for IN/OUT connection from the riser. Each output (excluding the first) has 1 jumper for closing the line impedance. Does not require power supply. IP30 water and dust protection rating.



**XDV/304A**  
**62825800**

### 4-output amplified video distributor for signal distribution.

Plastic container for installation in electrical panels (EN50022) and size 6 low DIN modules. Furnished with 4 video output to internal branches, 3 power outputs (14-18 V DC) and 4 terminals for IN/OUT connection from the riser. Each output has 1 jumper for closing the line impedance. Requires 14-18 V DC - 60 mA max. power supply IP30 water and dust protection rating.



## X1 video distributors

**XDV/303**  
**62822600**

### Balanced signal distributor to distribute or concentrate video transmission lines on XIP systems.

Plastic container for installation in electrical panels (EN50022) and size 8 low DIN modules. It is furnished with 4 inputs/outputs that can be configured using jumpers. Furnished with 3 switches for the video signal compensation and another 3 switches for choosing the system configuration. Requires 14-18 V DC - 300mA max. Power supply IP30 water and dust protection rating.



## Selectors for intercoms

**VSE/301.01**  
**62747401**

### Intercom selector for X1 systems.

Plastic container for installation in electrical panels (EN50022) and size 6 low DIN modules. It enables the creation of a group of internal intercom branches maintaining the connection with the main riser and is able to provide power on the bus to the internal branches (20 V DC - 800 mA max). Furnished with 4 terminals for IN/OUT connection of the rise and 1 button to enter programming and to reset the data in the memory. 230 V AC 50/60 Hz power supply from electrical grid. IP30 water and dust protection rating.



## Video selectors for X1 systems

**VSC/01**  
**62740060**

### CCTV analogue cameras cyclical connector for X1 systems.

Miniaturized container for installation in junction boxes or electric panels (EN50022) and size 1 low DIN module. Furnished with 4 inputs for video signals from 4 standard cameras (CCIR/EIA or PAL/NTSC) and 3 dip-switches for programming the number of connected cameras. Furnished with 4 LEDs for the indication of connected cameras and 1 LED for checking the programming status. Requires 12-18 V DC - 100 mA max. power supply.



# SYSTEM DEVICES

Code

Description

## Video selectors for XIP systems

### VSC/08

62740020

#### CCTV analogue cameras cyclical connector for X1 systems.

Miniaturized container for installation in junction boxes or electric panels (EN50022) and size 1 low DIN module. Furnished with 4 inputs for video signals from 4 standard cameras (CCIR/EIA or PAL/NTSC), 2 dip-switches for programming the number of connected cameras and 3 dip-switches for line impedance management. Furnished with 4 LEDs for the indication of connected cameras, 1 LED for checking the programming status and 1 LED to indicate data transmission. Requires 12-18 V DC – 90 mA max. external power supply.



## Video amplifiers

### XDV/300A

62822000

#### Video signal amplifier.

Miniaturized container for installation in junction boxes or electric panels (EN50022) and size 1 low DIN module. Furnished with IN/OUT terminals for video signal and 2 switches for signal compensation based on the connection mode. To be used on the main riser after 10 XDV/304 or on a branch of an XDV/304 for the connection of additional video distributors in cascade. Does not require power supply.



### XDV/304A

62825800

#### 4-output amplified video distributor for signal distribution.

Plastic container for installation in electrical panels (EN50022) and size 6 low DIN modules. Furnished with 4 video output to internal branches, 3 power outputs (14-18 V DC) and 4 terminals for IN/OUT connection from the riser. Each output has 1 jumper for closing the line impedance. Requires 14-18 V DC - 60 mA max. power supply IP30 water and dust protection rating.



## Repeaters

### RIR/08

62800330

#### Data line repeater for XIP system.

Miniaturized container for installation in junction boxes or electric panels (EN50022) and size 1 low DIN module. Furnished with 4 dip-switches for line impedance management. Requires 12-18 V DC – 65 mA max. power supply.



## Relay unit

### VLS/101M

62800580

#### Relay unit for auxiliary services.

Servo-relay for auxiliary services such as staircase lighting, sirens, openings etc. made in miniaturized container for installation in electrical panels (EN50022) and size 1 low DIN module. The relay is fitted with pulse-type switching contacts (breaking power 5 A resistive – 2 A inductive, max. voltage 250 V AC) and can be controlled in direct or alternating current from 10 V to 24 V, or by low-level electrical signals from the system. Requires 10-24 V DC – 40 mA max. power supply



### VLS/300

62825400

#### 2-relay unit for auxiliary services.

Servo-relay for auxiliary services such as staircase lighting, sirens, openings etc. made in plastic containers for installation in electrical panels (EN50022) and size 4 low DIN module. The unit has 2 relays with switching contact with a breaking power of 2 A resistive (1 A inductive) and max. voltage 250 V AC. The 2 relays are by default associated with the door open commands and AUX 2. It is furnished with 6 dip-switches for programming the device, 1 potentiometer for the adjustment of the activation time of relay 1 (door open) and 1 LED indicating the data reception status from the bus line. Requires 12-14 V AC or 14-18 DC – 50 mA max. power supply IP30 water and dust protection rating.



### VLS/2

62800470

#### 2-relay unit for auxiliary services.

Servo-relay for auxiliary services such as staircase lighting, sirens, openings etc. made in miniaturized container for installation in electrical panels (EN50022) and size 1 low DIN module. The unit has 2 relays with switching contact with a breaking power of 5 A resistive (2 A inductive) and max. voltage 250 V AC. The 2 relays are by default associated with the door open commands and AUX 2. It is furnished with 8 dip-switches for programming (manually or from the PC) the device, 1 potentiometer for the adjustment of the activation time of relay 1 (door open) and 1 LED to check the programming and data transmission status. It does not require power supply.





# SYSTEM DEVICES

Code Description

## Relay units for XIP systems

### VLS/3

62800290

#### 3-relay unit for auxiliary services for XIP system.

Servo-relay for auxiliary services such as staircase lighting, sirens, openings etc. made in miniaturized container for installation in electrical panels (EN50022) and size 4 low DIN module. The unit has 3 relays with switching contact with a breaking power of 10 A resistive (2 A inductive) and max. voltage 250 V AC. The 3 relays are associated by default with the door open commands and AUX2, 5 LEDs for checking the operating status, the programming and data transmission status. Programming from PC. It requires 11-18 V DC – 200 mA max. power supply.



## Cables

### VCM/1D

62828000

#### Package with 100 m twisted pair cable with 1 mm<sup>2</sup> cross-section, CPR Eca class.

Cable with insulating external PVC sheath with 7 mm, yellow colour RAL 1021. Wires winding 10 coils/m. Tinned copper wires in white colour RAL 9001 and blue RAL 5015. Nominal impedance 100 ohm (f=1 MHz), capacity 50 pF (at 20° C). Minimum cable curvature radius of 80 mm. It complies with latest edition of CEI 46-6 regulations.



### VCM/1D/500

62828100

#### Package with 500 m double-twisted cable with 1 mm<sup>2</sup> cross-section, CPR Eca class.

Cable with insulating external PVC sheath with 7 mm, yellow colour RAL 1021. Wires winding 10 coils/m. Tinned copper wires in white colour RAL 9001 and blue RAL 5015. Nominal impedance 100 ohm (f=1 MHz), capacity 50 pF (at 20° C). Minimum cable curvature radius of 80 mm. It complies with latest edition of CEI 46-6 regulations.



### VCM/2D

62823300

#### Package with 100 m double-twisted cable with 1 mm<sup>2</sup> cross-section and 2 wires with 1 mm<sup>2</sup> cross-section, CPR Eca class.

Cable with external insulating PVC sheath with 8 mm diameter, yellow colour RAL 1021. Twisted pair with helix stranding at 70 mm steps. Tinned copper wires. White/blue and blue for twisted pair, red and green for power wires. Twisted pair nominal impedance 100 ohm (f=1 MHz), capacity 50 pF (at 20° C). Minimum cable curvature radius of 80 mm. It complies with the latest edition of the CEI 46-6 regulations, latest edition of CEI 20-11, CEI 20-37 regulations.



### VCM/2D/500

62823400

#### Package with 500 m double-twisted cable with 0.28 mm<sup>2</sup> cross-section and 2 wires with 1 mm<sup>2</sup> cross-section, CPR Eca class.

Cable with external insulating PVC sheath with 8 mm diameter, yellow colour RAL 1021. Twisted pair with helix stranding at 70 mm steps. Tinned copper wires. White/blue and blue for twisted pair, red and green for power wires. Twisted pair nominal impedance 100 ohm (f=1 MHz), capacity 50 pF (at 20° C). Minimum cable curvature radius of 80 mm. It complies with the latest edition of the CEI 46-6 regulations, latest edition of CEI 20-11, CEI 20-37 regulations.



### VCM/4D

62823600

#### Package with 150 m of cable with 3 twisted pairs with 0.28 mm<sup>2</sup> cross-section and 2 wires with 1.5 mm<sup>2</sup> cross-section, CPR Eca class.

Cable with external insulating PVC sheath with 11 mm diameter, yellow colour RAL 1021. Twisted pair with helix stranding at 70 mm steps. Tinned copper wires. Twisted pair colours in blue/blue-white, brown/brown-white, orange/orange-white and red and green for power wires. Twisted pair nominal impedance 100 ohm (f=1 MHz), capacity 50 pF (at 20° C). Minimum cable curvature radius of 150 mm. It complies with the latest edition of the CEI 46-6 regulations/latest edition of CEI 20-11/CEI 20-37.



### VCM/4D/500

62823700

#### Package with 500 m of cable with 3 twisted pairs with 0.28 mm<sup>2</sup> cross-section and 2 wires with 1.5 mm<sup>2</sup> cross-section, CPR Eca class.

Cable with external insulating PVC sheath with 11 mm diameter, yellow colour RAL 1021. Twisted pair with helix stranding at 70 mm steps. Tinned copper wires. Twisted pair colours in blue/blue-white, brown/brown-white, orange/orange-white and red and green for power wires. Twisted pair nominal impedance 100 ohm (f=1 MHz), capacity 50 pF (at 20° C). Minimum cable curvature radius of 150 mm. It complies with the latest edition of the CEI 46-6 regulations/latest edition of CEI 20-11/CEI 20-37.



# SYSTEM DEVICES

| Code                                 | Description  |   |
|--------------------------------------|--|---|
| Software                             |  |   |
| <b>PCS/XIP</b><br><b>62800310</b>    | <b>Programming software for X1, XIP and IP360 system.</b><br>Software compatible with the operating systems Microsoft Windows 7, Windows 8.1 or Windows 10 or higher. Includes USB cable (4 m), 2 GB PEN DRIVE and instruction manual. System requirements: Intel® Core 2 processor or AMD Athlon®; 1.5 GHz or higher, 2 GB of RAM, minimum hard disk space 40 MB.   |  |
| Porter switchboard licences          |  |   |
| <b>PCS/PORTER</b><br><b>62800320</b> | <b>Porter switchboard licences.</b><br>Required for the activation of 1 porter station on PC. To be used with the XIP/PORTER software. The software, compatible with all the PCs furnished with the Windows operating system, enables the total supervision of the video entry phone system, including for large residential complexes. On the main screen, the devices are displayed with different views to aid searches: complete system, favourites, plates and cameras. The status of each device is easily identifiable by means of coloured icons (free, busy etc...). It enables the interception of calls from external units, forwarding to the internal units, door opening or turning lights on or various activations, the monitoring of the video surveillance system. |   |
| Soft Receiver Licenses               |  |   |
| <b>LIC/SR001</b><br><b>62880050</b>  | <b>Packet with single licence for 1 PC station.</b><br>Enables the use of the Soft Receiver software.  |   |
| <b>LIC/SR010</b><br><b>62880060</b>  | <b>Packet with licences for 10 PC stations.</b><br>Enables the use of the Soft Receiver software.  |   |
| <b>LIC/SR050</b><br><b>62880070</b>  | <b>Packet with licences for 50 PC stations.</b><br>Enables the use of the Soft Receiver software.  |   |
| <b>LIC/SR100</b><br><b>62880080</b>  | <b>Packet with licences for 100 PC stations.</b><br>Enables the use of the Soft Receiver software.   |   |
| Licenses for third-party devices     |  |   |
| <b>LIC/GST001</b><br><b>62880010</b> | <b>License for 1 third-party device.</b><br>Enables the interfacing of the device with the XIP or IP360 system.  |   |
| <b>LIC/GST010</b><br><b>62880020</b> | <b>Packet with licences for 10 third-party devices.</b><br>It allows interfacing devices to XIP or IP360 systems.  |   |
| <b>LIC/GST050</b><br><b>62880030</b> | <b>Packet with licences for 50 third-party devices.</b><br>It allows interfacing devices to XIP or IP360 systems.  |   |
| <b>LIC/GST100</b><br><b>62880040</b> | <b>Packet with licences for 100 third-party devices.</b><br>It allows interfacing devices to XIP or IP360 systems.   |   |

# SYSTEM DEVICES

Code Description

## Licenses for mobile devices

**LIC/APP001**  
**62880090** **License for 1 mobile device.**  
It allows using the video-intercom App on iOS and Android devices.


**LIC/APP010**  
**62880100** **Packet with licences for 10 stations.**  
It allows using the video-intercom App on iOS and Android devices.

**LIC/APP050**  
**62880110** **Packet with licences for 50 stations.**  
It allows using the video-intercom App on iOS and Android devices.

**LIC/APP100**  
**62880120** **Packet with licences for 100 stations.**  
It allows using the video-intercom App on iOS and Android devices.

## Server

**ETI/SER XIP V3**  
**62740121** **Server for XIP system and IP360.**  
Metal container with heat sink. It centralizes all the system's video entry phone functions, the management of the porter service and the access control functions. It enables the use of porter software, branches on PC Soft-Receiver, video entry phone App and third-party devices. It is furnished with 1 RJ45 port for Ethernet 10/100/1000 BaseT networks, with 2 USB 3.0 ports for maintenance operations. The server includes 1 licence that can be used for Porter or Soft-Receiver. Supports the SIP protocol and manages up to 18 simultaneous A/V communications. 12 V DC power supply/transformer included.



**ETI/MINISER XIP**  
**62740110** **Mini-server for XIP system and IP360.**  
Plastic container for installation in electrical panels (EN50022) and size 6 low DIN modules. It centralises all the system's video entry phone functions and the access control functions. It enables the use of video entry phone Apps and third-party devices (6 configurable licences already included). It is equipped with 2 RJ45 ports for Ethernet 10/100 Mb networks, which can be configured in "switch" or "dual-network" modes (enables the separation between the condominium's LAN and the apartment's LAN) and 1 USB port for exporting events logs. Supports the SIP protocol and manages up to 10 simultaneous A/V communications. Requires 12-24 V DC – 285 mA max. power supply IP30 water and dust protection rating.



# SYSTEM DEVICES

Code Description

## Network interfaces

**ETI/XIP**  
**62740030**

### LAN network interface for XIP system.

Plastic container for installation in electrical panels (EN50022) and size 8 low DIN modules. It enables the creation of video entry phone systems by means of the Ethernet network and enables the management of the access control functions. It is furnished with one rapid connector for VA/08 power units, 2 RJ45 ports in "switch" configuration for Ethernet 10/100 Mb networks and terminals for the direct connection of a external XIP unit. Availability of 3 programmable inputs, 1 mini USB port for device firmware updating and 3 LEDs for the indication of the status of the system and the communications. The gateway supports the XIP and SIP protocols and manages up to 2 simultaneous A/V communications. Requires 14-18 V DC – 390 mA max. power supply IP30 water and dust protection rating.



## Access control interfaces

**GCR/08**  
**62740130**

### Access control keypad - video entry phone bus interface for XIP systems.

Miniaturized container for the installation on DIN rail (EN50022) on wall or in a tin box and size 1 low DIN module. It enables the connection of the keypad with proximity reader for the access control (ACMR-VR/08 and ACMR-P/08) to the XIP video entry phone system. Each interface manages a maximum of 4 keypads. Furnished with 4 dip-switches for line impedance management. Programming from PC. Requires 12-18 V DC – 70mA – mA max. power supply.



## Standalone access control keypad

**ACMR-VR**  
**61800690**

### Numerical keypad with Mifare proximity reader in aluminium alloy for standalone access control.

Metal body in aluminium alloy ready for wall installation. It enables the access control of 2 zones in standalone operation up to a maximum of 1000 codes or proximity keys. It is furnished with 2 relay outputs for door opening, 1 input for door status detection and 2 button inputs for local opening. It requires 12-24 V AC – 110 mA max. power supply IP65 water and dust protection rating.



**ACMR-P**  
**61800710**

### Numerical keypad with Mifare proximity reader in plastic for standalone access control.

Plastic body ready for wall installation. It enables the access control of 2 zones in standalone operation up to a maximum of 1000 codes or proximity keys. It is furnished with 2 relay outputs for door opening, 1 input for door status detection and 2 button inputs for local opening. It requires 12-24 V AC – 110 mA max. power supply IP65 water and dust protection rating.



# SYSTEM DEVICES


Code Description

## Access control keypad for XIP systems

**ACMR-VR/08**  
**61800720**

**Numerical keypad with Mifare proximity reader in aluminium alloy for access control in XIP systems.**

Metal body in aluminium alloy ready for wall installation. It enables access control of 2 zones in an XIP video entry phone system. It is furnished with 3 programmable inputs and 2 relay outputs for door opening. To be used with GCR/08 interface. It requires 12-24 V AC – 110 mA max. power supply IP65 water and dust protection rating.



**ACMR-P/08**  
**61800730**

**Numerical keypad with Mifare proximity reader in plastic for access control in XIP systems.**

Plastic body ready for wall installation. It enables access control of 2 zones in an XIP video entry phone system. It is furnished with 3 programmable inputs and 2 relay outputs for door opening. To be used with GCR/08 interface. It requires 12-24 V AC – 110 mA max. power supply IP65 water and dust protection rating.



## Kit with DIN rail

**KDIN12**  
**61800350**

**Kit with DIN rail and 12 module terminal cover.**



**KDIN8**  
**61800480**

**Kit with DIN rail and 8 module terminal cover.**



**KDIN6**  
**61800450**

**Kit with DIN rail and 6 module terminal cover.**



**KDIN4**  
**61800430**

**Kit with DIN rail and 4 module terminal cover.**





# Analytical index by CODE

| CODE       | Article      | Page | CODE     | Article    | Page | CODE       | Article         | Page |
|------------|--------------|------|----------|------------|------|------------|-----------------|------|
| 60020010   | MTMA/01      | 70   | 60020510 | MTMTI3M    | 46   | 62030110   | MTMFV2PAM       | 49   |
| 60020010   | MTMA/01      | 73   | 60020510 | MTMTI3M    | 84   | 62030120   | MTMFV0PAM       | 49   |
| 60020420   | MTMA/08      | 70   | 60020520 | MTMTI4M    | 46   | 62100250   | OPALE W WHITE   | 23   |
| 60020420   | MTMA/08      | 74   | 60020520 | MTMTI4M    | 84   | 62100260   | OPALE W BLACK   | 23   |
| 840AD-0010 | MTMA/CONNECT | 71   | 60020530 | MTMTI1M2   | 46   | 62100270   | OPALE WHITE     | 23   |
| 840AD-0010 | MTMA/CONNECT | 75   | 60020530 | MTMTI1M2   | 84   | 62100280   | OPALE BLACK     | 23   |
| 60020020   | MTMAL/01     | 70   | 60020540 | MTMTI1M3   | 46   | 62700011   | VAS/101         | 101  |
| 60020020   | MTMAL/01     | 73   | 60020540 | MTMTI1M3   | 84   | 62700020   | VA/08           | 100  |
| 60020030   | MTM8C        | 38   | 60020550 | MTMTI1M4   | 46   | 62700030   | VA/01           | 100  |
| 60020030   | MTM8C        | 71   | 60020550 | MTMTI1M4   | 84   | 62703310   | VAS/100.30      | 101  |
| 60020030   | MTM8C        | 76   | 60020560 | MTMTI2M2   | 46   | 62704701   | XAS/301.01      | 100  |
| 60020040   | MTMA/IP      | 70   | 60020560 | MTMTI2M2   | 84   | 62740020   | VSC/08          | 102  |
| 60020040   | MTMA/IP      | 74   | 60020570 | MTMTI3M2   | 46   | 62740030   | ETI/XIP         | 106  |
| 60020050   | MTMFA0P      | 81   | 60020570 | MTMTI3M2   | 84   | 62740060   | VSC/01          | 101  |
| 60020060   | MTMFA1P      | 81   | 60020580 | MTMTI3M3   | 46   | 62740110   | ETI/miniSER XIP | 105  |
| 60020070   | MTMFA2P      | 81   | 60020580 | MTMTI3M3   | 84   | 62740121   | ETI/SER XIP V3  | 105  |
| 60020080   | MTMFAL0P     | 81   | 60020590 | MTMEX8C    | 43   | 62740130   | GCR/08          | 106  |
| 60020090   | MTMFAL1P     | 81   | 60020590 | MTMEX8C    | 81   | 62747401   | VSE/301.01      | 101  |
| 60020100   | MTMFAL2P     | 81   | 60020600 | MTMFA0PVR  | 88   | 62800290   | VLS/3           | 103  |
| 60020110   | MTMF2P       | 43   | 60020610 | MTMFA1PVR  | 88   | 62800310   | PCS/XIP         | 104  |
| 60020110   | MTMF2P       | 82   | 60020620 | MTMFA2PVR  | 88   | 62800320   | PCS/PORTER      | 104  |
| 60020120   | MTMF3P       | 43   | 60020630 | MTMFAL0PVR | 88   | 62800330   | RIR/08          | 102  |
| 60020120   | MTMF3P       | 82   | 60020640 | MTMFAL1PVR | 88   | 62800360   | OPALEKP WHITE   | 24   |
| 60020130   | MTMF4P       | 43   | 60020650 | MTMFAL2PVR | 88   | 62800370   | OPALEKP BLACK   | 24   |
| 60020130   | MTMF4P       | 82   | 60020660 | MTMF2PVR   | 50   | 62800380   | OPALESI         | 24   |
| 60020140   | MTMF8P       | 43   | 60020660 | MTMF2PVR   | 89   | 62800390   | OPALE KP WH BF  | 24   |
| 60020140   | MTMF8P       | 82   | 60020670 | MTMF3PVR   | 50   | 62800470   | VLS/2           | 102  |
| 60020150   | MTMSI1M      | 45   | 60020670 | MTMF3PVR   | 89   | 62800550   | KT V            | 24   |
| 60020150   | MTMSI1M      | 83   | 60020680 | MTMF4PVR   | 50   | 62800580   | VLS/101M        | 102  |
| 60020160   | MTMSI2M      | 45   | 60020680 | MTMF4PVR   | 89   | 62821300   | XDV/304         | 101  |
| 60020160   | MTMSI2M      | 83   | 60020690 | MTMF8PVR   | 50   | 62822000   | XDV/300A        | 102  |
| 60020170   | MTMTP1M      | 83   | 60020690 | MTMF8PVR   | 89   | 62822600   | XDV/303         | 101  |
| 60020180   | MTMTP2M      | 83   | 60020700 | MTMFKBVR   | 51   | 62823300   | VCM/2D          | 103  |
| 60020190   | MTMSP1M      | 47   | 60020700 | MTMFKBVR   | 89   | 62823400   | VCM/2D/500      | 103  |
| 60020190   | MTMSP1M      | 85   | 60020710 | MTMFDYVR   | 51   | 62823600   | VCM/4D          | 103  |
| 60020200   | MTMSP2M      | 47   | 60020710 | MTMFDYVR   | 89   | 62823700   | VCM/4D/500      | 103  |
| 60020200   | MTMSP2M      | 85   | 60020720 | MTMFRFIDVR | 51   | 62825400   | VLS/300         | 102  |
| 60020210   | MTMA/200     | 71   | 60020720 | MTMFRFIDVR | 89   | 62825800   | XDV/304A        | 101  |
| 60020210   | MTMA/200     | 75   | 60020730 | MTMMCVR    | 51   | 62825800   | XDV/304A        | 102  |
| 60020220   | MTM8C/200    | 38   | 60020730 | MTMMCVR    | 89   | 62828000   | VCM/1D          | 103  |
| 60020220   | MTM8C/200    | 71   | 60020740 | MTMTP1MVR  | 52   | 62828100   | VCM/1D/500      | 103  |
| 60020220   | MTM8C/200    | 76   | 60020740 | MTMTP1MVR  | 90   | 62880010   | LIC/GST001      | 104  |
| 60020230   | MTMKB        | 39   | 60020750 | MTMTP2MVR  | 52   | 62880020   | LIC/GST010      | 104  |
| 60020230   | MTMKB        | 72   | 60020750 | MTMTP2MVR  | 90   | 62880030   | LIC/GST050      | 104  |
| 60020230   | MTMKB        | 77   | 60020760 | MTMTP3MVR  | 52   | 62880040   | LIC/GST100      | 104  |
| 60020240   | MTMDY        | 40   | 60020760 | MTMTP3MVR  | 90   | 62880050   | LIC/SR001       | 104  |
| 60020240   | MTMDY        | 72   | 60020770 | MTMTP4MVR  | 52   | 62880060   | LIC/SR010       | 104  |
| 60020240   | MTMDY        | 78   | 60020770 | MTMTP4MVR  | 90   | 62880070   | LIC/SR050       | 104  |
| 60020250   | MTMRFID      | 40   | 60020780 | MTMFA0PAM  | 86   | 62880080   | LIC/SR100       | 104  |
| 60020250   | MTMRFID      | 72   | 60020790 | MTMFA1PAM  | 86   | 62880090   | LIC/APP001      | 105  |
| 60020250   | MTMRFID      | 78   | 60020800 | MTMFA2PAM  | 86   | 62880100   | LIC/APP010      | 105  |
| 60020260   | MTMFRFID     | 44   | 60020810 | MTMFAL0PAM | 86   | 62880110   | LIC/APP050      | 105  |
| 60020260   | MTMFRFID     | 82   | 60020820 | MTMFAL1PAM | 86   | 62880120   | LIC/APP100      | 105  |
| 60020270   | MTMFKB       | 44   | 60020830 | MTMFAL2PAM | 86   | 62940020   | MITHO SB NF     | 95   |
| 60020270   | MTMFKB       | 82   | 60020840 | MTMF2PAM   | 48   | 67000701   | VAS/100MH       | 101  |
| 60020280   | MTMFDY       | 44   | 60020840 | MTMF2PAM   | 86   | 840AA-0020 | XVP F           | 29   |
| 60020280   | MTMFDY       | 82   | 60020850 | MTMF3PAM   | 48   | 840AA-0030 | XVP S           | 29   |
| 60020290   | MTMMI        | 41   | 60020850 | MTMF3PAM   | 86   | 840CA-0010 | AGT A200        | 58   |
| 60020290   | MTMMI        | 72   | 60020860 | MTMF4PAM   | 48   | 840CA-0020 | AGT A200 EVO    | 58   |
| 60020290   | MTMMI        | 79   | 60020860 | MTMF4PAM   | 87   | 840CA-0030 | AGT A200 K      | 59   |
| 60020300   | MTMFMI       | 44   | 60020870 | MTMF8PAM   | 48   | 840CA-0040 | AGT A           | 57   |
| 60020300   | MTMFMI       | 82   | 60020870 | MTMF8PAM   | 87   | 840CA-0050 | AGT A EVO       | 57   |
| 60020310   | MTMMC        | 41   | 60020880 | MTMFKBAM   | 48   | 840CC-0030 | PLX A           | 61   |
| 60020310   | MTMMC        | 72   | 60020880 | MTMFKBAM   | 87   | 840CF-0010 | AGT V200        | 18   |
| 60020310   | MTMMC        | 79   | 60020890 | MTMFDYAM   | 48   | 840CF-0020 | AGT V           | 17   |
| 60020320   | MTMSI3M      | 45   | 60020890 | MTMFDYAM   | 87   | 840CF-0030 | AGT V BF        | 17   |
| 60020320   | MTMSI3M      | 83   | 60020900 | MTMFRFIDAM | 49   | 840CH-0030 | XTS 7 WH WIFI   | 14   |
| 60020330   | MTMSI4M      | 45   | 60020900 | MTMFRFIDAM | 87   | 840CH-0040 | XTS 7 BK WIFI   | 14   |
| 60020330   | MTMSI4M      | 83   | 60020910 | MTMFNA     | 44   | 840CH-0050 | XTS 7 WH WFBF   | 14   |
| 60020340   | MTMTP3M      | 83   | 60020910 | MTMFNA     | 82   | 840CH-0060 | XTS 71P WH WIFI | 13   |
| 60020350   | MTMTP4M      | 83   | 60020920 | MTMFBF     | 44   | 840CH-0070 | XTS 71P BK WIFI | 13   |
| 60020360   | MTMSP3M      | 47   | 60020920 | MTMFBF     | 82   | 840CH-0080 | XTS 71P WH WFBF | 14   |
| 60020360   | MTMSP3M      | 85   | 60020930 | MTMFNAVR   | 51   | 840CH-0090 | XTS 51P WH      | 13   |
| 60020370   | MTMSP4M      | 47   | 60020930 | MTMFNAVR   | 89   | 840CH-0100 | XTS 51P BK      | 13   |
| 60020370   | MTMSP4M      | 85   | 60020940 | MTMFNAAM   | 49   | 840CH-0110 | PLX V           | 21   |
| 60020380   | MTMNA        | 42   | 60020940 | MTMFNAAM   | 87   | 840XC-0080 | XTS 7SI         | 15   |
| 60020380   | MTMNA        | 72   | 60020950 | MTMFBFVR   | 51   | 840XC-0090 | XTS 5SI         | 15   |
| 60020380   | MTMNA        | 80   | 60020950 | MTMFBFVR   | 89   | 840XC-0100 | XTS 7SIC        | 15   |
| 60020390   | MTMBFVS      | 39   | 61400010 | A/01       | 100  | 840XC-0110 | XTS 5SIC        | 15   |
| 60020390   | MTMBFVS      | 72   | 61404600 | A/200R     | 100  | 840XC-0120 | XTS 7KT         | 15   |
| 60020390   | MTMBFVS      | 77   | 61404810 | A/200N     | 100  | 840XC-0130 | XTS 5KT         | 15   |
| 60020400   | MTMGT        | 43   | 61800350 | KDIN12     | 107  | 840XC-0140 | AGT KT A        | 59   |
| 60020400   | MTMGT        | 81   | 61800430 | KDIN4      | 107  | 840XC-0150 | AGT KT V        | 18   |
| 60020430   | MTMSP1M2     | 47   | 61800450 | KDIN6      | 107  | 840XC-0160 | MTMSP1M VR      | 53   |
| 60020430   | MTMSP1M2     | 85   | 61800480 | KDIN8      | 107  | 840XC-0160 | MTMSP1M VR      | 91   |
| 60020440   | MTMSP1M3     | 47   | 61800690 | ACMR-VR    | 106  | 840XC-0170 | MTMSP2M VR      | 53   |
| 60020440   | MTMSP1M3     | 85   | 61800710 | ACMR-P     | 106  | 840XC-0170 | MTMSP2M VR      | 91   |
| 60020450   | MTMSP1M4     | 47   | 61800720 | ACMR-VR/08 | 107  | 840XC-0180 | MTMSP3M VR      | 53   |
| 60020450   | MTMSP1M4     | 85   | 61800730 | ACMR-P/08  | 107  | 840XC-0180 | MTMSP3M VR      | 91   |
| 60020460   | MTMSP2M2     | 47   | 62030010 | MTMV/01    | 36   | 840XC-0190 | MTMSP4M VR      | 53   |
| 60020460   | MTMSP2M2     | 85   | 62030020 | MTMV/IP    | 37   | 840XC-0190 | MTMSP4M VR      | 91   |
| 60020470   | MTMSP3M2     | 47   | 62030030 | MTMVF0P    | 43   | 840XC-0200 | MTMTI1M VR      | 52   |
| 60020470   | MTMSP3M2     | 85   | 62030040 | MTMVF1P    | 43   | 840XC-0200 | MTMTI1M VR      | 90   |
| 60020480   | MTMSP3M3     | 47   | 62030050 | MTMVF2P    | 43   | 840XC-0210 | MTMTI2M VR      | 52   |
| 60020480   | MTMSP3M3     | 85   | 62030060 | MTMV/08    | 36   | 840XC-0210 | MTMTI2M VR      | 90   |
| 60020490   | MTMTI1M      | 45   | 62030070 | MTMVF0PVR  | 50   | 840XC-0220 | MTMTI3M VR      | 52   |
| 60020490   | MTMTI1M      | 83   | 62030080 | MTMVF1PVR  | 50   | 840XC-0220 | MTMTI3M VR      | 90   |
| 60020500   | MTMTI2M      | 45   | 62030090 | MTMVF2PVR  | 50   | 840XC-0230 | MTMTI4M VR      | 52   |
| 60020500   | MTMTI2M      | 83   | 62030100 | MTMVF1PAM  | 49   | 840XC-0230 | MTMTI4M VR      | 90   |

# Analytical index by ARTICLE

| Article         | CODE       | Page | Article    | CODE     | Page | Article    | CODE       | Page |
|-----------------|------------|------|------------|----------|------|------------|------------|------|
| A/01            | 61400010   | 100  | MTMFAL1P   | 60020090 | 81   | MTMSP4M VR | 840XC-0190 | 91   |
| A/200N          | 61404810   | 100  | MTMFAL1PAM | 60020820 | 86   | MTMTI1M    | 60020490   | 45   |
| A/200R          | 61404600   | 100  | MTMFAL1PVR | 60020640 | 88   | MTMTI1M    | 60020490   | 83   |
| ACMR-P          | 61800710   | 106  | MTMFAL2P   | 60020100 | 81   | MTMTI1M VR | 840XC-0200 | 52   |
| ACMR-P/08       | 61800730   | 107  | MTMFAL2PAM | 60020830 | 86   | MTMTI1M VR | 840XC-0200 | 90   |
| ACMR-VR         | 61800690   | 106  | MTMFAL2PVR | 60020650 | 88   | MTMTI1M2   | 60020530   | 46   |
| ACMR-VR/08      | 61800720   | 107  | MTMFBF     | 60020920 | 44   | MTMTI1M2   | 60020530   | 84   |
| AGT A           | 840CA-0040 | 57   | MTMFBF     | 60020920 | 82   | MTMTI1M3   | 60020540   | 46   |
| AGT A EVO       | 840CA-0050 | 57   | MTMFBFVR   | 60020950 | 51   | MTMTI1M3   | 60020540   | 84   |
| AGT A200        | 840CA-0010 | 58   | MTMFBFVR   | 60020950 | 89   | MTMTI1M4   | 60020550   | 46   |
| AGT A200 EVO    | 840CA-0020 | 58   | MTMFDY     | 60020280 | 44   | MTMTI1M4   | 60020550   | 84   |
| AGT A200 K      | 840CA-0030 | 59   | MTMFDY     | 60020280 | 82   | MTMTI2M    | 60020500   | 45   |
| AGT KT A        | 840XC-0140 | 59   | MTMFDYAM   | 60020890 | 48   | MTMTI2M    | 60020500   | 83   |
| AGT KT V        | 840XC-0150 | 18   | MTMFDYAM   | 60020890 | 87   | MTMTI2M VR | 840XC-0210 | 52   |
| AGT V           | 840CF-0020 | 17   | MTMFDYVR   | 60020710 | 51   | MTMTI2M VR | 840XC-0210 | 90   |
| AGT V BF        | 840CF-0030 | 17   | MTMFDYVR   | 60020710 | 89   | MTMTI2M2   | 60020560   | 46   |
| AGT V200        | 840CF-0010 | 18   | MTMFKB     | 60020270 | 44   | MTMTI2M2   | 60020560   | 84   |
| ETI/miniSER XIP | 62740110   | 105  | MTMFKB     | 60020270 | 82   | MTMTI3M    | 60020510   | 46   |
| ETI/SER XIP V3  | 62740121   | 105  | MTMFKBAM   | 60020880 | 48   | MTMTI3M    | 60020510   | 84   |
| ETI/XIP         | 62740030   | 106  | MTMFKBAM   | 60020880 | 87   | MTMTI3M VR | 840XC-0220 | 52   |
| GCR/08          | 62740130   | 106  | MTMFKBVR   | 60020700 | 51   | MTMTI3M VR | 840XC-0220 | 90   |
| KDIN12          | 61800350   | 107  | MTMFKBVR   | 60020700 | 89   | MTMTI3M2   | 60020570   | 46   |
| KDIN4           | 61800430   | 107  | MTMFM1     | 60020300 | 44   | MTMTI3M2   | 60020570   | 84   |
| KDIN6           | 61800450   | 107  | MTMFM1     | 60020300 | 82   | MTMTI3M3   | 60020580   | 46   |
| KDIN8           | 61800480   | 107  | MTMFMNA    | 60020910 | 44   | MTMTI3M3   | 60020580   | 84   |
| KT V            | 62800550   | 24   | MTMFMNA    | 60020910 | 82   | MTMTI4M    | 60020520   | 46   |
| LIC/APP001      | 62880090   | 105  | MTMFMNAAM  | 60020940 | 49   | MTMTI4M    | 60020520   | 84   |
| LIC/APP010      | 62880100   | 105  | MTMFMNAAM  | 60020940 | 87   | MTMTI4M VR | 840XC-0230 | 52   |
| LIC/APP050      | 62880110   | 105  | MTMFMNAVR  | 60020930 | 51   | MTMTI4M VR | 840XC-0230 | 90   |
| LIC/APP100      | 62880120   | 105  | MTMFMNAVR  | 60020930 | 89   | MTMTI4M    | 60020170   | 83   |
| LIC/GST001      | 62880010   | 104  | MTMFRFID   | 60020260 | 44   | MTMTI4MVR  | 60020740   | 52   |
| LIC/GST010      | 62880020   | 104  | MTMFRFID   | 60020260 | 82   | MTMTI4MVR  | 60020740   | 90   |
| LIC/GST050      | 62880030   | 104  | MTMFRFIDAM | 60020900 | 49   | MTMTI4MVR  | 60020180   | 83   |
| LIC/GST100      | 62880040   | 104  | MTMFRFIDAM | 60020900 | 87   | MTMTI4MVR  | 60020750   | 52   |
| LIC/SR001       | 62880050   | 104  | MTMFRFIDVR | 60020720 | 51   | MTMTI4MVR  | 60020750   | 90   |
| LIC/SR010       | 62880060   | 104  | MTMFRFIDVR | 60020720 | 89   | MTMTI4MVR  | 60020340   | 83   |
| LIC/SR050       | 62880070   | 104  | MTMFRFIDVR | 60020720 | 43   | MTMTI4MVR  | 60020760   | 52   |
| LIC/SR100       | 62880080   | 104  | MTMFRFIDVR | 60020720 | 49   | MTMTI4MVR  | 60020760   | 90   |
| MITHO SB NF     | 62940020   | 95   | MTMFRFIDVR | 60020720 | 50   | MTMTI4MVR  | 60020350   | 83   |
| MTM8C           | 60020030   | 38   | MTMFRFIDVR | 60020720 | 43   | MTMTI4MVR  | 60020770   | 52   |
| MTM8C           | 60020030   | 71   | MTMFRFIDVR | 60020720 | 49   | MTMTI4MVR  | 60020770   | 90   |
| MTM8C           | 60020030   | 76   | MTMFRFIDVR | 60020720 | 50   | MTMTI4MVR  | 60020770   | 90   |
| MTM8C/200       | 60020220   | 38   | MTMFRFIDVR | 60020720 | 43   | MTMTI4MVR  | 60020770   | 90   |
| MTM8C/200       | 60020220   | 71   | MTMFRFIDVR | 60020720 | 49   | MTMTI4MVR  | 60020770   | 90   |
| MTM8C/200       | 60020220   | 76   | MTMFRFIDVR | 60020720 | 50   | MTMTI4MVR  | 60020770   | 90   |
| MTMA/01         | 60020010   | 70   | MTMFRFIDVR | 60020720 | 43   | MTMTI4MVR  | 60020770   | 90   |
| MTMA/01         | 60020010   | 73   | MTMFRFIDVR | 60020720 | 49   | MTMTI4MVR  | 60020770   | 90   |
| MTMA/08         | 60020420   | 70   | MTMFRFIDVR | 60020720 | 50   | MTMTI4MVR  | 60020770   | 90   |
| MTMA/08         | 60020420   | 74   | MTMFRFIDVR | 60020720 | 43   | MTMTI4MVR  | 60020770   | 90   |
| MTMA/200        | 60020210   | 71   | MTMFRFIDVR | 60020720 | 49   | MTMTI4MVR  | 60020770   | 90   |
| MTMA/200        | 60020210   | 75   | MTMFRFIDVR | 60020720 | 50   | MTMTI4MVR  | 60020770   | 90   |
| MTMA/IP         | 60020040   | 70   | MTMFRFIDVR | 60020720 | 43   | MTMTI4MVR  | 60020770   | 90   |
| MTMA/IP         | 60020040   | 74   | MTMFRFIDVR | 60020720 | 49   | MTMTI4MVR  | 60020770   | 90   |
| MTMAL/01        | 60020020   | 70   | MTMFRFIDVR | 60020720 | 50   | MTMTI4MVR  | 60020770   | 90   |
| MTMAL/01        | 60020020   | 73   | MTMFRFIDVR | 60020720 | 43   | MTMTI4MVR  | 60020770   | 90   |
| MTMBFVS         | 60020390   | 39   | MTMFRFIDVR | 60020720 | 49   | MTMTI4MVR  | 60020770   | 90   |
| MTMBFVS         | 60020390   | 72   | MTMFRFIDVR | 60020720 | 50   | MTMTI4MVR  | 60020770   | 90   |
| MTMBFVS         | 60020390   | 77   | MTMFRFIDVR | 60020720 | 43   | MTMTI4MVR  | 60020770   | 90   |
| MTMDY           | 60020240   | 40   | MTMFRFIDVR | 60020720 | 49   | MTMTI4MVR  | 60020770   | 90   |
| MTMDY           | 60020240   | 72   | MTMFRFIDVR | 60020720 | 50   | MTMTI4MVR  | 60020770   | 90   |
| MTMDY           | 60020240   | 78   | MTMFRFIDVR | 60020720 | 43   | MTMTI4MVR  | 60020770   | 90   |
| MTMEX8C         | 60020590   | 43   | MTMFRFIDVR | 60020720 | 49   | MTMTI4MVR  | 60020770   | 90   |
| MTMEX8C         | 60020590   | 81   | MTMFRFIDVR | 60020720 | 50   | MTMTI4MVR  | 60020770   | 90   |
| MTMF2P          | 60020110   | 43   | MTMFRFIDVR | 60020720 | 43   | MTMTI4MVR  | 60020770   | 90   |
| MTMF2P          | 60020110   | 82   | MTMFRFIDVR | 60020720 | 49   | MTMTI4MVR  | 60020770   | 90   |
| MTMF2PAM        | 60020840   | 48   | MTMFRFIDVR | 60020720 | 50   | MTMTI4MVR  | 60020770   | 90   |
| MTMF2PAM        | 60020840   | 86   | MTMFRFIDVR | 60020720 | 43   | MTMTI4MVR  | 60020770   | 90   |
| MTMF2PVR        | 60020660   | 50   | MTMFRFIDVR | 60020720 | 49   | MTMTI4MVR  | 60020770   | 90   |
| MTMF2PVR        | 60020660   | 89   | MTMFRFIDVR | 60020720 | 50   | MTMTI4MVR  | 60020770   | 90   |
| MTMF3P          | 60020120   | 43   | MTMFRFIDVR | 60020720 | 43   | MTMTI4MVR  | 60020770   | 90   |
| MTMF3P          | 60020120   | 82   | MTMFRFIDVR | 60020720 | 49   | MTMTI4MVR  | 60020770   | 90   |
| MTMF3PAM        | 60020850   | 48   | MTMFRFIDVR | 60020720 | 50   | MTMTI4MVR  | 60020770   | 90   |
| MTMF3PAM        | 60020850   | 86   | MTMFRFIDVR | 60020720 | 43   | MTMTI4MVR  | 60020770   | 90   |
| MTMF3PVR        | 60020670   | 50   | MTMFRFIDVR | 60020720 | 49   | MTMTI4MVR  | 60020770   | 90   |
| MTMF3PVR        | 60020670   | 89   | MTMFRFIDVR | 60020720 | 50   | MTMTI4MVR  | 60020770   | 90   |
| MTMF4P          | 60020130   | 43   | MTMFRFIDVR | 60020720 | 43   | MTMTI4MVR  | 60020770   | 90   |
| MTMF4P          | 60020130   | 82   | MTMFRFIDVR | 60020720 | 49   | MTMTI4MVR  | 60020770   | 90   |
| MTMF4PAM        | 60020860   | 48   | MTMFRFIDVR | 60020720 | 50   | MTMTI4MVR  | 60020770   | 90   |
| MTMF4PAM        | 60020860   | 87   | MTMFRFIDVR | 60020720 | 43   | MTMTI4MVR  | 60020770   | 90   |
| MTMF4PVR        | 60020680   | 50   | MTMFRFIDVR | 60020720 | 49   | MTMTI4MVR  | 60020770   | 90   |
| MTMF4PVR        | 60020680   | 89   | MTMFRFIDVR | 60020720 | 50   | MTMTI4MVR  | 60020770   | 90   |
| MTMF8P          | 60020140   | 43   | MTMFRFIDVR | 60020720 | 43   | MTMTI4MVR  | 60020770   | 90   |
| MTMF8P          | 60020140   | 82   | MTMFRFIDVR | 60020720 | 49   | MTMTI4MVR  | 60020770   | 90   |
| MTMF8PAM        | 60020870   | 48   | MTMFRFIDVR | 60020720 | 50   | MTMTI4MVR  | 60020770   | 90   |
| MTMF8PAM        | 60020870   | 87   | MTMFRFIDVR | 60020720 | 43   | MTMTI4MVR  | 60020770   | 90   |
| MTMF8PVR        | 60020690   | 50   | MTMFRFIDVR | 60020720 | 49   | MTMTI4MVR  | 60020770   | 90   |
| MTMF8PVR        | 60020690   | 89   | MTMFRFIDVR | 60020720 | 50   | MTMTI4MVR  | 60020770   | 90   |
| MTMFA0P         | 60020050   | 81   | MTMFRFIDVR | 60020720 | 43   | MTMTI4MVR  | 60020770   | 90   |
| MTMFA0PAM       | 60020780   | 86   | MTMFRFIDVR | 60020720 | 49   | MTMTI4MVR  | 60020770   | 90   |
| MTMFA0PVR       | 60020600   | 88   | MTMFRFIDVR | 60020720 | 50   | MTMTI4MVR  | 60020770   | 90   |
| MTMFA1P         | 60020060   | 81   | MTMFRFIDVR | 60020720 | 43   | MTMTI4MVR  | 60020770   | 90   |
| MTMFA1PAM       | 60020790   | 86   | MTMFRFIDVR | 60020720 | 49   | MTMTI4MVR  | 60020770   | 90   |
| MTMFA1PVR       | 60020610   | 88   | MTMFRFIDVR | 60020720 | 50   | MTMTI4MVR  | 60020770   | 90   |
| MTMFA2P         | 60020070   | 81   | MTMFRFIDVR | 60020720 | 43   | MTMTI4MVR  | 60020770   | 90   |
| MTMFA2PAM       | 60020800   | 86   | MTMFRFIDVR | 60020720 | 49   | MTMTI4MVR  | 60020770   | 90   |
| MTMFA2PVR       | 60020620   | 88   | MTMFRFIDVR | 60020720 | 50   | MTMTI4MVR  | 60020770   | 90   |
| MTMFAL0P        | 60020080   | 81   | MTMFRFIDVR | 60020720 | 43   | MTMTI4MVR  | 60020770   | 90   |
| MTMFAL0PAM      | 60020810   | 86   | MTMFRFIDVR | 60020720 | 49   | MTMTI4MVR  | 60020770   | 90   |
| MTMFAL0PVR      | 60020630   | 88   | MTMFRFIDVR | 60020720 | 50   | MTMTI4MVR  | 60020770   | 90   |

# GENERAL CONDITIONS OF SALE

## CAME UK LTD (“THE SELLER”)

The Buyer’s attention is drawn in particular to the provisions of clause 10.

**1. INTERPRETATION**

- 1.1 Definitions. In these Conditions, the following definitions apply:
- Additional Charges: any additional charges arising under the Contract payable by the Buyer in addition to the price for the Goods and “Additional Charge” shall mean any one of the Additional Charges.
- Buyer: the person firm or company who buys or agrees to buy the Goods from the Seller.
- Conditions: these terms and conditions of sale.
- Contract: the contract between the Seller and the Buyer for the sale and purchase of Goods in accordance with these Conditions.
- Delivery Date: the date specified by the Seller when the Goods are to be delivered or other such date as may be agreed by the parties in writing;
- Delivery Location: the location set out in the Order or such other location as the parties may agree in writing, or where no such location is specified, the Buyer’s premises detailed on the quotation given by the Seller to the Buyer in respect of the Goods.
- Force Majeure Event: as defined in clause 11.1.
- Goods: all goods (or any part thereof) set out in the Order.
- Group: in relation to a company, that company, any subsidiary or holding company (as defined in section 1159 of the Companies Act 2006) of that company, and any subsidiary of a holding company of that company.
- Order: the Buyer’s order for the Goods, as set out in the Buyer’s purchase order form, the Buyer’s written acceptance of the Seller’s quotation, or overleaf, as the case maybe.
- Seller: CAME UK Limited, registered in England and Wales with company number 03267714, whose registered office is Unit 1B,
- Wasted Time Rate: the charge for wasted time at the Seller’s standard rate for wasted time of £1 (one pound) per minute up to and including 30 (thirty) minutes and thereafter at a charge of £2 (two pounds) per minute, or such other charge as notified to the Buyer from time to time.
- 1.2 Construction. In these Conditions, the following rules apply:
- (a) A person includes a natural person, corporate or unincorporated body (whether or not having separate legal personality).
- (b) A reference to a party includes its personal representatives, successors or permitted assigns.
- (c) A reference to a statute or statutory provision is a reference to such statute or provision as amended or re-enacted. A reference to a statute or statutory provision includes any subordinate legislation made under that statute or statutory provision, as amended or re-enacted.
- (d) Any phrase introduced by the terms including, include, in particular or any similar expression shall be construed as illustrative and shall not limit the sense of the words preceding those terms.
- (e) A reference to writing or written includes faxes and e-mails.

**2. BASIS OF CONTRACT**

- 2.1 These Conditions shall apply to the sale by the Seller of all Goods purchased by the Buyer and these Conditions shall govern the Contract to the exclusion of any other terms and conditions introduced or submitted by the Buyer.
- 2.2 The Order constitutes an offer by the Buyer to purchase the Goods in accordance with these Conditions. The Buyer is responsible for ensuring that the terms of the Order and any applicable specification of the Goods are complete and accurate.
- 2.3 The Order shall only be deemed to be accepted when the Seller acknowledges the Order in writing and not before, at which point the Contract shall come into existence.
- 2.4 Any tenders or quotations will not constitute an offer. Any tenders or quotations submitted to the Buyer shall remain valid for the period stated therein, but if no period is specified such tenders and quotations shall be valid for 30 days from the date thereof. All tenders and quotations shall be subject to these Conditions.
- 2.5 Any typographical, clerical or other error or omission in any sales literature, quotation, pricelist, acceptance of offer, invoice or other documentation or information issued by the Seller shall be subject to correction without any liability on the part of the Seller.
- 2.6 The Seller’s employees or agents are not authorised to make any representations concerning the Goods unless confirmed by an authorised director of the Seller in writing. In entering into the Contract the Buyer acknowledges that it does not rely on any such representations which are not so confirmed, save that nothing in these Conditions shall exclude the Sellers liability for fraudulent misrepresentation.
- 2.7 No Order which has been accepted by the Seller may be cancelled by the Buyer except with the agreement in writing of the Seller and on terms that the Buyer shall indemnify the Seller in full against all loss (including loss of profit), costs (including the cost of all labour and materials used), damages, charges and expenses incurred by the Seller as a result of cancellation.

**3. GOODS**

- 3.1 The Goods are described in the Seller’s catalogue as modified by any applicable specification.
- 3.2 Unless the Seller agrees otherwise, only the specifications referred to in the quotation shall form part of the Contract.
- 3.3 The Seller reserves the right subject to giving prior written notice to the Buyer to modify the said specifications where the Goods cannot in the opinion of the Seller be manufactured according to the said specifications and the Buyer agrees to accept the Goods as manufactured according to the specifications so modified in satisfaction of the Seller’s obligations as to manufacture of the Goods under the Contract.
- 3.4 To the extent that the Goods are to be manufactured in accordance with a specification supplied by the Buyer, the Buyer shall indemnify the Seller against all liabilities, costs, expenses, damages and losses (including any direct, indirect or consequential losses, loss of profit, loss of reputation and all interest, penalties and legal and other reasonable professional costs and expenses) suffered or incurred by the Seller in connection with any claim made against the Seller for actual or alleged infringement of a third party’s intellectual property rights arising out of or in connection with the Seller’s use of such specification. This clause 3.2 shall survive termination of the Contract.
- 3.5 The Seller reserves the right to make any changes to the Goods:
- (a) which are required so that the Goods conform with any applicable statutory or EU requirement; or
- (b) where such changes to the Goods do not materially affect the quality or performance of the Goods.

**4. SAFETY**

- 4.1 Any Goods supplied by the Seller shall be handled correctly by the Buyer and in accordance with any of the Seller’s instructions as notified to the Buyer from time to time. The Buyer must ensure that all appropriate safety precautions are taken and that its staff is aware of and comply with all storage and usage instructions.

**5. DELIVERY**

- 5.1 Unless otherwise agreed by the Seller in writing, the Seller will deliver the Goods to the Delivery Location.
- 5.2 The Seller will reasonably endeavour to deliver the Goods on the Delivery Date, but the time of delivery or performance shall not be of the essence. The Seller shall not be liable for any delay in delivery of the Goods that is caused by a Force Majeure Event or the Buyer’s failure to provide the Seller with adequate delivery instructions or any other instructions that are relevant to the supply of the Goods.
- 5.3 If the Seller fails to deliver the Goods (or any instalment thereof) the Seller’s liability shall be limited to the excess (if any) of the cost to the Buyer (in the cheapest available market) of similar goods to replace those not delivered over the Price of the Goods. The Seller shall have no liability for any failure to deliver the Goods to the extent that such failure is caused by a Force Majeure Event, the Buyer’s fault, or the Buyer’s failure to provide the Seller with adequate instructions in relation to delivery or otherwise.
- 5.4 The Buyer shall provide the Seller with clear delivery instructions and accept delivery on the Delivery Date and at the Delivery Location. Upon delivery the Buyer shall sign a delivery note which will be conclusive evidence that delivery of the Goods has been made.
- 5.5 Unless the Seller agrees otherwise in writing, the Seller shall unload the Goods. The Buyer shall ensure that at least one representative is available to assist the Seller during the unloading of the Goods. Other than by reason of the Seller’s fault, the Buyer shall be charged, as an Additional Charge, for wasted time at the Wasted Time Rate and any other expenses incurred by the Seller for:
- (a) any delay caused by the Buyer’s inability or unwillingness to accept delivery of, or to collect, the Goods; and/or
- (b) each repeat delivery where the Seller or Seller’s carrier leaves the Delivery Location and subsequently returns to the Delivery Location with the Goods.
- 5.6 If the Buyer fails to accept delivery of the Goods within three Business Days of the Seller notifying the Buyer that the Goods are ready, then, except where such failure or delay is caused by a Force Majeure Event or the Seller’s failure to comply with its obligations under the Contract:
- (a) delivery of the Goods shall be deemed to have been completed at 9.00am on the third working day after the day on which the Seller notified the Buyer that the Goods were ready; and
- (b) the Seller will store the Goods until delivery takes place, and charge the Buyer for all related costs and expenses (including insurance).
- 5.7 If the Buyer has not accepted delivery of the Goods within 10 working days from day after the Seller notified the Buyer that the Goods were ready for delivery, the Seller may resell or otherwise dispose of part or all of the Goods and, after deducting reasonable storage and selling costs, account to the Buyer for any excess over the price of the Goods or charge the Buyer for any shortfall below the price of the Goods.
- 5.8 The Seller shall have the right to deliver any Goods ordered in instalments. Failure by the Seller to deliver any one or more of the instalments in accordance with these Conditions or any claim by the Buyer in respect of the Goods delivered in any one or more instalments shall not entitle the Buyer either to treat the Contract as a whole as repudiated or to reject or refuse to take delivery of any of the Goods delivered in any other instalment.

**6. RISK AND TITLE**

- 6.1 Risk in the Goods shall pass to the Buyer at the time of delivery, or if the Buyer wrongfully fails to take delivery, the time when delivery is deemed to have taken place in accordance with clause 5.6(a).
- 6.2 Title to the Goods shall not pass to the Buyer until the earlier of:
- (a) the Seller receives payment in full (in cash or cleared funds) for the Goods and any other goods that the Seller has supplied to the Buyer in respect of which payment has become due, in which case title to the Goods shall pass at the time of payment of all such sums; or
- (b) the Buyer resells the Goods, in which case title to the Goods shall pass to the Buyer at the time specified in clause 6.4.
- 6.3 Until title to the Goods has passed to the Buyer, the Buyer shall:
- (a) store the Goods separately from all other goods held by the Buyer so that they remain readily identifiable as the Seller’s property;
- (b) not remove, deface or obscure any identifying mark or packaging on or relating to the Goods;
- (c) maintain the Goods in satisfactory condition and keep them insured against all risks for their full price from the date of delivery;
- (d) notify the Seller immediately if it becomes subject to any of the events listed in clause 13.1;
- (e) give the Seller such information relating to the Goods as the Seller may require from time to time; and
- (f) not pledge or in any way charge by way of security for any indebtedness any of the Goods.
- 6.4 Subject to clause 6.5, the Buyer may resell or use the Goods in the ordinary course of its business (but not otherwise) before the Seller receives payment for the Goods. However, if the Buyer resells the Goods before that time:
- (a) it does so as principal and not as the Seller’s agent; and
- (b) title to the Goods shall pass from the Seller to the Buyer immediately before the time at which resale by the Buyer occurs.
- 6.5 If before title to the Goods passes to the Buyer the Buyer becomes subject to any of the events listed in clause 13.1, then, without limiting any other right or remedy the Seller may have:
- (a) the Buyer’s right to resell the Goods or use them in the ordinary course of its business ceases immediately; and
- (b) the Seller may at any time:
- (i) require the Buyer to deliver up all Goods in its possession which have not been resold, or irrevocably incorporated into another product; and
- (ii) if the Buyer fails to do so promptly, enter any premises of the Buyer or of any third party where the Goods are stored in order to recover them.



## 7. PRICE

- 7.1 The price for the Goods shall be the price specified by the Seller in the quotation or, if no price is quoted, the price set out in the Seller's published price list in force as at the date of delivery.
- 7.2 Unless otherwise agreed in writing, the price of the Goods is exclusive of the costs and charges of packaging, insurance and transport of the Goods, which shall be invoiced to the Buyer as an Additional Charge.
- 7.3 The price of the Goods and any Additional Charges are exclusive of amounts in respect of value added tax (VAT). The Buyer shall, on receipt of a valid VAT invoice from the Seller, pay to the Seller such additional amounts in respect of VAT as are chargeable on the supply of the Goods.
- 7.4 The Seller may, by giving notice to the Buyer at any time before delivery, increase the price of the Goods to reflect any increase in the cost of the Goods that is due to:
- (a) any factor beyond the Seller's control (including foreign exchange fluctuations, increases in taxes and duties, and increases in labour, materials and other manufacturing costs);
  - (b) any request by the Buyer to change the delivery date(s), quantities or types of Goods ordered, or the Specification; or
  - (c) any delay caused by any instructions of the Buyer or failure of the Buyer to give the Seller adequate or accurate information or instructions.

## 8. PAYMENT

- 8.1 The Seller shall be entitled to invoice the Buyer for price of the Goods and any Additional Charges on or at any time before dispatch of the Goods or any instalment thereof. In the event that any Additional Charges arise following the issue by the Seller of the invoice, the Seller shall be entitled to invoice the Buyer as and when the Additional Charges arise.
- 8.2 Unless otherwise agreed in writing, the Buyer shall pay the invoice in full and in cleared funds by the date specified in the invoice or where no date or time frame is specified within 30 calendar days of the date of the invoice. Payment shall be made to the bank account nominated in writing by the Seller. Time of payment is of the essence.
- 8.3 The Buyer shall make payment for the price of the Goods in Sterling (euros) unless agreed otherwise in writing. Any payment received by the Seller in any other currency will not be deemed to be payment for the Goods in question. Where the Buyer makes payment for the Goods by cheque the Seller reserves the right to charge a surcharge of £10.00 in the event that any cheque rendered in payment of the Seller's invoices initially refused.
- 8.4 If the Buyer fails to make payment due to the Seller under the Contract by the due date for payment then, without prejudice to any other right or remedy available to the Seller:
- (a) all invoices issued to the Buyer by the Seller in respect of any Goods sold or supplied pursuant to the Contract or any goods sold or supplied pursuant to any other contract shall immediately fall due for payment;
  - (b) any credit, settlement terms, supply of goods or discount rates offered or extended by the Seller to the Buyer in respect of the same shall be cancelled immediately;
  - (c) the Buyer shall pay interest on the overdue amount at the rate of 10% per annum above Seller's bank's base rate from time to time. Such interest shall accrue on a daily basis from the due date until actual payment of the overdue amount, whether before or after judgment. The Buyer shall pay the interest together with the overdue amount; and
  - (d) the Seller shall be entitled to suspend any further deliveries of any Goods or goods agreed to be sold by the Seller to the Buyer or any instalment thereof (being the subject of the Contract or any other contract).
- 8.5 The Buyer shall pay all amounts due under the Contract in full without any set-off, counterclaim, deduction or withholding (except for any deduction or withholding required by law). The Seller may at any time, without limiting any other rights or remedies it may have, set off any amount owing to it by the Buyer against any amount payable by the Seller to the Buyer.

## 9. WARRANTY

- 9.1 The Seller warrants that:
- (a) the Goods will correspond with the Seller's specification for them on delivery;
  - (b) the Goods (except those wear items that are listed in the Seller's guide entitled "Operations Guide Relating to the Goods" as notified to the Buyer and as amended from time to time) manufactured by the Seller or its Group, will be free from material defects for 3 years from the Delivery Date; and
  - (c) where the seller is supplying goods from other manufacturers; their standard recommended warranty will apply.
- 9.2 Subject to clause 9.3, if:
- (a) the Buyer gives notice in writing to the Seller immediately on discovery but in any event within 14 days of discovery that some or all of the Goods do not comply with the warranty set out in clause 9.1;
  - (b) the Seller is given a reasonable opportunity of examining such Goods; and
  - (c) the Buyer (if asked to do so by the Seller) returns such Goods to the Seller's place of business at the Buyer's cost, the Seller shall, at its option, repair or replace the defective Goods, or refund the price of the defective Goods in full.
- 9.3 The Seller shall not be liable for Goods' failure to comply with the warranty set out in clause 9.1 in any of the following events:
- (a) the Buyer makes any further use of such Goods after giving notice in accordance with clause 9.2;
  - (b) the defect arises because the Buyer failed to follow the Seller's oral or written instructions as to the storage, commissioning, installation, use and maintenance of the Goods or (if there are none) good trade practice regarding the same;
  - (c) the defect arises as a result of the Seller following any drawing, design or Specification supplied by the Buyer;
  - (d) the Buyer alters or repairs such Goods without the written consent of the Seller;
  - (e) the defect arises as a result of fair wear and tear, wilful damage, negligence, or abnormal storage or working conditions; or
  - (f) the Goods differ from their description specification as a result of changes made to ensure they comply with applicable statutory or regulatory requirements.
- 9.4 Except as provided in this clause 9, the Seller shall have no liability to the Buyer in respect of the Goods' failure to comply with the warranty set out in clause 9.
- 9.5 The terms implied by sections 13 to 15 of the Sale of Goods Act 1979 are, to the fullest extent permitted by law, excluded from the Contract.
- 9.6 These Conditions shall apply to any repaired or replacement Goods supplied by the Seller.

## 10. LIABILITY

- 10.1 Nothing in these Conditions shall limit or exclude the Seller's liability for:
- (a) death or personal injury caused by its negligence, or the negligence of its employees, agents or subcontractors (as applicable);
  - (b) fraud or fraudulent misrepresentation;
  - (c) breach of the terms implied by section 12 of the Sale of Goods Act 1979;
  - (d) defective products under the Consumer Protection Act 1987; or
  - (e) any matter in respect of which it would be unlawful for the Seller to exclude or restrict liability.

## 10.2 Subject to clause 10.1:

- (a) the Seller shall under no circumstances whatever be liable to the Buyer, whether in contract, tort (including negligence), breach of statutory duty, or otherwise, for any loss of profit, goodwill or any indirect or consequential loss arising under or in connection with the Contract; and
- (b) the Seller's total liability to the Buyer in respect of all other losses arising under or in connection with the Contract, whether in contract, tort (including negligence), breach of statutory duty, or otherwise, shall in no circumstances exceed 100% of price of the Goods.

## 11. FORCE MAJEURE

- 11.1 The Seller shall not be liable to the Buyer nor be deemed to be in breach of Contract by reason of any delay in performing, or any failure to perform, any of the Seller's obligations in relation to the Contract if the delay or failure was due to a Force Majeure Event. The following shall (without limitation) be regarded as Force Majeure Event:
- (a) act of God, explosion, flood, tempest, fire or accident;
  - (b) war or threat of war, sabotage, insurrection, terrorism, civil disturbance or requisition;
  - (c) acts, restrictions, regulations, bye-laws, prohibitions or measures of any kind on the part of any governmental, parliamentary or local authority;
  - (d) import or export regulations or embargoes;
  - (e) strikes, lock-outs or other industrial actions or trade disputes (whether involving employees of the Seller or of a third party);
  - (f) difficulties in obtaining raw materials, labour, fuel, parts or machinery; and
  - (g) power failure or breakdown in machinery.

## 12. INTELLECTUAL PROPERTY

- 12.1 All specifications, drawings, designs and technical description, and all documents and information and "know-how" whatsoever supplied by the Seller to the Buyer is as between the Seller and the Buyer the Seller's intellectual property and shall at all times be treated by the Buyer as confidential and shall not without the prior written consent of the Seller be used by the Buyer except for the purposes of the Contract.
- 12.2 The Buyer will indemnify the Seller against all actions claims demands costs charges, penalties, royalties and expenses arising directly or indirectly or incurred by reason of any infringement or alleged infringement of or any right attributable to any letters patent, registered design trade mark, trade name, copyright or proprietary right arising from the use of any instructions, specifications or designs whether express or implied supplied by the Buyer to the Seller.

## 13. INSOLVENCY OF BUYER

- 13.1 This Condition applies if:
- (a) the Buyer makes any voluntary arrangement with its creditors or (being an individual or firm) becomes bankrupt or (being a company) becomes subject to an administration order or goes into liquidation (otherwise than for the purposes of amalgamation or reconstruction); or
  - (b) an encumbrancer takes possession or a receiver is appointed, of any of the property or assets of the Buyer; or
  - (c) the Buyer ceases, or threatens to cease, to carry on business; or
  - (d) the Seller reasonably apprehends that any of the events mentioned above is about to occur in relation to the Buyer and notifies the Buyer accordingly.
- 13.2 If this Condition applies then, without prejudice to any other right or remedy available to the Seller, the Seller shall be entitled to terminate the Contract with immediate effect by giving written notice to the Buyer and/or suspend any further deliveries under the Contract without any liability to the Buyer, and if the Goods have been delivered but not paid for, all of the Seller's outstanding invoices to the Buyer become immediately due and payable notwithstanding any previous agreement or arrangement to the contrary.
- 13.3 Termination of the Contract, however arising, shall not affect any of the parties' rights, remedies, obligations and liabilities that have accrued as at termination.

## 14. GENERAL

- 14.1 Notices. Any notice required or permitted to be given by either party to the other under these Conditions shall be in writing addressed to that other party at his registered office or principal place of business or such other address as may at the relevant time have been notified pursuant to this provision to the party giving the notice.
- 14.2 Severance. If any provision of these Conditions is held by any competent authority to be invalid or unenforceable in whole or in part the validity of the other provisions of these Conditions shall remain in full force and effect.
- 14.3 Waiver. No waiver by the Seller of any breach of the Contract by the Buyer shall be considered as a waiver of any subsequent breach of the same or any other provision.
- 14.4 Third party rights. A person who is not a party to the Contract shall not have any rights to enforce its terms.
- 14.5 Variation. No variation of these Conditions may be given by any of the Seller's employees unless confirmed in writing by an authorised director of the Seller and no collateral or supplemental contract may be made or construed unless confirmed in writing by an authorised director of the Seller on the Seller's official stationery.
- 14.6 Entire Agreement. The Buyer acknowledges that it has not relied on any statement, promise, representation, assurance or warranty made or given by or on behalf of the Seller which is not set out in the Contract.
- 14.7 Governing law and jurisdiction. The Contract shall be governed by the laws of England, and the Buyer agrees to submit to the non-exclusive jurisdiction of the English courts.

## 15. SPECIFICATIONS AND INSTRUCTIONS

- 15.1 Unless the Seller agrees otherwise, only the specifications referred to in the quotation shall form part of the Contract.
- 15.2 The Seller reserves the right subject to giving prior written notice to the Buyer to modify the said specifications where the Goods cannot in the opinion of the Seller be manufactured according to the said specifications and the Buyer agrees to accept the Goods as manufactured according to the specifications so modified in satisfaction of the Sellers obligations as to manufacture of the Goods under the contracts.
- 15.3 App Based Goods – the Buyer shall ensure that prior to supplying any app based goods to any customer it shall include within its customer terms and conditions for supply of the App based Goods a requirement for the customer to have read, understood and agreed to the app terms and conditions for the Goods prior to completion of purchase of the Goods. Where such Goods are supplied or installed by a third party for and/or on behalf of the Buyer the Buyer shall ensure that such installer also complies with this clause 10.3 by including this provision in its contract with the installer.



# VANDAL RESISTANT DOOR ENTRY PANELS PRODUCT GUIDE

Grab a up a copy of our '*Vandal Resistant Door Entry Panels Product Guide*' to discover our complete range...

Manufactured in the UK the vandal resistant collection includes our modular VRM, VRW and fully bespoke entry panels.

**CAME** 

[CAME.COM](https://www.came.com)







**CAME** 



**CAME UK - South (Intercoms)**

Liberta House  
Maxted Road  
Maylands Ind. Est.  
Hemel Hempstead  
Herts  
HP2 7DX

**Tel:** 01442 230 800

**CAME UK - North (Automation)**

Unit 1B  
Sills Road  
Willow Farm Business Park  
Castle Donington  
DE74 2US

**Tel:** 0115 921 0430

**CAME Ireland**

Unit 9  
The Westway Centre  
Ballymount  
Dublin 12

**Tel:** +353 (0)1 450 7442



© VESCAT0225 - 2025 - EN  
YOU MAY NOT EVEN PARTIALLY REPRODUCE THIS DOCUMENT  
CAME RESERVES THE RIGHT TO MAKE ANY CHANGES TO THIS DOCUMENT AT ANY TIME.

**CAME S.P.A.**

Via Martiri della Libertà, 15  
31030 Dosson di Casier  
Treviso - ITALY

Came cancelli automatici S.p.A.  
is certified for Quality and Environment  
**UNI EN ISO 9001**  
**UNI EN ISO 14001**  
**BS OHSAS 18001**

**CAME.COM**