

AUTOMATION CATALOGUE

UNITED KINGDOM



Gate automation, garage door automation.
Automatic barriers.

MORE THAN TECH NOL OGY

CAME 
MORE THAN TECHNOLOGY

CAME 

GENERAL INDEX AND LEGEND OF SYMBOLS



New



This operator is tested in conformity with EUROPEAN STANDARDS on impact forces



Gearmotor or operator with ENCODER



The 24 or 36 V DC gearmotors are designed for INTENSIVE DUTY and are guaranteed to work even during power outages. This icon also means that a product is powered by low voltage.



This product is designed to fit the RIO System 2.0-series, 806SS-0040 snap-in card.



The 230 – 400 V AC TRI-PHASE versions are ideal for INDUSTRIAL use as they guarantee greater gearmotor starting thrust



This product features BRUSHLESS technology



This CORDLESS product is battery-powered and wireless



Product compatible with 2-wire connection CXN BUS technology



This WIRELESS product is battery-powered and operates with radio technology



Developed with CONNECT technology for remote digital control via gateway or locally via CAME KEY

2	General index and legend of symbols
4	VISION
5	MISSION
6	We've been speaking about quality living, in all the world's languages, for 50 years
8	Our worldwide network
10	CAME CONNECT
12	ALWAYS CONNECTED
14	CAME E-CADEMY online training
16	We are the quality we want to achieve
18	New Products
26	European Standards
27	Safety



28 SLIDING GATE AUTOMATION

30	SELECTION GUIDE
34	BXV
38	BKV
40	BKX
45	CONTROL BOARD FUNCTIONS



46 SWING GATE AUTOMATION

48	SELECTION GUIDE
54	ATS
58	AXO
60	STYLO
62	FTX
66	FERNI
68	FROG X
70	FROG
74	FROG PLUS
77	CONTROL BOARD FUNCTIONS



78 GARAGE DOOR AUTOMATION

80	SELECTION GUIDE
84	VER PLUS
87	CONTROL BOARD FUNCTIONS



88 AUTOMATIC BARRIERS

90	SELECTION GUIDE
94	GARD LT4
100	GARD GT4
106	GARD PX
110	GARD GT8
116	GARD 12
118	UNIPARK
120	CAT
122	CONTROL BOARD FUNCTIONS



124 CONTROL AND SAFETY ACCESSORIES

126	SELECTION GUIDE
	TRANSMITTERS
136	TTS
138	TOP
	PHOTOCELLS
142	DXR
144	DLX
146	DIR
	FLASHING LIGHTS
148	KLT
150	KRX
	SELECTORS
152	SEL KEY
154	SEL DIGITAL
	RADIO RECEIVERS
158	RBE-RE
	GATEWAYS
162	GATEWAY
	SAFETY
164	EDG
168	RIO SYSTEM 2.0
	ACCESS CONTROL
170	QUICK&EASY ACCESS

174	GENERAL CONDITIONS OF SALE
-----	----------------------------

List Prices shown in this price list are displayed in (£) for UK.
All prices are exclusive of VAT. E&OE.

VISION

VISION

We believe in a world where sustainable technological innovation makes people's lives more comfortable, simple and secure

WMS

WMS

MISSION

To create a global offer of high-quality technological products and solutions for automation, smart homes, access control and security to improve our customers lives and our partners business

CAME 
MORE THAN TECHNOLOGY

WE'VE BEEN SPEAKING ABOUT QUALITY LIVING, IN ALL THE WORLD'S LANGUAGES, FOR OVER 50 YEARS.

MORE THAN
50⁺
YEARS

CAME has catered to people's needs for over 50 years by using technology as a key to a quality life. Every project drives our innovation and focus to make people's lives as comfortable as possible. CAME is a company where skills and experience come into play. Its know how blends functionality and design continuously improving performance.

You are sure that you can rely on professionals to transform our innovations into solutions, to create customised automation proposals integrated with the best connectivity and mobility technologies. CAME and its partners, together, to satisfy its increasingly demanding and heterogeneous customers for their culture and needs, in order to transform living spaces into more intelligent and safe places.

CAME

CAME  BPT

CAME  URBACO

CAME  ÖZAK

CAME  GO

CAME  PARKARE

CAME  KMS

CAME  NEPOS

CAME  ENTROTEC

ALWAYS ONE-STEP-AHEAD

CAME is a market-leading brand that makes integrated automation solutions, video-entry, access control and parking systems for the public and private sectors.

The CAME Group boasts a series of highly specialised companies. Together they cover a large share of their market. The group delivers cutting-edge solutions for the residential, business and urban segments. Whether its home automation or heating control, road barriers and high-security bollards, or automatic doors and sectional industrial doors, CAME Group is a key player.

Today CAME is set on one, distinct corporate vision, which makes the organisation a cutting-edge technological partner.

RESIDENTIAL SOLUTIONS



We have gone on to develop an idea of home automation that is increasingly integrated and connected with people's lives. Today, automation is at the heart of the home, managing entrances and garage doors, controlling blinds and shutters, video entry systems and climate control.



BUSINESS SOLUTIONS



For every public area, we offer the most sophisticated systems for pedestrian and vehicle access control and security, video entry systems and parking solutions. Small and large companies, commercial enterprises, large buildings: CAME-branded automation provide control and safety in both small and large working environments.

URBAN SOLUTIONS



The complexity involved in living spaces and in mobility flows require ever greater protection and security, plus enhanced reactive capacity and greater know-how. Our offer is geared to meet the different automation needs for urban planning and architectural scenarios. CAME solutions are engineered for managing safety and control in large works and for contributing to the planning of urban spaces making them "Safe and Smart", as called for in today's fast-paced, metropolitan centres.



OUR WORLDWIDE NETWORK.

We are a worldwide network.

From the Treviso head office, home to the group's thriving core, we coordinate 11 manufacturing plants and 10 R&D units. We have subsidiaries in 20 countries and, thanks to our commercial partner and distributors, we operate in 118 countries with an integrated and global vision.

We are the technology partner for those projects that require integrated systems for improving the quality of our living space – whether private or public. Our products are made for controlling homes, managing urban venues and workplaces, of any kind, anywhere in the world.

Our Group shares common goals, which go well beyond our respective specialisations: thanks to the synergies that exist among all the divisions and brands, we share a modus operandi that enriches our diversity.

BRANCHES AMERICA

Brazil
Canada
Mexico
Perù
USA

2000

OUR PEOPLE AROUND THE WORLD

CAME HQ

Treviso, Italy

BRANCHES EUROPE

Italy	Poland
Belgium	Portugal
Croatia	Russia
France	Spain
Germany	UK
Ireland	Turkey
Netherlands	

10

R&D CENTRES

20

COUNTRIES WITH DIRECT
BRANCHES

118

COUNTRIES WITH PARTNERS
AND DISTRIBUTORS

11

PRODUCTION PLANTS

Dosson di Casier - Italy
Sesto al Reghena - Italy
Spilimbergo - Italy
Hemel Hempstead - UK
Vedene - France
Barcelona - Spain
Kocaeli - Turkey

BRANCHES ASIA

India
The UAE

480

WORLDWIDE DISTRIBUTORS
AND PARTNERS

CONNECT



INSTALLER

Configuration
Access
Monitoring
Maintenance



ADMINISTRATOR

Users management
Monitoring
Maintenance requests



END USER

Access

CONNECT is the CAME technology that allows the management of operators to improve the quality of life. The operators connected over the Internet offer added value for the user and open up new horizons for the installer's business.

Presented in 2015 and used by thousands of installers worldwide, CONNECT is now even more practical, better performing and more secure.

CAME has chosen to develop internally the technologies necessary to manage data flow and protection. No external agency processes the information, no server is located in remote locations around the world.

An innovative technological heart, to ensure high security and reliability. CAME has invested in research and development with the aim of simplifying the installer's work, improving user experience and offering new digital services.



CONNECT MEANS

All products marked by the new blue icon use **CONNECT** technology. They are designed for local and remote digital control and make all advanced services available through the Internet connection.

INTERNET CONNECTION
via CAME gateways

COMPATIBILITY
with new quick-coupling gateways

CONFIGURATION
and setup from smartphone
with KEY CAME

REMOTE CONTROL
for the user through Apps



CONNECT TO THE INSTALLER'S SERVICE

Connected operators can be managed remotely via PC or smartphone. The CONNECT platform enables automatic programming via QR code of the radio controls, their remote insertion or deletion, without having to be near the operator.

A portal is also available for the management of customers and installed systems and scheduled maintenance, for monitoring the status of devices with receipt of notifications in real time.

CONNECT allows the installer to offer a complete 24/7 service becoming the trusted partner for the customer.



PC PLATFORM
came.com/connect



SMARTPHONE APPS
Connect SetUp



CONNECT TO THE ADMINISTRATOR SERVICE

Essential for the site administrator, building manager or the system owner, the CONNECT platform allows the user to enable the accesses and program the remote controls.

The system administrator can also monitor the operator status and receive notifications in the event of malfunctions, if any.

It can send on-site service requests to the installer or enable remote diagnosis.



PC PLATFORM
came.com/connect



SMARTPHONE APPS
Connect SetUp



CONNECT TO CUSTOMER SERVICE

Through the free Apps that can be installed on any Android or iOS smartphone, the user can control the devices remotely.

The Automation App allows to control all connected operations with a single smartphone, through simple and intuitive commands.

Thanks to the geolocation function, it also allows the user to set the automatic opening and closing, based on a customisable proximity radius.

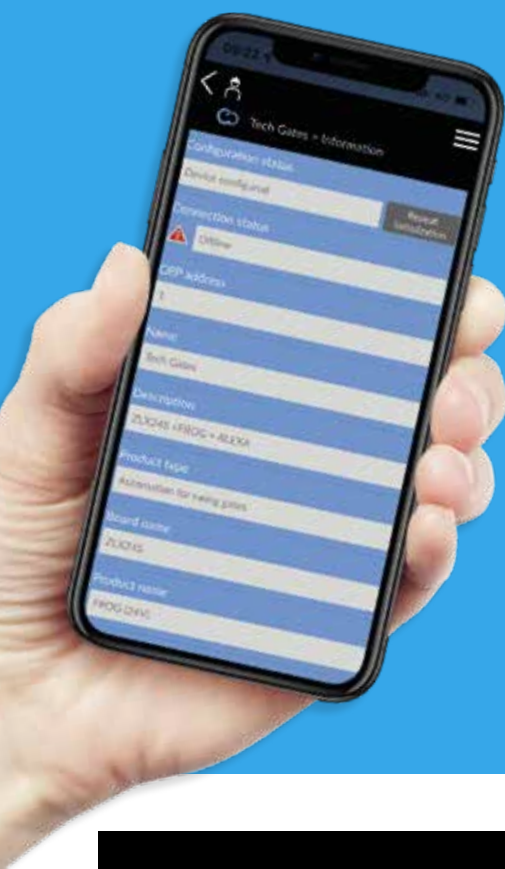


HOW CONNECT WORKS

To enable CONNECT services, each automation must be equipped with a GATEWAY or SLV module for radio connection.

Besides the plug-in GATEWAYS that use Wi-Fi technology, CAME also offers a practical GSM GATEWAY which guarantees the most complete autonomy of operation thanks to the mobile phone connection.





**WOULDN'T IT BE GREAT TO ADD
REMOTE DIAGNOSTICS TO EVERY
ONE OF YOUR INSTALLATIONS?**

**...YOU CAN WITH CAME'S
FREE ALWAYS CONNECTED KITS!**

It is now **FREE** to take advantage
of cloud connectivity and remote
diagnostics via CAME Connect with
every purchase of a qualifying kit...

**...and it only takes 5 minutes
of your time to install!**



THE BEST BIT...

Besides providing an **RGSM connectivity module for free**, our Always Connected kits are supplied with a **pre-installed, pre-activated SIM card** with 480mb of data included, at **no extra cost**.

Once you've wired in the module and activated your account, you can receive remote diagnostics of all of your installations.

INSTANT REMOTE CONNECTIVITY & DIAGNOSTICS

WHAT'S INCLUDED IN YOUR **FREE** CONNECTIVITY PACK:



- » GSM Connectivity Module
- » 3 Year/480Mb SIM - *Activated & Pre-installed*
- » RSE Communication Card
- » GSM Antenna Signal Pack
- » GSM Module Support Card
- » FREE Installer Pen...



3 SIMPLE STEPS TO GET ACTIVATED...

1. Wire the **5 cores** of cable into the control panel. We've pre-wired the cable into the module for you to save you time...
2. Take 1 minute to register your Technician account using the CAME SetUp app on your mobile device
3. Follow the simple instructions to add your device onto the CONNECT platform, and you're **CONNECTED**... *Remote diagnostics in under 5 minutes!*



Installers across the country are already taking advantage of **Always Connected**, you have to ask yourself...



...IT COULDN'T BE EASIER TO GAIN REMOTE CONNECTIVITY

...Am I being left behind?

CAME E-CADEMY

THE ONLINE HOME FOR ALL TRAINING COURSES & CONTENT

CAME E-CADEMY: a new interactive learning centre that allows you to complete training exactly when and where it suits you best. Our dedicated training managers deliver hours of pre-recorded interactive content directly to you online. The self-paced structure aims to enhance your learning experience with various training materials, including videos, online demonstrations, interactive presentations and modular exams, to name just a few.



CAMESAFE

The industry's leading gate and barrier safety courses are back, and back with a difference! It's now even more accessible than ever before to become CAMESAFE accredited.



Updated course content in line with all the evolving legislation.



Self-paced online course - complete the course at a time that suits you.



From the comfort of your own home or office without the need to travel.




In depth gate safety course consisting of hours of material.



Content delivered by the best trainers in the business.



Engaging formats to enhance your learning experience.



CAME CONNECT CERTIFIED INSTALLER

Self-paced, online training created with engaging content designed to enhance your learning experience.

It's never been more important to support your customers remotely... Learn how to remotely manage your automation devices via the CAME Cloud.



FREE Always Connected kit so you can experience all the benefits of CAME CONNECT as you work through the course.



FREE marketing material to help you increase the services you offer and present added value to your customers.



12 hours of content, delivered using engaging formats to enhance your learning experience.



Gain all the knowledge and skills needed to maximise the benefits of CAME Connect.

CAMESAFE
FOR INSTALLERS WHO VALUE SAFETY



TRAINING COURSES.

INVESTING IN YOUR STAFF
BUILDING YOUR BUSINESS

CAME ONLINE TRAINING



FOR INFORMATION AND REGISTRATION:



Visit www.came-academy.online
to register for either course



Call for more information at
0115 921 0430 Monday to Friday
between 9am and 5pm.

Should you have any queries or questions relating to your enrolment, you can email cuk.training@came.com or contact our training department via any of our sales teams in any of our branches.

We will be launching a whole range of online courses, so please keep your eye out for those if you enjoy your first experience.

For those who still wish to experience face-to-face training in our dedicated training facilities, we will be releasing a new range of face-to-face training options in the near future. Watch this space!



**WE ARE THE
QUALITY WE
WANT TO
ACHIEVE.**



CAME's working methodology is based on the continuous improvement of production processes, security and relationships, but a great result can only be achieved with everyone's contribution.

A project involving CAME's women and men and the professionals who rely on our products to offer increasingly reliable and innovative solutions that improve their customers' quality of life.

Quality is our guiding principle: we want to raise all standards of production systems and make quality a widespread and shared value in all company systems.

A process of constant measurement of the results obtained, which encourages the dissemination of positive practices and the replicability of the standards achieved throughout the product design and development cycle.

This scenario brings life to an organisational structure that makes for constant, fruitful and open dialogue among the fundamental areas of the CAME system: R&D - central test lab - production - logistics - service.



A NEW SMART PRODUCTION PROCESS FOR NEW RESULTS.

To the traditional four phases aimed at continuous improvement of production processes, adds a continuous sharing process of the results obtained that aims to spread the positive practices and replicability of the standards achieved.



1.

PLAN

Knowledge of motivations produces sustainable solutions.



2.

DO

The plan is implemented. the process executed. the product created.



3.

CHECK

The actual result of the assumptions is verified. under real conditions.



4.

ACT

The problem has been solved. the improvement is achieved.



SHARE

WE MAKE A CHANGE.

LET'S PUT QUALITY
INTO THE STREAM.



AUTOMATIC BARRIERS

NEW

N

GARD LT4



QUALITY AT THE BEST VALUE

GARD LT4 is the automatic barrier for passages from 2.5 to 4 meters which offers CAME reliability and quality at the best value.

Designed to offer MCBF of 1.5 million cycles, GARD LT4 is tested for intensive use up to 300 cycles/hour.

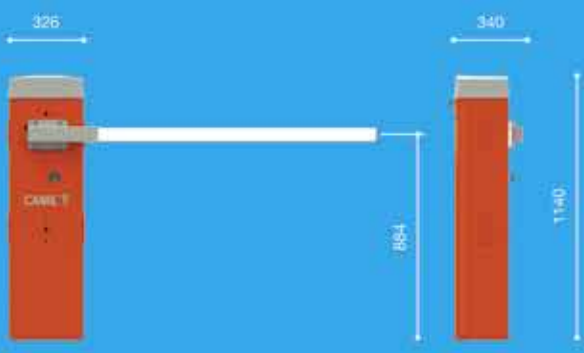
In addition to the 24 V DC motor which guaranties smooth movement of the boom and rapid manoeuvres (up to 2 seconds), GARD LT4 is equipped with ADVANCED SPEED CONTROL, the innovative feature that continuously analyses the forces acting on the boom, ensuring durability and reliability in all climatic conditions.

It is also the ideal solution for contexts in which integration with other CAME systems via CONNECT technology is required, as well as with third-party systems, thanks to compatibility with the MODBUS protocol.

GARD LT4 is equipped with a single spring which makes it easy to balance the boom and can be configured with all CAME control and safety accessories as well as with specific devices such as the folding skirt.

MAIN CHARACTERISTICS

- 4 Models with different finishes including RAL colour on request.
- 2 types of boom, 60 x 40 mm rectangular section and 60 mm diameter round section.
- EASY START UP through a dedicated intermediate plate that allows the installer to easily reverse the opening direction, even after having already installed the barrier, without the need to disassemble the various components.
- ZL392-C control board equipped with configurable inputs, LED strip output, connectors for keyboards or RFID reader, memory roll for saving configurations, and serial ports for managing coupled barriers.
- Battery system for operation in case of power failure.



Emergency batteries



Rectangular boom

Boom with skirt





FLASHING LIGHTS

NEW

KLT




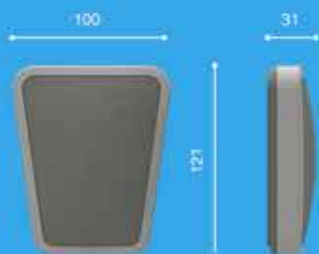
FLASHING LIGHT FOR BARRIERS AND GARAGE DOORS

KLT is the perfect solution for applications on the GARD LT4 automatic barrier.

The simple connection and the possibility of customising colours and flashing type, allow the installer to choose the best signaling configuration for each specific context.

KLT is also the perfect solution for any setting where the application of a slim flashing light with essential lines is required. Installed on a wall or post, KLT is in fact ideal in conjunction with garage door automations, industrial doors or gates.

In addition to the traffic light function, KLT also implements the very useful COURTESY LIGHT function: the user can easily set the time for which the white light remains on after completing the operation.





RADIO TRANSMITTERS

NEW

TOP

N



THE CAME REMOTE CONTROL

TOP is the evolution of the CAME radio control, available in different versions to allow the most complete flexibility and meet all market requirements. Its ergonomic shape and high quality materials guarantee a durable and reliable product in all conditions.

TOP is available with 2 or 4 channels, and with ROLLING CODE or FIXED CODE technology.



LIGHT BLUE TOP - ROLLING CODE 433.92 MHZ

It eliminates the risk of cloning the radio control and allows the installer or system operator to control the users.

4 buttons: TOP44RBN - 806TS-0270



GREEN TOP - ROLLING CODE 433.92 - 868.35 MHZ

Dual frequency technology is the ideal solution for situations where interference with other devices may occur. The TOP radio control can transmit at either 433.92 MHz or 868.35 MHz according to the system specifications.

4 buttons: TOPD4REN - 806TS-0290



BLACK TOP - FIXED CODE 433.92 MHZ

The self-learning function of the fixed code remote allows the TOP code to be duplicated on other CAME radio control models and vice versa.

2 buttons: TOP42FGN - 806TS-0300

4 buttons: TOP44FGN - 806TS-0310



ORANGE TOP - FIXED CODE 433.92 - 868.35 MHZ

It combines the convenience of fixed code technology with the versatility of dual frequency technology.

This version can transmit at either 433.92 MHz or 868.35 MHz according to the system specifications.

4 buttons: TOPD4FRN - 806TS-0330



ACCESSORIES

CXN BUS

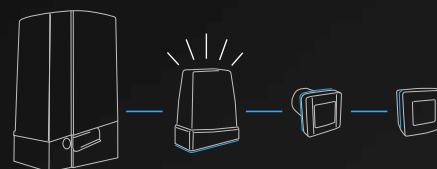
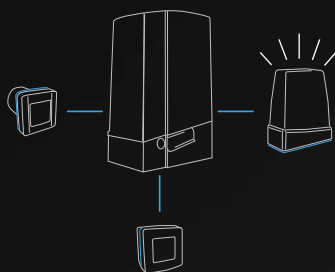
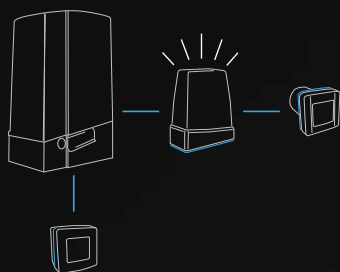
NEW

N

MISTO CONNECTION

STAR CONNECTION

CHAIN CONNECTION



ACCESSORIES WITH CXN BUS CONNECTION

With the CXN line of accessories with BUS technology, installation can be completed more easily and quickly. Each individual accessory can be configured after completing installation and setting the address of each device. It is also possible to obtain a complete diagnosis on each device.

The new control panels for swing gates ZLX24SA, the GARD GT4 and GARD GT8 barriers, and the new BXV PLUS have been developed with CXN BUS technology and therefore allow the connection of both traditional accessories and non-polarised 2-wire accessories.*

KEY SELECTORS

806SL-0070 wall-mounted with cylinder
806SL-0080 recess-mounted with cylinder
806SL-0040 wall-mounted
806SL-0040 recess-mounted

BLUETOOTH SELECTORS

806SL-0340 wall-mounted 15 users
806SL-0350 wall-mounted 50 users
806SL-0360 wall-mounted 250 users

KEYPAD SELECTORS

806SL-0280 wall-mounted
806SL-0290 recess-mounted

TRANSPONDER SELECTORS

806SL-0300 wall-mounted - MANCHESTER
806SL-0310 recess-mounted - MANCHESTER
806SL-0320 wall-mounted - MIFARE
806SL-0330 recess-mounted - MIFARE

DLX SERIES PHOTOCELLS

806TF-0090 recess-mounted
806TF-0100 wall-mounted

DXR SERIES PHOTOCELLS

806TF-0110 wall-mounted

KRX SERIES FLASHING LIGHTS

806LA-0050 RGB light
806LA-0070 RGB light, integrated Gateway

EXPANSION MODULES

806XG-0080 2 inputs + 2 outputs

2-WIRE CXN BUS CONNECTION



RGB FLASHING LIGHT



* ZLX24SA switchboards and the ZBC1 electronic board of BXV PLUS allow the connection of keypads and transponders only in CXN BUS mode.

Safety Standards

BS EN12453-2017:a1-2021 (Formerly EN 12453)



Standards BS EN12453-2017:a1-2021 specify the compliance and safety requirements for automatic closing systems that could come in contact with people.

They define all of the technical solutions for securing users' systems.

THE SYSTEM CAN BE

- **IN PRIVATE AREA (fenced off)**
- **IN A PUBLIC AREA** or bordering with a public area despite being in a private area.

USERS CAN BE

- **TRAINED**

Users are trained when they are instructed on how to use the operator. Trained users typically work operators fitted on private property.

- **UNTRAINED**

THE COMMAND CAN BE

- **NON SELF-LOCKING** (maintained action – man present).

The operator is activated only thanks to automatically resetting buttons or selectors (for example, to activate an operator, you press a button. When the button is released, the operator stops). The operator is in full view of the user.

- **SENDING IMPULSES WITH SYSTEM CONTROL FROM A FIXED STATION.**

The command must be impulse-type and sent from a fixed position from the system can be controlled. The button needn't be self-locking, that is, without automatically resetting button or selector.

- **RADIO-FREQUENCY CONTROL** (sending impulses without control of the system from a fixed station).

Each impulse corresponds to a function (open, close, stop, etc.).

- **AUTOMATIC** (impulses).

Each impulse sent corresponds to a manoeuvre cycle and not to a single function (open, close).



Safety

THE FRAMEWORKS PRESCRIBED BY BS EN12453-2017:a1-2021


THE SYSTEM AND THE USER	THE COMMAND			
	With no self-locking	Sending impulses with system control from a fixed station	Sending impulses with no control of the system from a fixed station (radio control)	Automatic (impulse based)
PRIVATE area TRAINED user	A	C	C	C + D
PRIVATE area UNTRAINED user	C	C	C + D	C + D
PUBLIC area TRAINED user	B	C	C + D	C + D
PUBLIC area UNTRAINED user	-	C + D	C + D	C + D

THE SAFETY DEVICES REQUIRED BY BS EN12453-2017:a1-2021

- A** **Operator present** (with automatically resetting control device).
- B** **Operator present** (with manual resetting of the control device).
- C** **Mechanical and electronic devices, that is, sensitive safety-edges and encoders respectively.**
Check compliance with maximum impact force regulatory standards. These standards are defined in the reference Technical Standards.
- D** **Infrared-beam photocells** for detecting any obstruction in the operator's range of action.



SLIDING GATE AUTOMATION



30	SELECTION GUIDE
34	BXV
38	BKV
42	BKX
45	CONTROL BOARD FUNCTIONS

Selection guide

Sliding gate operators

The table summarises the series and models with their maximum operating limits according to the weight and length of the gate leaf.

Series	Model	Max. weight per leaf (kg) / Max. length per leaf (m)
BXL	801MS-0140	400 / 10
BXV	801MS-0150	400 / 14
BXV	801MS-0160	400 / 14
BXV	801MS-0650	400 / 14
BXV	801MS-0180	600 / 18
BXV	801MS-0190	600 / 18
BXV	801MS-0380	600 / 18
BXV	801MS-0660	600 / 18
BKX	801MS-0600	800 / 20
BKX	801MS-0620	800 / 20
BXV	801MS-0210	800 / 20
BXV	801MS-0230	1000 / 20
BXV	801MS-0250	1000 / 20
BXV	801MS-0390	1000 / 20
BXV	801MS-0670	1000 / 20
*BKV	801MS-0300	1500 / 20
*BKV	801MS-0350	1500 / 20
*BKV	801MS-0520	1500 / 20
*BKV	801MS-0310	2000 / 20
*BKV	801MS-0360	2000 / 20
*BKV	801MS-0320	2500 / 20
*BKV	801MS-0370	2500 / 20
BY-3500T	BY-3500T	3500 / 17

● 230 V AC ● 24 V DC HEAVY DUTY ● 230 – 400 V AC TRI-PHASE

*CONTINUOUS DUTY



SLIDING GATES RIGHT OR LEFT OPENING

All CAME sliding gate automations are designed to be installed on either the right or left side of the gate.



PAIRED OPENING

CAME's range of sliding gates lets you install two counterposed gearmotors.



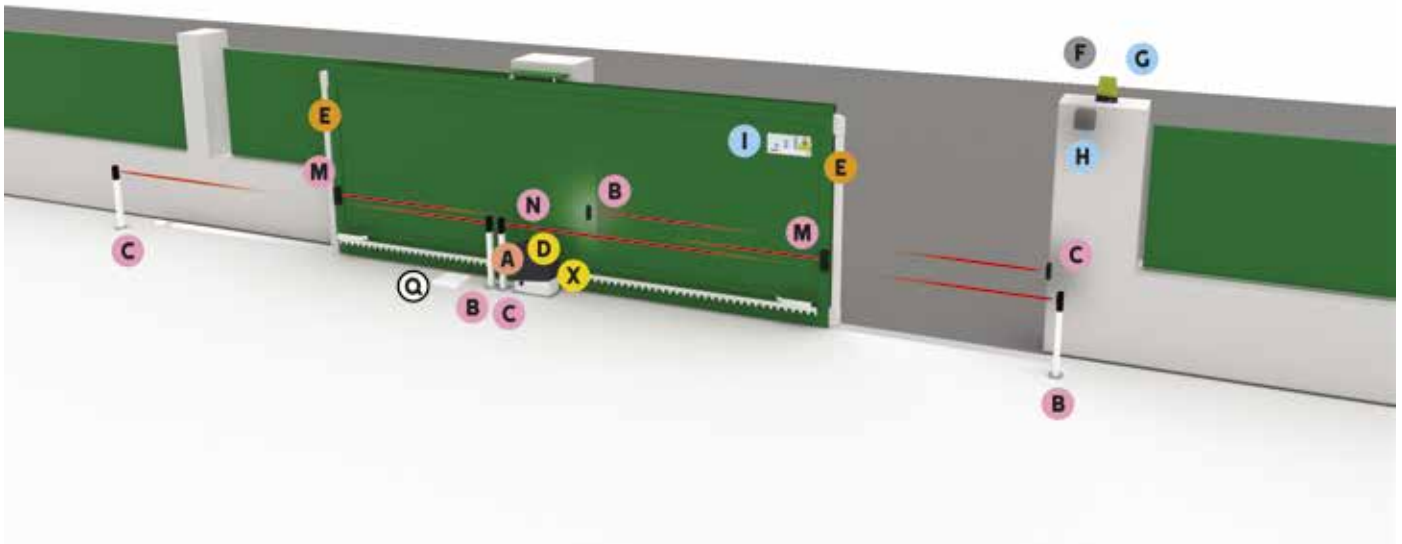
INDUSTRIAL APPLICATION

In industrial facilities, where tractor trailers, 18-wheel trucks and forklifts pass through, it is always advisable to fit double-height, infrared beam photocells, to prevent the gate from closing if one of the vehicles stops at the entry/exit point.

The flashing light for movement signaling.

CAME has always suggested installing the flashing light as an additional safety feature for the automation system. The KRX range, with LED technology, combines energy saving and great reliability with easy installation. KRX can be integrated with all CAME radio systems, is available in various colours, has a built-in radio antenna and each model can be powered from 24V DC to 230V AC.





COMPONENTS

- A** Operator (garmotor with control board)
- B** TX Photocells
- C** RX Photocells
- D** Power outage emergency operation board*
- E** Sensitive safety-edges
- F** Flashing light
- G** Antenna
- H** Control switch
(Key – Code – Card or transponder fob)
- I** Plaque
- M** Cordless TX photocells
- N** RX2 photocells
- Q** Junction box
- X** Radio frequency card

NOTES:

The control panel is integrated in the operator (except: 001BY-3500T)

The radio frequency board can be integrated into the operator.

* Only for 24 V DC operators.

CABLES FOR STANDARD INSTALLATIONS

LENGTH OF CABLE (m)	< 10	from 10 to 20	from 20 to 30
Power supply 230 V AC	3G x 1.5 mm ²	3G x 1.5 mm ²	3G x 2.5 mm ²
Power supply 230 - 400 V AC three phase	4G x 1.5 mm ²	4G x 1.5 mm ²	4G x 2.5 mm ²
Power supply to motor 230 V AC	3G x 1.5 mm ²	3G x 1.5 mm ²	3G x 2.5 mm ²
Power supply to motor 230 - 400 V AC three phase	4G x 1.5 mm ²	4G x 1.5 mm ²	4G x 2.5 mm ²
Power supply to motor 24 or 36 V DC	2G x 1.5 mm ²	2G x 1.5 mm ²	2G x 2.5 mm ²
Limit switch micro-switches	*no. x 0.5 mm ²	*no. x 0.5 mm ²	*no. x 0.5 mm ²
Flashing light 24 V AC - DC	2 x 1 mm ²	2 x 1 mm ²	2 x 1 mm ²
Flashing light 230 V AC	2 x 1.5 mm ²	2 x 1.5 mm ²	2 x 1.5 mm ²
TX Photocells	2 x 0.5 mm ²	2 x 0.5 mm ²	2 x 0.5 mm ²
RX Photocells	4 x 0.5 mm ²	4 x 0.5 mm ²	4 x 0.5 mm ²
Control devices	*no. x 0.5 mm ²	*no. x 0.5 mm ²	*no. x 0.5 mm ²
Antenna	RG58 max 10 m		

*no. = see product mounting instructions - Attention: the cable section is merely indicative as it depends on the motor power and cable length.



TTS

REFINED AND ELEGANT

**DUAL FREQUENCY FIXED
CODE AND ROLLING CODE**

FIND OUT MORE ON PAGE 136

CAME 

[CAME.COM](https://www.came.com)



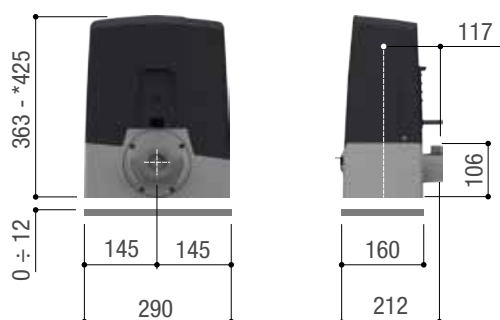
MAXIMUM LEAF WEIGHT	MAXIMUM LEAF LENGTH	USE
UP TO 1000 kg	UP TO 20 m	INTENSIVE USE



Solution for sliding gates at private homes and apartment blocks

- Operator with encoder also in the rapid version.
- Ready for operation in case of power outage.
- Ready for installation of magnetic limit switches and heater.
- Control board with terminal blocks, display and storage for up to 250 users.
- Self-diagnosing safety devices.
- Paired connection via RSE accessory.
- Developed with CONNECT technology for remote digital control via gateway or locally via CAME KEY.

Dimensions (mm)



* 801MS-0160 - 801MS-0190 - 801MS-0250

Battery type

MODEL	BATTERY TYPE (not supplied)	MODEL	BATTERY TYPE (not supplied)
801MS-0150	2 x 12 V – 1.3 Ah	801MS-0250	2 x 12 V – 5 Ah
801MS-0160	2 x 12 V – 5 Ah	801MS-0380	2 x 12 V – 1.3 Ah
801MS-0180	2 x 12 V – 1.3 Ah	801MS-0390	2 x 12 V – 1.3 Ah
801MS-0190	2 x 12 V – 5 Ah	801MS-0650	2 x 12 V – 1.3 Ah
801MS-0210	2 x 12 V – 1.3 Ah	801MS-0660	2 x 12 V – 1.3 Ah
801MS-0230	2 x 12 V – 1.3 Ah	801MS-0670	2 x 12 V – 1.3 Ah

Operational limits

MODELS	801MS-0150	801MS-0180	801MS-0210	801MS-0230	801MS-0160	801MS-0190	801MS-0250	801MS-0650	801MS-0660	801MS-0670
Max. length of leaf (m)	14	18	20	20	14	18	20	14	18	20
Max. weight of leaf (kg)	400	600	800	1000	400	600	1000	400	600	1000
Pinion module	4	4	4	4	4	4	4	4	4	4

Technical characteristics



MODELS	801MS-0150	801MS-0180	801MS-0210	801MS-0230	801MS-0160
Protection rating (IP)	54	54	54	54	54
Power supply (V - 50/60 Hz)	230 AC	230 AC	230 AC	230 AC	230 AC
Power supply to motor (V)	24	24	24	24	24
Max. absorption (A)	7	11	16	16	10
Power (W)	170	270	400	400	240
Manouversing speed (m/min)	12	12	11	11	22
Duty/cycle (%)	HEAVY-DUTY SERVICE	HEAVY-DUTY SERVICE	HEAVY-DUTY SERVICE	HEAVY-DUTY SERVICE	HEAVY-DUTY SERVICE
Cycles/Hour	-	-	-	-	-
Thrust (N)	350	600	800	1000	250
Pinion module	4	4	4	4	4
Operating temperature (°C)	-20 ÷ +55	-20 ÷ +55	-20 ÷ +55	-20 ÷ +55	-20 ÷ +55
Motor's heat protection (°C)	-20 ÷ +70	-20 ÷ +70	-20 ÷ +70	-20 ÷ +70	-20 ÷ +70

Code	Description	List Price
Complete operators with 24 V DC gearmotors, tested in compliance with regulatory standards EN 12453		
801MS-0150 	BXV04AGS - Operator with 24 V motor, featuring a control board with display on-board radio decoding, movement and obstruction detection control for sliding gates weighing up to 400 kg that are up to 14-m long. RAL7024-grey cover.	£501.00
801MS-0180 	BXV06AGS - Operator with 24 V motor, featuring a control board with display, on-board radio decoding, movement and obstruction-detection control for sliding gates weighing up to 600 kg that are up to 18-m long. RAL7024-grey cover.	£602.00
Complete operators with 24 V DC gearmotor		
801MS-0210 	BXV08AGS - Operator with 24 V motor, featuring a control board with display, on-board radio decoding, movement and obstruction detecting device for sliding gates weighing up to 800 kg that are up to 20-m long. RAL7024-grey cover.	£703.00
801MS-0230 	BXV10AGS - Operator with 24 V motor, featuring a control board with display, on-board radio decoding, movement and obstruction detecting device for sliding gates weighing up to 1,000 kg that are up to 20-m long. RAL7024-grey cover.	£762.00
Complete operators with 24 V DC gearmotor - FAST Version		
801MS-0160 	BXV04AGF - Operator with 24 V motor, featuring a control board with display, on-board radio decoding, movement and obstruction detecting device for sliding gates weighing up to 400 kg that are up to 14-m long. RAL7024-grey cover (Rapid version up to 22 m/min.).	£531.00
801MS-0190 	BXV06AGF - Operator with 24 V motor, featuring a control board with display, on-board radio decoding, movement and obstruction detecting device for sliding gates weighing up to 600 kg that are up to 18-m long. RAL7024-grey cover (Rapid version up to 20 m/min.).	£658.00
801MS-0250 	BXV10AGF - Operator with 24 V motor, featuring a control board with display, on-board radio decoding, movement and obstruction detecting device for sliding gates weighing up to 1,000 kg that are up to 20-m long. RAL7024-grey cover (Rapid version up to 20 m/min.).	£851.00
Complete automations with 24 V DC gearmotor, tested according to EN 12453 standards - PLUS Version		
801MS-0650 	BXV04AGM - Operator with 24 V motor, featuring a control board with graphic display, Adaptive Speed & Torque Technology, CXN BUS, B1-B2 contact output, on-board radio decoding, movement management and obstacle detection for gates weighing up to 400 kg that are up to 14-m long. RAL7024-grey cover.	£631.00
801MS-0660 	BXV06AGM - Operator with 24 V motor, featuring a control board with graphic display, Adaptive Speed & Torque Technology, CXN BUS, B1-B2 contact output, on-board radio decoding, movement management and obstacle detection for gates weighing up to 600 kg that are up to 18-m long. RAL7024-grey cover.	£737.00
Complete operators with 24 V DC gearmotor - PLUS Version		
801MS-0670 	BXV10AGM - Operator with 24 V motor, featuring a control board with graphic display, Adaptive Speed & Torque Technology, CXN BUS, B1-B2 contact output, on-board radio decoding, movement management and obstacle detection for gates weighing up to 1000 kg that are up to 20-m long. RAL7024-grey cover.	£981.00

Technical characteristics

MODELS	801MS-0190	801MS-0250	801MS-0650	801MS-0660	801MS-0670
Protection rating (IP)	54	54	54	54	54
Power supply (V - 50/60 Hz)	230 AC	230 AC	230 AC	230 AC	230 AC
Power supply to motor (V)	24	24	24	24	24
Max. absorption (A)	10	16	7	11	16
Power (W)	240	360	170	270	400
Manouversing speed (m/min)	20	20	12	12	11
Duty/cycle (%)	HEAVY-DUTY SERVICE	HEAVY-DUTY SERVICE	-	-	-
Cycles/Hour	-	-	CONTINUOUS SERVICE	CONTINUOUS SERVICE	CONTINUOUS SERVICE
Thrust (N)	330	450	350	600	1000
Pinion module	4	4	4	4	4
Reduction ratio (i)	-	-	50	50	40
Operating temperature (°C)	-20 ÷ +55	-20 ÷ +55	-20 ÷ +55	-20 ÷ +55	-20 ÷ +55
Motor's heat protection (°C)	-20 ÷ +70	-20 ÷ +70	-20 ÷ +70	-20 ÷ +70	-20 ÷ +70

THE COMPLETE RANGE

Code	Description	List Price
CXN BUS interface for PLUS version automations		
806XG-0080 	BUS expansion module with 2 inputs and 2 outputs. Inputs can be configured in NO, NC or resistive mode (8K2), a warning light output and a relay output.	£47.00
Accessories		
001 RSDN001	Pull-cord release device for operators.	£15.30
001 RSDN002	Magnetic limit-switch system for operators working in critical climatic conditions.	£103.00
001 RSDN003	Heating system for operators installed in cold areas.	£178.00
001 RGP1	Green Power module to disconnect the transformer for energy saving while the operator is not in use.	£59.10
001 R700	Control board for decoding and access-control management via transponder selector.	£50.40
001 R800	Control board for decoding and access-control management via keypad selectors.	£27.00
002 RSE	Interface card for controlling two operators or for enabling the Came Remote Protocol.	£28.10
Accessories for: 001RSDN001		
001 H3000	Case for remote release with customised key, plus pull-cord handle and control button. Cord length L = 5 m.	£114.00
Accessories		
002 RLB 	Circuit board for emergency operation and battery charging.	£81.90
Racks		
009 CGZ	Module 4 rack made of 22 x 22 mm galvanised steel.	£23.50
009 CGZP	Module 4 rack made of 10 x 10 mm PA6 nylon and steel-core fibre glass for sliding gates measuring up to 600 kg, plus fastening brace.	£22.30
009 CGZS	Module 4 rack made of 30 x 8 mm galvanised steel with fastening holes and distancers.	£25.80



WE CONNECT, YOU CONTROL.

The Cloud connection overhauls the way we process information. This technology revolutionises lifestyles by ensuring comfort and security.

We have put all our CAME Connect products online. In this way we can control them from any smartphone or tablet.

Download the CAME AUTOMATION APP from Google Play or the APP Store.



EASY RELEASE!

In emergencies or during power outages, the key-activated release is quick to get to and easy to use.

A convenient handle lets you release the gearmotor to manually open the gate.



SEL BT

**BLUETOOTH SWITCHES FOR
REMOTE CONTROL**

FIND OUT MORE ON PAGE 154

CAME 

[CAME.COM](https://www.came.com)



MAXIMUM LEAF WEIGHT	MAXIMUM LEAF LENGTH	USE
UP TO 2500 kg	20 m	CONTINUOUS OPERATION



Solution for large sliding gates

- "Adaptive Speed and Torque Technology" to ensure a lasting, constant and smooth speed during movement.
- Control board with terminal blocks, graphic display and storage for up to 250 users.
- Four safety inputs which can be configured to directly manage the (8k2Ω) resistive sensitive safety-edges.
- User-friendly release lever for manually opening the gate.
- Set up to fit the 806SA-0120 clock control board for managing up to eight settings for opening and closing manoeuvres.
- Protection rating against weathering agents (IP54).
- Ready for installation of magnetic limit switches (001RSDN002).
- Developed with CONNECT technology for remote digital control via gateway or locally via CAME KEY.

Dimensions (mm)







Operational limits

MODELS	801MS-0350	801MS-0360	801MS-0370	801MS-0520
Max. length of leaf (m)	20	20	20	20
Max. weight of leaf (kg)	1500	2000	2500	1500
Pinion module	4	4	6	4

Technical characteristics

MODELS	801MS-0350	801MS-0360	801MS-0370	801MS-0520
Protection rating (IP)	54	54	54	54
Power supply (V - 50/60 Hz)	230 AC	230 AC	230 AC	230 AC
Power supply to motor (V)	36	36	36	36
Absorption (A)	8	9	10	10
Max. absorption (A)	20	20	20	20
Power (W)	200	250	300	300
Manoeuvring speed (m/min)	12	12	12	12
Cycles/Hour	CONTINUOUS SERVICE	CONTINUOUS SERVICE	CONTINUOUS SERVICE	CONTINUOUS SERVICE
Thrust (N)	800	900	1000	650
Pinion module	4	4	6	4
Reduction ratio (i)	40	40	40	17,5
Operating temperature (°C)	-20 ÷ +55	-20 ÷ +55	-20 ÷ +55	-20 ÷ +55
Motor's heat protection (°C)	-20 ÷ +70	-20 ÷ +70	-20 ÷ +70	-

Code	Description	List Price
Complete operators with 36 V DC gearmotor - PLUS Version		
801MS-0350 	BKV15AGE - Plus version operator with 36 V motor, featuring a control board with graphic display, Adaptive Speed & Torque Technology, 4 safety inputs, magnetic limit switches and clock accessory included for sliding gates weighing up to 1500 kg that are up to 25-m long.	£1,094.00
801MS-0360 	BKV20AGE - Plus version operator with 36 V motor, featuring a control board with graphic display, Adaptive Speed & Torque Technology, 4 safety inputs, magnetic limit switches and clock accessory included for sliding gates weighing up to 2000 kg that are up to 25-m long.	£1,172.00
801MS-0370 	BKV25AGE - Plus version operator with 36 V motor, featuring a control board with graphic display, Adaptive Speed & Torque Technology, 4 safety inputs, module 6 pinion, magnetic limit switches and clock accessory included for sliding gates weighing up to 2500 kg that are up to 25-m long.	£1,296.00
Complete operators with 36 V DC gearmotor - REVERSIBLE Version		
801MS-0520 	BKV15AGR - High performance operator with 36 V reversible motor, featuring a control board with graphic display, Adaptive Speed & Torque Technology, 4 safety inputs, movement and obstruction detecting device for gates weighing up to 1500 kg that are up to 20-m long. RAL 7040 grey cover.	£1,115.00



SMOOTH MOVEMENT AND SWIFTNESS IN ANY CONDITIONS

The new BKV series is designed to meet the highest standards in terms of performance at any latitude and in any climate. BKV motors feature state-of-the-art ADAPTIVE TORQUE AND SPEED TECHNOLOGY, that is, an integrated obstruction-detection software that, moment by moment, handles the current absorbed by the geared motor, to ensure the movement is super smooth, while keeping the speed constant according the installation parameters.

THE COMPLETE RANGE

Code	Description	List Price
Accessories		
806SA-0090	Circuit board for emergency operation and battery charging.	£92.30
Accessories		
801XC-0120	Chain drive device.	£208.00
801XC-0130	Adapter plate for first-series BK operators.	£88.90
001 R001	Lock cylinder with DIN key.	£23.50
009 CCT	Simple 1/2" chain.	£20.80
009 CGIU	Joint for 1/2" chain.	£3.10
001 RGP1	Green Power module to disconnect the transformer for energy saving while the operator is not in use.	£59.10
001 R700	Control board for decoding and access-control management via transponder selector.	£50.40
001 R800	Control board for decoding and access-control management via keypad selectors.	£27.00
002 RSE	Interface card for controlling two operators or for enabling the Came Remote Protocol.	£28.10
806SA-0120	Control card for timer function-control with possibility to set daily/weekly opening and closing manoeuvres.	£27.10
001 RSDN002	Magnetic limit-switch system for operators working in critical climatic conditions.	£103.00
Racks		
009 CGZ	Module 4 rack made of 22 x 22 mm galvanised steel.	£23.50
009 CGZS	Module 4 rack made of 30 x 8 mm galvanised steel with fastening holes and distancers.	£25.80
009 CGZ6	Galvanised rack module 6 in 30 x 30 laminated steel.	£51.60





ATS

**THE UNIVERSAL
TELESCOPIC MOTOR FOR
SWING GATES**

FIND OUT MORE ON PAGE 54

CAME 

[CAME.COM](https://www.came.com)


MAXIMUM LEAF WEIGHT	MAXIMUM LEAF LENGTH	USE
UP TO 1200 kg	UP TO 20 m	UP TO 22 CYCLES/HOUR



Brushless solution for residential and industrial sliding gates

- Fast Brushless automation.
- "Adaptive Speed and Torque Technology" to ensure a lasting, constant and smooth speed during movement.
- Control board with terminal blocks, graphic display and storage for up to 1000 users.
- Board equipped with CXN BUS connectors.
- Four safety inputs which can be configured to directly manage the (8k2Ω) resistive sensitive safety-edges.
- User-friendly release lever for manually opening the gate.
- Integrated clock card for management of up to 8 opening and closing operations programs.
- Protection rating against weathering agents (IP54).
- Ready for installation of magnetic limit switches (001RSDN002).
- Developed with CONNECT technology for remote digital control via gateway or locally via CAME KEY.

Dimensions (mm)



**COMING
2024**

Operational limits

MODELS	801MS-0600	801MS-0610
Max. length of leaf (m)	20	20
Max. weight of leaf (kg)	800	1200

Technical characteristics

MODELS	801MS-0600	801MS-0610
Protection rating (IP)	54	54
Power supply (V - 50/60 Hz)	230 AC	230 AC
Power supply to motor (V)	24	24
Power (W)	230	270
Maneuvering speed (m/min)	24	20
Thrust (N)	800	800
Operating temperature (°C)	-20 ÷ +55	-20 ÷ +55
Motor's heat protection (°C)	-20 ÷ +70	-20 ÷ +70

Code	Description	List Price
Complete automations with 24 V DC brushless operator		
801MS-0600 	BKX08AGF - Automation with 24 V Brushless motor with speed up to 24 m/min, Adaptive Speed & Torque Technology, equipped with control board with graphic display, CAME Key ready, CXN BUS, B1 and B2 output, on-board radio decoding, movement management and obstacle detection for gates up to 800 kg and 20 m length. RAL7024-grey cover.	POA
801MS-0610 	BKX12AGF - Automation with 24 V Brushless motor, Adaptive Speed & Torque Technology, equipped with control board with graphic display, CAME Key ready, CXN BUS, B1 and B2 second radio channel output, magnetic limit switch, on-board radio decoding, movement management and obstacle detection for gates up to 1200 kg and 20 m length. RAL7024-grey cover.	POA
Accessories		
801XC-0220	Pull-cord release device for operators.	POA
001 H3000	Case for remote release with customised key, plus pull-cord handle and control button. Cord length L = 5 m.	£114.00
002 RSE	Interface card for controlling two operators or for enabling the Came Remote Protocol.	£28.10
001 RSDN003	Heating system for operators installed in cold areas.	£178.00
806XG-0080 	BUS expansion module with 2 inputs and 2 outputs. Inputs can be configured in NO, NC or resistive mode (8K2), a warning light output and a relay output.	£47.00
Racks		
009 CGZ	Module 4 rack made of 22 x 22 mm galvanised steel.	£23.50
009 CGZS	Module 4 rack made of 30 x 8 mm galvanised steel with fastening holes and distancers.	£25.80
009 CGZP	Module 4 rack made of 10 x 10 mm PA6 nylon and steel-core fibre glass for sliding gates measuring up to 600 kg, plus fastening brace.	£22.30



BKX pricing available 2023.




The ones in bold type are important for choosing which operator to install and should be assessed from the start.

● 230 V AC ● 24 - 36 V DC

** Encoder version only

SWING GATE AUTOMATION



48	SELECTION GUIDE
54	ATS
58	AXO
60	STYLO
62	FTX
66	FERNI
68	FROG X
70	FROG
74	FROG PLUS
77	CONTROL BOARD FUNCTIONS

Selection guide

Swing gate operators

The table summarises the series and models with their maximum operating limits only according to the width of the gate leaf.

Series	Model	Max. width of leaf (m)	Max. C-distance (mm)
FROG	FROG-AV	1.3	-
STYLO	STYLO-RME	1.8	180 (200 with item 001STYLO-BD)
STYLO	STYLO-ME	1.8	180 (200 with item 001STYLO-BD)
FTL	801MB-0080	2	150 (300 with item 801XC-0070)
FTL - FTX	801MB-0050	2	150 (300 with item 801XC-0070)
FTX	801MB-0140	2	150 (300 with item 801XC-0070)
FTX	801MB-0130	2	150 (300 with item 801XC-0070)
FTX	801MB-0150	2	150 (300 with item 801XC-0070)
FTX	801MB-0160	2	50 (300 with item 801XC-0070)
ATS	801MP-0050	3	200
ATS	801MP-0070	3	200
ATS	801MP-0090	3	200
ATS	801MP-0110	3	200
AXO	AX302304	3	70
AXO	AX312304	3	70
AXO	AX3024	3	70
FROG	FROG-A	3.5	-
FROG	FROG-AE	3.5	-
FROG	FROG-A24	3.5	-
FROG	FROG-A24E	3.5	-
FROG	FROG-X	4	-
AXO	AX402306	4	70
AXO	AX412306	4	70
FERNI	FE40230	4	380
FERNI	FE40230V	4	380
FERNI	FE4024	4	380
FERNI	FE4024V	4	380
ATS	801MP-0060	5	200
ATS	801MP-0100	5	200
ATS	801MP-0080	5	200
AXO	AX5024	5	150
FROG PLUS	FROG-PM4	5.5	-
AXO	AX71230	7	150
FROG PLUS	FROG-PM6	7	-
SUPER FROG	FROG-MD - FROG-MS	8	-

● 24 V DC HEAVY DUTY ● 230 – 400 V AC TRI-PHASE



SWING GATES BELOW-GROUND OPERATOR

It is practically invisible and does not change the gate's aesthetics.

It does not limit the net clearance width.

CAME 



SWING GATES SURFACE OPERATOR

Simple installation with no setting up.

It is by far the most popular among swing gates.



SWING GATES HINGED-ARM GEARMOTORS

When the traditional surface-fitted gearmotor cannot be installed due to space limitations, the folding drive arm solves the issue.



MAXIMUM C-DISTANCE ON SWING GATES

This is the distance from the hinge to the back of the post.

The limits to this measurement allow you to pick the most suitable operator for any gate.

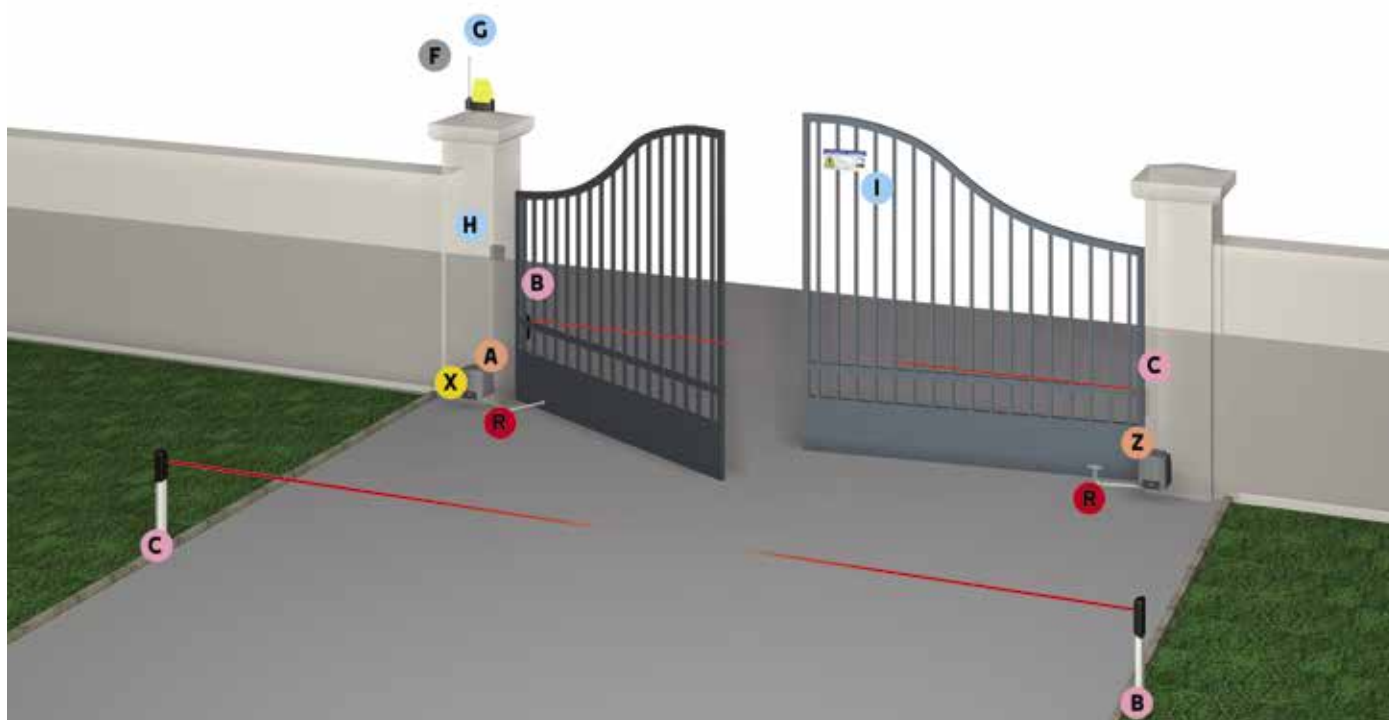
The flashing light for movement signaling.

CAME has always suggested installing the flashing light as an additional safety feature for the automation system.

The KRX range, with LED technology, combines energy saving and great reliability with easy installation. KRX can be integrated with all CAME radio systems, is available in various colours, has a built-in radio antenna and each model can be powered from 24 V DC to 230 V AC.



SWING GATE WITH ARTICULATED ARM



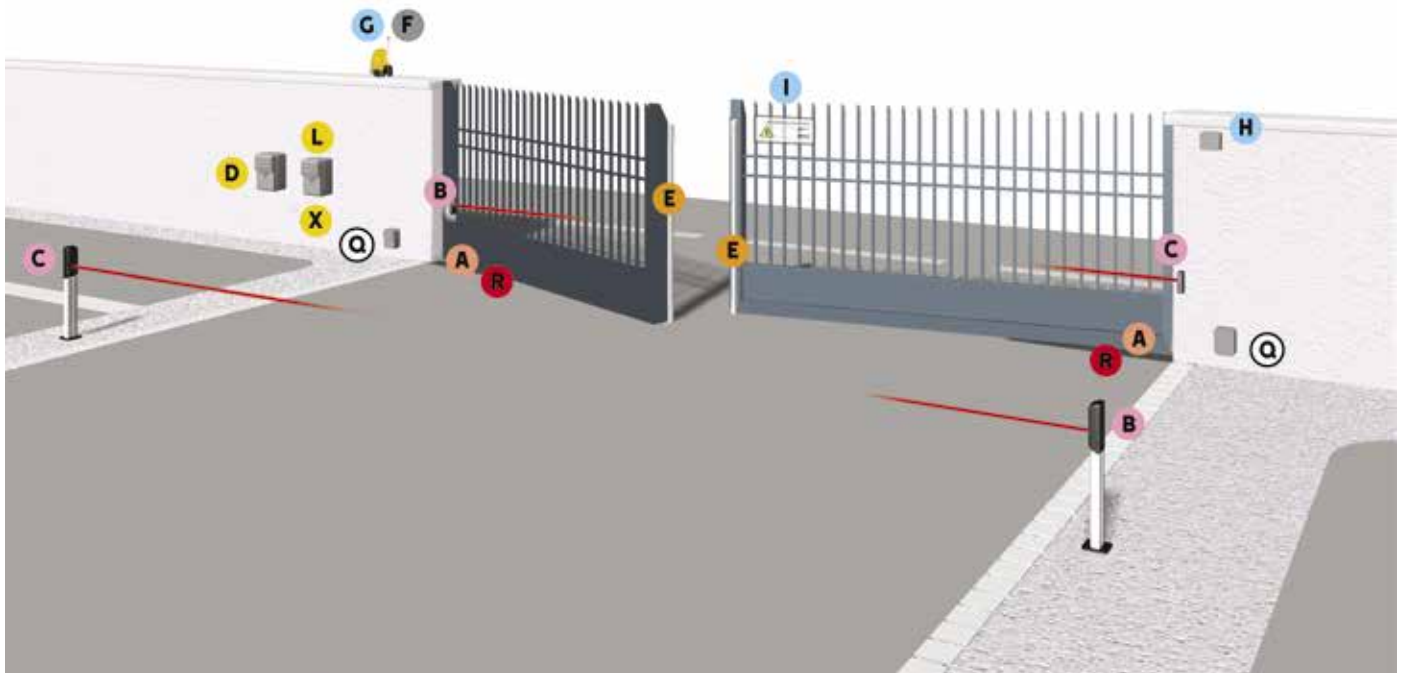
COMPONENTS

- A** Operator (garmotor with control board)
- Z** Gearmotor
- B** TX Photocells
- C** RX Photocells
- F** Flashing light
- G** Antenna
- H** Control switch
- (Key – Code – Card or transponder fob)
- I** Plaque
- R** Drive levers
- X** Radio frequency card

CABLES FOR STANDARD INSTALLATIONS

LENGTH OF CABLE (m)	< 10	from 10 to 20	from 20 to 30
Power supply 230 V AC	3G x 1.5 mm ²	3G x 1.5 mm ²	3G x 2.5 mm ²
Power supply to motor 230 V AC	4G x 1.5 mm ²	4G x 1.5 mm ²	4G x 2.5 mm ²
Power supply to motor 24 or 36 V DC	3G x 1.5 mm ²	3G x 1.5 mm ²	3G x 2.5 mm ²
Limit switch micro-switches	4G x 1.5 mm ²	4G x 1.5 mm ²	4G x 2.5 mm ²
Flashing light 24 V AC - DC	2G x 1.5 mm ²	2G x 1.5 mm ²	2G x 2.5 mm ²
Flashing light 230 V AC	*no. x 0.5 mm ²	*no. x 0.5 mm ²	*no. x 0.5 mm ²
TX Photocells	2 x 1 mm ²	2 x 1 mm ²	2 x 1 mm ²
RX Photocells	2 x 1.5 mm ²	2 x 1.5 mm ²	2 x 1.5 mm ²
Electric Lock 12 V DC	2 x 0.5 mm ²	2 x 0.5 mm ²	2 x 0.5 mm ²
Electric Lock 24 V DC	4 x 0.5 mm ²	4 x 0.5 mm ²	4 x 0.5 mm ²
Control devices	*no. x 0.5 mm ²	*no. x 0.5 mm ²	*no. x 0.5 mm ²
Antenna	RG58 max 10 m		

*no. = see product mounting instructions - Attention: the cable section is merely indicative as it depends on the motor power and cable length.



COMPONENTS

- A** Gearmotors
- B** TX Photocells
- C** RX Photocells
- D** Control card for operating during power outages
- E** Sensitive safety-edges
- F** Flashing light
- G** Antenna
- H** Control switch
- (Key – Code – Card or transponder fob)
- I** Plaque
- L** Control panel
- Q** Junction box (only for the Frog series)
- R** Drive levers
- X** Radio frequency card

CABLES FOR STANDARD INSTALLATIONS

LENGTH OF CABLE (m)	< 10	from 10 to 20	from 20 to 30
Power supply 230 V AC	3G x 1.5 mm ²	3G x 1.5 mm ²	3G x 2.5 mm ²
Power supply 230 - 400 V AC three phase	4G x 1.5 mm ²	4G x 1.5 mm ²	4G x 2.5 mm ²
Power supply to motor 230 V AC	3G x 1.5 mm ²	3G x 1.5 mm ²	3G x 2.5 mm ²
Power supply to motor 230 - 400 V AC three phase	4G x 1.5 mm ²	4G x 1.5 mm ²	4G x 2.5 mm ²
Power supply to motor 24 or 36 V DC	2G x 1.5 mm ²	2G x 1.5 mm ²	2G x 2.5 mm ²
Limit switch micro-switches	*no. x 0.5 mm ²	*no. x 0.5 mm ²	*no. x 0.5 mm ²
Flashing light 24 V AC - DC	2 x 1 mm ²	2 x 1 mm ²	2 x 1 mm ²
Flashing light 230 V AC	2 x 1.5 mm ²	2 x 1.5 mm ²	2 x 1.5 mm ²
TX Photocells	2 x 0.5 mm ²	2 x 0.5 mm ²	2 x 0.5 mm ²
RX Photocells	4 x 0.5 mm ²	4 x 0.5 mm ²	4 x 0.5 mm ²
Electric Lock 12 V DC	2 x 1 mm ²	2 x 1 mm ²	2 x 1.5 mm ²
Electric Lock 24 V DC	2 x 1 mm ²	2 x 1 mm ²	2 x 1 mm ²
Control devices	*no. x 0.5 mm ²	*no. x 0.5 mm ²	*no. x 0.5 mm ²
Antenna	RG58 max 10 m		

*no. = see product mounting instructions - Attention: the cable section is merely indicative as it depends on the motor power and cable length.

CONTROL PANELS

ZLX24

ZLX24SA

The most complete and high-performance version, with graphic display and protective cover.



THE UNIVERSAL 24V CONTROL PANEL FOR SWING GATES

CONNECT TECHNOLOGY

for digital automation management, both locally and remotely.

COMPATIBLE WITH ALEXA

for voice-controlled automation management when using CAME Connect.

ADVANCED ELECTRONIC FUNCTIONS

to simplify configuration operations, even from smartphones.

ADAPTIVE SPEED AND TORQUE CONTROL

for maximum efficiency in all weather conditions.

VIRTUAL ENCODER AND INTELLIGENT MOTION CONTROL

for obstacle detection and deceleration management.

COMPATIBLE WITH CXN BUS SYSTEMS


for faster and more convenient wiring using a non-polarised 2-wire system.

COMPATIBLE WITH THE WIRELESS RIO SYSTEM 2.0

for connecting accessories without wiring.

EASY INSTALLATION

The control panel is mounted on a pivoting and removable base so that, when installing the box on the wall, it is possible to arrange the cables freely. The possibility of detaching the control panel from the box facilitates the wiring work and all the space under the board remains available for cable routing. In addition, the plastic box is equipped with a DIN BAR fixing system for even more practical and faster installation.



COMPATIBLE 24V FIXED-ARM MOTORS

ATS



801MP-0070
801MP-0080
801MP-0110

ATI



001A3024N
001A5024N

COMPATIBLE 24V ARTICULATED ARM MOTORS

FTX



801MB-0050

FAST 70



001FA7024
801MB-0100

UNDERGROUND 24V MOTORS

FROG



001FROG-A24
01FROG-A24E

AXO



001AX3024
001AX5024

AXI



801MP-0030
801MP-0040

FERNI



001FE4024
001FE4024V

STYLO



001STYLO-ME
001STYLO-RME

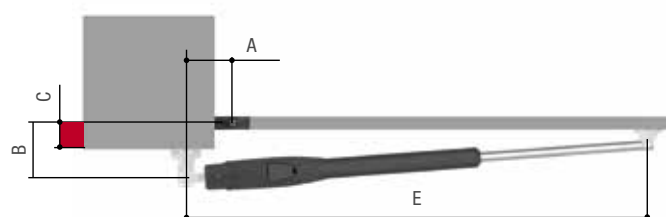
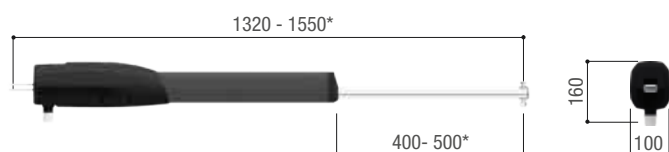
MAXIMUM LEAF LENGTH	MAXIMUM LEAF WEIGHT	USE	C MAX.
UP TO 5 m	UP TO 800 kg	CONTINUOUS OPERATION	200 mm

Solution for applying in private homes and apartment buildings, on posts with C Max. up to 200 mm.



- Designed for applications with C Max. up to 200 mm.
- Sturdy and durable with die-cast aluminium supporting structure.
- Reducer with bevel gear for greater fluidity of movement.
- Release system, with the possibility of remote control.
- Developed with CONNECT technology for remote digital control via gateway or locally via CAME KEY.

Dimensions (mm)



*801MP-0060 · 801MP-0080

Operational limits

MODELS	801MP-0050 · 801MP-0070 · 801MP-0110		
Max. length of leaf (m)	3	2,5	2
Max. weight of leaf (kg)	400	600	800
Max. leaf opening (°)	120		

MODELS	801MP-0060 · 801MP-0080 · 801MP-0100				
Max. length of leaf (m)	5	4	3	2,5	2
Max. weight of leaf (kg)	400	500	600	800	1000
Max. leaf opening (°)	120				

Application dimensions (mm)







ARTICULATED ARM	801MP-0050 · 801MP-0070 · 801MP-0110		
LEAF OPENING (°)	A	B	C Max.
90	130	130	50
90	150	220	150
90	120	270	200
120	180	130	50

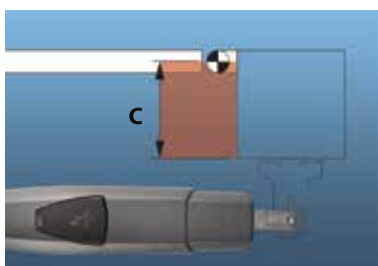
ARTICULATED ARM	801MP-0060 · 801MP-0080 · 801MP-0100		
LEAF OPENING (°)	A	B	C Max.
90	200	200	150
90	200	270	200
120	200	140	70

Technical characteristics

MODELS	801MP-0050	801MP-0060	801MP-0100	801MP-0070	801MP-0080	801MP-0110
Protection rating (IP)	54	54	54	54	54	54
Power supply to motor (V)	230 AC	230 AC	230 AC	24 DC	24 DC	24 DC
Absorption (A)	1	1	1	8 MAX	8 MAX	8 MAX
Power (W)	250	250	250	80	80	80
Manoeuvring time at 90° (s)	15	20	20	15 ÷ 30	15 ÷ 30	15 ÷ 30
Cycles/Hour	20	20	20	CONTINUOUS SERVICE	CONTINUOUS SERVICE	CONTINUOUS SERVICE
Thrust (N)	400 ÷ 3000	400 ÷ 3000	400 ÷ 3000	400 ÷ 3000	400 ÷ 3000	400 ÷ 3000
Operating temperature (°C)	-20 ÷ +55	-20 ÷ +55	-20 ÷ +55	-20 ÷ +55	-20 ÷ +55	-20 ÷ +55
Motor's heat protection (°C)	150	150	150	-	-	-

● 230 V AC ● 24 V DC

Code	Description	List Price
230 V AC Gearmotors		
801MP-0050	ATS30AGS - Irreversible telescopic 230 V gearmotor for swing gates with C Max. 200 mm with up to 3 m leaves that weighs up to 400 kg. RAL7024-grey colour.	£338.00
801MP-0060	ATS50AGS - Irreversible telescopic 230 V gearmotor for swing gates with C Max. 200 mm with up to 5 m leaves that weighs up to 400 kg. RAL7024 grey colour.	£349.00
801MP-0100	ATS50AGR - Irreversible telescopic 230 V gearmotor for swing gates with C Max. 200 mm, ready for remote release, with up to 5 m leaves that weighs up to 400 kg. RAL7024-grey colour.	£422.00
Control panels for 230 V AC gearmotors		
002ZA3P	Multifunction control panel for two-leaved swing gates, with limit-switch control and slow-down speed adjusting.	£186.00
002ZM3E 	Multifunction control panel for swing gates with two leaves, graphic programming and alerts display, plus self-diagnosing safety devices and on-board radio decoding.	£303.00
24 V DC gearmotors		
801MP-0070 	ATS30DGS - Irreversible telescopic 24 V gearmotor with encoder for swing gates with C Max. 200 mm with up to 3 m leaves that weighs up to 400 kg. RAL7024-grey colour.	£353.00
801MP-0080 	ATS50DGS - Irreversible telescopic 24 V gearmotor with encoder for swing gates with C Max. 200 mm with up to 5 m leaves that weighs up to 400 kg. RAL7024-grey colour.	£399.00
801MP-0110 	ATS30DGR - Irreversible telescopic 24 V gearmotor with encoder for swing gates with C Max. 200 mm, ready for remote release, with up to 3 m leaves that weighs up to 400 kg. RAL7024-grey colour.	£422.00
Control panels for 24 V gearmotors, tested in compliance with regulatory standards EN 12453		
801QA-0060 	ZLX24SA - Multifunctional control panel, with 230 V AC power supply, for 24 V double-leaf gates, with programming and graphical signaling display, self-diagnosis of safety devices, Adaptive Speed & Torque Technology, CXN BUS, 4 safety inputs and storage for up to 1000 users.	£359.00
002ZL65 	Control panel for one or two-leaf swing gates, with programming display, self-diagnosing safety devices and on-board radio decoding.	£268.00



C MAX UP TO 200 MM

ATS is the universal solution, ideal for both small or large residential settings. It is a very versatile operator and thanks to the telescopic extension it is able to adapt perfectly to posts of different depths.



EASY MANUAL RELEASE

In case of need it is possible to unlock the motor to open or close the gate leaf manually. A single gesture is sufficient to unlock ATS. The pin to be operated is protected by a flap that simply opens with a finger. The new tri-lobed key also has a completely new design, for greater ergonomics.

THE COMPLETE RANGE

Code	Description	List Price
Accessories for: 801MP-0090 - 801MP-0100 - 801MP-0110		
001 H3000	Case for remote release with customised key, plus pull-cord handle and control button. Cord length L = 5 m.	£114.00
Accessori per: 002ZL65 - 801QA-0060		
002 RLB	Circuit board for emergency operation and battery charging.	£81.90
CXN BUS interface for: 801QA-0060		
806XG-0080	BUS expansion module with 2 inputs and 2 outputs. Inputs can be configured in NO, NC or resistive mode (8K2), a warning light output and a relay output.	£47.00
Accessories		
001 LOCK81	Single cylinder electric lock.	£151.00
001 LOCK82	Double cylinder electric lock.	£153.00



This image shows a blank sheet of white paper with horizontal ruling lines. The lines are evenly spaced and run across the width of the page. There are no margins, text, or other markings on the paper.

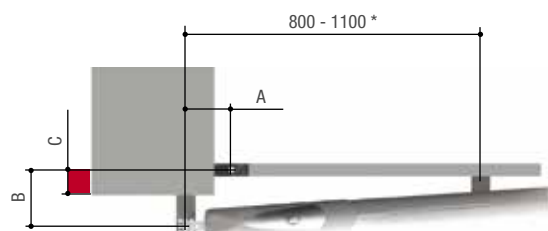
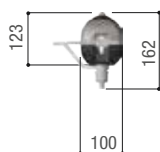

MAXIMUM LEAF LENGTH	MAXIMUM LEAF WEIGHT	USE	C MAX.
UP TO 7 m	UP TO 800 kg	INTENSIVE USE	150 mm

Solution for applying in private homes and apartment buildings

- Motor and encoder management with three-wire cable in 24 V DC versions.
- Supporting structure in die-cast aluminium.
- Ready for operation in case of power outage in the 24 V DC versions.
- Integrated, adjustable mechanical limit switches.
- Developed with CONNECT technology for remote digital control via gateway or locally via CAME KEY.



Dimensions (mm)



* 001AX5024 • 001AX71230

Operational limits

MODEL	AX302304 • AX312304 • AX3024				
Max. width of leaf (m)	3	2,5	2		
Max. weight of leaf (kg)	500	600	800		
MODEL	AX402306 • AX412306				
Max. width of leaf (m)	*4	3	2,5	2	
Max. weight of leaf (kg)	300	500	600	800	
MODEL	AX5024				
Max. width of leaf (m)	*5	*4	3	2,5	2
Max. weight of leaf (kg)	400	500	700	800	1000
MODEL	AX71230				
Max. width of leaf (m)	**7	**6	*5	*4	3
Max. weight of leaf (kg)	300	350	400	500	700
Max. leaf opening (°)	120				

Application dimensions (mm)

MODELS	AX302304 • AX312304 • AX402306 • AX412306 • AX3024		
LEAF OPENING (°)	A	B	C Max.
90	130	130	70
120	140	100	50

MODELS	AX5024 • AX71230		
LEAF OPENING (°)	A	B	C Max.
90	200	220	150
120	220	220	100

NOTES:

* It is obligatory to fit an electric lock on the gate leaf.

** Do not fit panels on gate leaves longer than 5 m. With reversible versions, when the gate is open, the gate leaf could close back up if there is a strong wind.

Technical characteristics

MODELS	AX302304	AX312304	AX402306	AX412306	AX71230	AX3024	AX5024
Protection rating (IP)	44	44	44	44	44	44	44
Power supply (V - 50/60 Hz)	230 AC	230 AC	230 AC	230 AC	230 AC	-	-
Power supply to motor (V)	230 AC 50/60 Hz	230 AC 50/60 Hz	230 AC 50/60 Hz	230 AC 50/60 Hz	230 AC 50/60 Hz	24 DC	24 DC
Absorption (A)	1,5	1,5	1,5	1,5	1,5	10 Max.	10 Max.
Power (W)	175	175	175	175	175	120	120
Manoeuvring time at 90° (s)	20	20	28	28	40	ADJUSTABLE	ADJUSTABLE
Duty/cycle (%)	50	50	30	30	30	HEAVY-DUTY SERVICE	HEAVY-DUTY SERVICE
Thrust (N)	500 ÷ 4500	500 ÷ 4500	500 ÷ 4500	500 ÷ 4500	500 ÷ 4500	500 ÷ 4500	500 ÷ 4500
Operating temperature (°C)	-20 ÷ +55	-20 ÷ +55	-20 ÷ +55	-20 ÷ +55	-20 ÷ +55	-20 ÷ +55	-20 ÷ +55
Motor's heat protection (°C)	150	150	150	150	150	-	-

Code	Description	List Price
230 V AC gearmotors tested in compliance with regulatory standards EN 12453		
001 AX302304 	Irreversible 230 V gearmotor with encoder for swing gates with up to 3 m leaves that weighs up to 500 kg.	£432.00
001 AX312304 	Reversible 230 V gearmotor with encoder for swing gates with up to 3 m leaves that weighs up to 500 kg.	£396.00
001 AX402306 	Irreversible 230 V gearmotor with encoder for swing gates with up to 4 m leaves that weighs up to 300 kg.	£432.00
001 AX412306 	Reversible 230 V gearmotor with encoder for swing gates with up to 4 m leaves that weighs up to 300 kg.	£396.00
230 V AC Gearmotors		
001 AX71230 	Reversible 230 V gearmotor with encoder for swing gates with up to 7 m leaves that weighs up to 300 kg.	£452.00
Control panels for 230 V AC gearmotors		
002 ZM3E 	Multifunction control panel for swing gates with two leaves, graphic programming and alerts display, plus self-diagnosing safety devices and on-board radio decoding.	£303.00
24 V DC gearmotors, tested in compliance with regulatory standards EN 12453		
001 AX3024 	Irreversible 24 V gearmotor with encoder for swing gates with up to 3 m leaves that weighs up to 500 kg.	£426.00
001 AX5024 	Irreversible 24 V gearmotor with encoder for swing gates with up to 5 m leaves that weighs up to 400 kg.	£452.00
Control panels for 24 V gearmotors, tested in compliance with regulatory standards EN 12453		
801 QA-0060 	ZLX24SA - Multifunctional control panel, with 230 V AC power supply, for 24 V double-leaf gates, with programming and graphical signaling display, self-diagnosis of safety devices, Adaptive Speed & Torque Technology, CXN BUS, 4 safety inputs and storage for up to 1000 users.	£359.00
Accessori per: 801QA-0060		
002 RLB 	Circuit board for emergency operation and battery charging.	£81.90
CXN BUS interface for: 801QA-0060		
806 XG-0080 	BUS expansion module with 2 inputs and 2 outputs. Inputs can be configured in NO, NC or resistive mode (8K2), a warning light output and a relay output.	£47.00
Accessories		
001 LOCK81	Single cylinder electric lock.	£151.00
001 LOCK82	Double cylinder electric lock.	£153.00



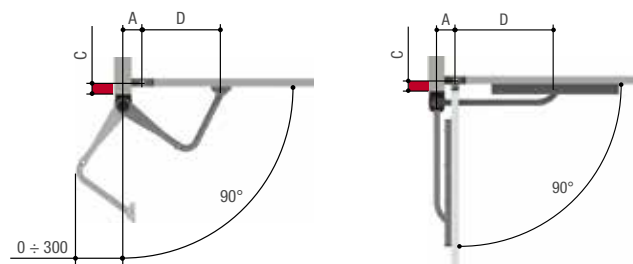
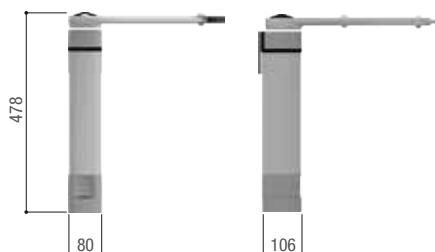
MAXIMUM LEAF LENGTH	MAXIMUM LEAF WEIGHT	USE	C MAX.
UP TO 1.8 m	UP TO 150 KG	INTENSIVE USE	200 mm



Solution for fitting on posts where little space is available

- For installations on posts with a minimum width of 8 cm.
- Encoder-based movement control.
- Reversible or irreversible gearmotor
- They can also be installed close to a wall with the STYLO-BD accessory.
- Ready for operation in case of power outage.
- Custom-key release system.

Dimensions (mm)



Operational limits
















MODEL	STYLO-ME · STYLO-RME		
Max. width of leaf (m)	1,8	1,2	0,8
Max. weight of leaf (kg)	100	125	150
Max. leaf opening (°)	120 (with STYLO-BS arm) - 135 (with STYLO-BD arm)		

Application dimensions (mm)

ARTICULATED ARM		STYLO-BS	
LEAF OPENING (°)	A	D	C Max.
90	90	450	0
90	90	450	180
90	130	450	180
120	170	450	0
STRAIGHT ARM		STYLO-BD	
LEAF OPENING (°)	A	D	C Max.
90	90	400	200
90	230	300	180
135	230	300	0

Technical characteristics

MODELS	STYLO-ME	STYLO-RME
Protection rating (IP)	54	54
Power supply to motor (V)	24 DC	24 DC
Absorption (A)	5 Max.	5 Max.
Power (W)	48	48
Manoeuvring time at 90° (s)	ADJUSTABLE	ADJUSTABLE
Duty/cycle (%)	HEAVY-DUTY SERVICE	HEAVY-DUTY SERVICE
Thrust (N)	100	100
Operating temperature (°C)	-20 ÷ +55	-20 ÷ +55

Code	Description	List Price
24 V DC gearmotors, tested in compliance with regulatory standards EN 12453		
001 STYLO-ME   	Irreversible 24 V gearmotor with encoder for swing gates with up to 1.8 m leaves that weighs up to 100 kg.	£370.00
001 STYLO-RME   	Reversible 24 V gearmotor with encoder for swing gates with up to 1.8 m leaves that weighs up to 100 kg.	£352.00
Control panels for 24 V DC gearmotors tested in conformity with standards EN 12453		
801QA-0060      	ZLX24SA - Multifunctional control panel, with 230 V AC power supply, for 24 V double-leaf gates, with programming and graphical signaling display, self-diagnosis of safety devices, Adaptive Speed & Torque Technology, CXN BUS, 4 safety inputs and storage for up to 1000 users.	£359.00
Accessori per: 801QA-0060		
002 RLB 	Circuit board for emergency operation and battery charging.	£81.90
CXN BUS interface for: 801QA-0060		
806XG-0080  	BUS expansion module with 2 inputs and 2 outputs. Inputs can be configured in NO, NC or resistive mode (8K2), a warning light output and a relay output.	£47.00
Accessories		
001 STYLO-BS	Folding drive arm.	£64.00
001 STYLO-BD	Straight drive arm and track with mechanical opening limit-switch.	£142.00
Accessories for: 001STYLO-RME		
001 LOCK81	Single cylinder electric lock.	£151.00
001 LOCK82	Double cylinder electric lock.	£153.00



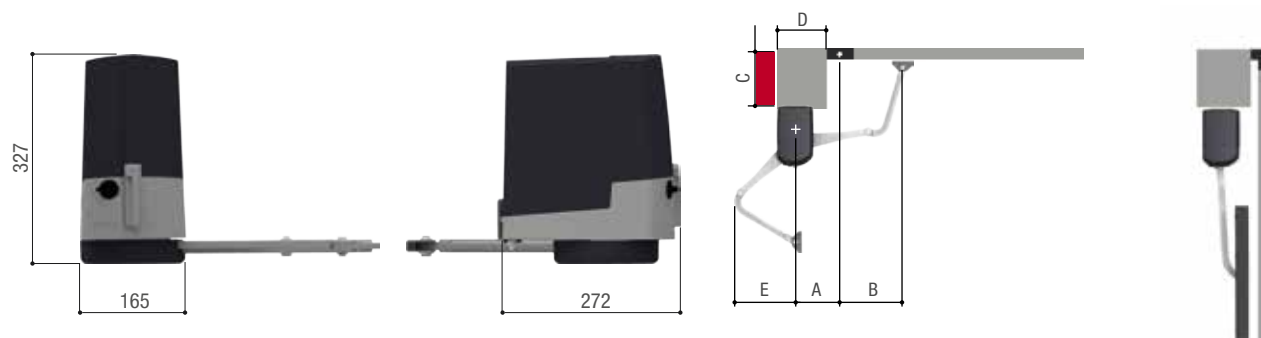
MAXIMUM LEAF LENGTH	MAXIMUM LEAF WEIGHT	USE	C MAX.
UP TO 2 m	UP TO 250 kg	40 CYCLES/HOUR	300 mm



Solution for applying in private homes and apartment buildings, on small and medium-sized gate posts

- Encoder-based movement control.
- Control board with terminal blocks, display and storage for up to 250 users.
- Ready for operation in case of power outage.
- Self-diagnosing safety devices.
- User-friendly release lever for manually opening the gate.
- Developed with CONNECT technology for remote digital control via gateway or locally via CAME KEY.

Dimensions (mm)



Application dimensions (mm)


























MODELS	801MB-0130 • 801MB-0140		801MB-0150 • 801MB-0160	
LEAF OPENING (°)	A	B	D	E
90	140	420 (490 with item 801XC-0070)	Min. 150	310 (410 with item 801XC-0070)
90	160 ÷ 180	380 (460 with item 801XC-0070)	Min. 150	310 (410 with item 801XC-0070)
110	200 ÷ 220	400 (470 with item 801XC-0070)	Min. 150	310 (410 with item 801XC-0070)

Operational limits

MODELS	801MB-0130 • 801MB-0140 • 801MB-0150 • 801MB-0160			
Max. length of leaf (m)	2	1,7	1,5	1
Max. weight of leaf (kg)	200	225	230	250
Max. leaf opening (°)	110			

Technical characteristics

MODELS	801MB-0130	801MB-0070	801MB-0120
Protection rating (IP)	44	44	44
Power supply (V - 50/60 Hz)	230 AC	230 AC	-
Power supply to motor (V)	24 DC	24 DC	24 DC
Absorption (A)	4 Max.	4 Max.	4 Max.
Power (W)	140	140	140
Manoeuvring time at 90° (s)	from 13 to 30	from 20 to 30	from 20 to 30
Cycles/Hour	40	40	40
Thrust (N)	180	180	180

Code	Description	List Price
Complete operators with 24 V DC gearmotors, tested in compliance with regulatory standards EN 12453		
801MB-0130     	FTX20DGC - Irreversible 24 V operator, fast version, complete with control board with functions display, on-board radio decoding and hinged transmission arm for swing gates with Max. C of 150 mm with leaves up to 2 m long that weighs up to 200 kg. RAL7024-grey cover.	£607.00
801MB-0150     	FTX20DLC - Irreversible 24 V operator, fast version, complete with control board with functions display, on-board radio decoding and hinged transmission arm for swing gates with Max. C of 250 mm with leaves up to 2 m long that weighs up to 200 kg. RAL7024-grey cover.	£727.00
24 V DC gearmotors, tested in compliance with regulatory standards EN 12453		
801MB-0140   	FTX20DGS - Irreversible 24 V operator, fast version, with hinged transmission arm for swing gates with Max. C of 150 mm with leaves up to 2 m long that weighs up to 200 kg. RAL7024-grey cover.	£427.00
801MB-0160   	FTX20DLS - Irreversible 24 V operator, fast version, with hinged transmission arm for swing gates with Max. C of 250 mm with leaves up to 2 m long that weighs up to 200 kg. RAL7024-grey cover.	£473.00
Control panels running on 24 V DC tested in compliance with standards EN 12453		
002ZL65    	Control panel for one or two-leaf swing gates, with programming display, self-diagnosing safety devices and on-board radio decoding.	£268.00
801QA-0060     	ZLX24SA - Multifunctional control panel, with 230 V AC power supply, for 24 V double-leaf gates, with programming and graphical signaling display, self-diagnosis of safety devices, Adaptive Speed & Torque Technology, CXN BUS, 4 safety inputs and storage for up to 1000 users.	£359.00



WE CONNECT. YOU CONTROL.



Cloud connectivity changes how we experience operators. This technology revamps our lifestyles, to ensure comfort and safety. CAME CONNECT make all our products available on the web where you can manage and control them from smartphones and tablets. Download CAME AUTOMATION APP from Google play or App Store.



EASY RELEASE!

In emergencies or during power outages, the key-activated release is quick to get to and easy to use. The handy lever releases the gearmotor for manually opening the gate.

THE COMPLETE RANGE

Code	Description	List Price
Accessories for: 801MB-0130 - 801MB-0150		
001 RGP1	Green Power module to disconnect the transformer for energy saving while the operator is not in use.	£59.10
002 RSE	Interface card for controlling two operators or for enabling the Came Remote Protocol.	£28.10
001 R700	Control board for decoding and access-control management via transponder selector.	£50.40
001 R800	Control board for decoding and access-control management via keypad selectors.	£27.00
Accessories for: 801MB-0130 - 801MB-0150		
002 RLB 	Circuit board for emergency operation and battery charging.	£81.90
CXN BUS interface for: 801QA-0060		
806XG-0080 	BUS expansion module with 2 inputs and 2 outputs. Inputs can be configured in NO, NC or resistive mode (8K2), a warning light output and a relay output.	£47.00
Accessories		
001 LOCK81	Single cylinder electric lock.	£151.00
001 LOCK82	Double cylinder electric lock.	£153.00
001 STYLO-BD	Straight drive arm and track with mechanical opening limit-switch.	£142.00
001 H3000	Case for remote release with customised key, plus pull-cord handle and control button. Cord length L = 5 m.	£114.00
001 RSWN001	Pull-cord remote release device for operators.	£11.70





BKV

**EFFICIENT AND ROBUST FOR
LARGE GATES**

FIND OUT MORE ON PAGE 38

CAME 

[CAME.COM](https://www.came.com)


MAXIMUM LEAF LENGTH	MAXIMUM LEAF WEIGHT	USE	C MAX.
UP TO 4 m	UP TO 800 kg	INTENSIVE USE	380 mm

Solution for applying in private homes and apartment buildings, on large-sized gate posts

- Encoder-based movement control.
- Solid anodised aluminium cover.
- Straight transmission arms for applications in limited space (item 001FERNI-BDX - 001FERNI-BSX).
- Lever release system protected by key.
- Developed with CONNECT technology for remote digital control via gateway or locally via CAME KEY.



Dimensions (mm)



Application dimensions (mm)

MODELS	FE40230 · FE40230V · FE4024 · FE4024V		
LEAF OPENING (°)	A	B min.	C Max.
90	150	390	380
120	200	390	0

Operational limits













MODEL	FE40230 · FE40230V · FE4024 · FE4024V				
Max. width of leaf (m)	4*	3,5*	3*	2,5*	2
Max. weight of leaf (kg)	400	450	500	600	800
Max. leaf opening (°)	120				

MODEL	FE4024 (with the 001FERNI-BDX and 001FERNI-BSX drive arm)		
Max. width of leaf (m)	2,5	2	1,5
Max. weight of leaf (kg)	300	500	500
Max. leaf opening (°)	120		

NOTES: *Fitting an electro-lock onto the leaf is obligatory.

Technical characteristics

MODELS	FE40230	FE40230V	FE4024	FE4024V
Protection rating (IP)	44	44	44	44
Power supply (V - 50/60 Hz)	230 AC	230 AC	-	-
Power supply to motor (V)	230 AC 50/60 Hz	230 AC 50/60 Hz	24 DC	24 DC
Absorption (A)	1,2	1,3	7 Max.	5 Max.
Power (W)	140	150	130	150
Manoeuvring time at 90° (s)	34	18	ADJUSTABLE	ADJUSTABLE
Duty/cycle (%)	30	30	HEAVY-DUTY SERVICE	HEAVY-DUTY SERVICE
Thrust (N)	540	320	360	360
Operating temperature (°C)	-20 ÷ +55	-20 ÷ +55	-20 ÷ +55	-20 ÷ +55
Motor's heat protection (°C)	150	150	-	-

Code	Description	List Price
230 V AC Gearmotors		
001 FE40230V 	Irreversible 230 V gearmotor, rapid version, with hinged transmission arm and C Max. 380 mm for swing gates with up to 4 m leaves that weighs up to 400 kg.	£542.00
230 V AC gearmotors tested in compliance with regulatory standards EN 12453		
001 FE40230 	Irreversible 230 V gearmotor with hinged transmission arm and C Max. 380 mm for swing gates with up to 4 m leaves that weighs up to 400 kg.	£593.00
Control panels for 230 V AC gearmotors		
002 ZM3E 	Multifunction control panel for swing gates with two leaves, graphic programming and alerts display, plus self-diagnosing safety devices and on-board radio decoding.	£303.00
24 V DC gearmotors, tested in compliance with regulatory standards EN 12453		
001 FE4024 	Irreversible 24 V gearmotor, with hinged transmission arm and C Max. 380 mm for swing gates with up to 4 m leaves that weighs up to 400 kg.	£587.00
001 FE4024V 	Irreversible 24 V gearmotor, rapid version, with hinged transmission arm and C Max. 380 mm for swing gates with up to 4 m leaves that weighs up to 400 kg.	£587.00
Control panels for 24 V gearmotors, tested in compliance with regulatory standards EN 12453		
801 QA-0060     	ZLX24SA - Multifunctional control panel, with 230 V AC power supply, for 24 V double-leaf gates, with programming and graphical signaling display, self-diagnosis of safety devices, Adaptive Speed & Torque Technology, CXN BUS, 4 safety inputs and storage for up to 1000 users.	£359.00
Accessories for: 801QA-0060		
002 RLB 	Circuit board for emergency operation and battery charging.	£81.90
CXN BUS interface for: 801QA-0060		
806 XG-0080 	BUS expansion module with 2 inputs and 2 outputs. Inputs can be configured in NO, NC or resistive mode (8K2), a warning light output and a relay output.	£47.00
Accessories for: 001FE40230 - 001FE4024 - 001FE40230V - 001FE4024V		
001 FERNI-BDX	Straight right-hand drive arm and track.	£109.00
001 FERNI-BSX	Straight left-hand drive arm and track.	£109.00
Accessories		
001 LOCK81	Single cylinder electric lock.	£151.00
001 LOCK82	Double cylinder electric lock.	£153.00
001 H3000	Case for remote release with customised key, plus pull-cord handle and control button. Cord length L = 5 m.	£114.00



NOTES:
WARNING: 001FE40230V + 002ZM3E are not tested in compliance with standards EN12453 - EN 12445.

FROG X

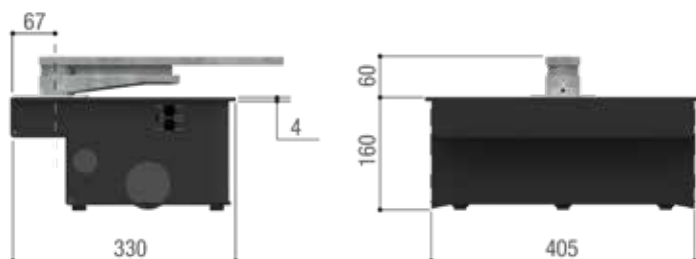
MAXIMUM LEAF LENGTH	MAXIMUM LEAF WEIGHT	USE	TYPES
UP TO 4 m	UP TO 800 kg	CONTINUOUS OPERATION	BELOW-GROUND



Concealed Brushless solution for residential or apartment block applications

- Invisible and fast Brushless solution for gate automation.
- Board equipped with CXN BUS connectors.
- Protection rating against weathering agents IP67.
- Foundation box in steel with anticorrosive treatment, or in AISI 304 stainless steel.
- System automatically resets after the gate is manually released.
- Integrated, adjustable mechanical limit switches.
- Opening up to 180° (with 801XA-0040 accessory).
- Set up for operation in case of power outage in the versions.
- Developed with CONNECT technology for remote digital control via gateway or locally via CAME KEY.

Dimensions (mm)



Operational limits

MODELS	801MI-0030				
Max. length of leaf (m)	4	3,5	3	2,5	2
Max. weight of leaf (kg)	400	500	600	700	800

NOTES: * Fitting an electro-lock onto the leaf is advisable.

Technical characteristics

MODELS	801MI-0030
Protection rating (IP)	67
Power supply (V - 50/60 Hz)	24 DC
Power supply to motor (V)	24 DC
Absorption (A)	15
Power (W)	125
Manoeuvring time at 90° (s)	10-18
Cycles/Hour	CONTINUOUS SERVICE
Operating temperature (°C)	-20 ÷ +55

● 230 V AC ● 24 V DC

Code	Description	List Price
Below-ground 24 V DC operators		
801MI-0030	Irreversible 24 V brushless below-ground operator with native encoder, Adaptive Speed & Torque Technology, motion management, obstacle detection and adjustable closing leaf stop for swing gates with leaves up to 4 m and 400 kg weight. FROG-X is driven by the dedicated control panel 801QA-0090.	POA
Control panels for 24 V gearmotors		
801QA-0090	ZLB24SA - Multifunction control panel, with 230 V AC power supply, for 24 V FROG-X brushless operator, with graphic display for programming and signaling, self-diagnosis of safety devices, Adaptive Speed & Torque Technology, CXN BUS, 4 safety inputs and storage for up to 1000 users. The control panel is specifically designed for FROG-X, and cannot be used on other swing motors.	POA
CXN BUS interface for: 801QA-0090 - 801QA-0100		
806XG-0080	BUS expansion module with 2 inputs and 2 outputs. Inputs can be configured in NO, NC or resistive mode (8K2), a warning light output and a relay output.	£47.00
Accessories		
001 FROG-BI	AlSi 304 steel foundation box, complete with release latching-lever, gate fastening brace, slots for fastening to post, and	£335.00
001 FROG-BN	Painted, cataphoresis treated foundation box, featuring release transmission, gate fastening brace, slots for	£169.00
001 LOCK81	Single cylinder electric lock.	£151.00
001 LOCK82	Double cylinder electric lock.	£153.00
001 A4364	Release device with lever key.	£32.80
001 A4365	Release device with trilobe key.	£50.40
801XA-0030	Unlocking device with custom key and EURO-DIN cylinder equipped with anti-lock system.	£64.40
001 A4370	Transmission lever for openings up to 140°.	£71.40
801XA-0040	Transmission gear for openings up to 180°.	£228.00



FROG-X pricing available 2023.


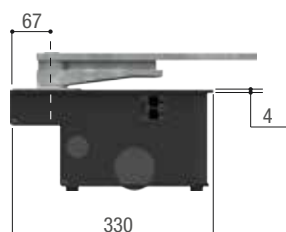
MAXIMUM LEAF LENGTH	MAXIMUM LEAF WEIGHT	USE	TYPES
UP TO 3.5 m	UP TO 800 kg	INTENSIVE USE	BELOW-GROUND

Concealed solution for applying in private homes or apartment buildings



- The invisible solution to power your gate
- Protection rating against weathering agents IP67.
- Foundation box in steel with anticorrosive treatment, or in AISI 304 stainless steel.
- System automatically resets after the gate is manually released.
- Integrated, adjustable mechanical limit switches.
- Opening up to 180° (with FL-180 accessory).
- Ready for operation in case of power outage in the 24 V DC versions.
- Developed with CONNECT technology for remote digital control via gateway or locally via CAME KEY.

Dimensions (mm)



A = Min. 67

Operational limits

MODEL	FROG-AV			
Max. width of leaf (m)				1,3
Max. weight of leaf (kg)				300
MODEL	FROG-A • FROG-AE			
Max. width of leaf (m)	*3,5	*2,5	2	-
Max. weight of leaf (kg)	400	600	800	-
MODEL	FROG-A24 • FROG-A24E			
Max. width of leaf (m)	*3,5	*2,5	2	-
Max. weight of leaf (kg)	400	600	800	-
Max. leaf opening (°)	110			

NOTES: * Fitting an electro-lock onto the leaf is advisable.

Technical characteristics

MODELS	FROG-AE	FROG-A	FROG-AV	FROG-A24	FROG-A24E
Protection rating (IP)	67	67	67	67	67
Power supply (V - 50/60 Hz)	230 AC	230 AC	230 AC	-	-
Power supply to motor (V)	230 AC	230 AC	230 AC	24 DC	24 DC
Absorption (A)	1,9	1,9	2,5	15 Max.	15 Max.
Power (W)	460	460	300	180	180
Manoeuvring time at 90° (s)	18	18	9	ADJUSTABLE	ADJUSTABLE
Duty/cycle (%)	30	30	30	HEAVY-DUTY SERVICE	HEAVY-DUTY SERVICE
Cycles/Hour	11	11	-	-	-
Operating temperature (°C)	-20 ÷ +55	-20 ÷ +55	-20 ÷ +55	-20 ÷ +55	-20 ÷ +55
Motor's heat protection (°C)	150	150	150	-	-

● 230 V AC ● 24 V DC

Code	Description	List Price
230 V AC below-ground gearmotors		
001 FROG-A	Irreversible underground 230 V gearmotor with adjustable leaf-closing for swing gates with up to 3.5 m leaves that weighs up to 400 kg.	£372.00
001 FROG-AV	Irreversible underground 230 V gearmotor, rapid version, with adjustable leaf-closing for swing gates with up to 1.3 m leaves that weighs up to 300 kg.	£474.00
Control panels for 230 V AC gearmotors		
002 ZA3P	Multifunction control panel for two-leaved swing gates, with limit-switch control and slow-down speed adjusting.	£186.00
Below-ground 230 V AC gearmotors, tested in compliance with regulatory standards EN 12453		
001 FROG-AE 	Irreversible underground 230 V gearmotor with encoder and adjustable leaf-closing for swing gates with up to 3.5 m leaves that weighs up to 400 kg.	£377.00
Control panels for 230 V AC gearmotors, tested in compliance with regulatory standards EN 12453		
002 ZM3E 	Multifunction control panel for swing gates with two leaves, graphic programming and alerts display, plus self-diagnosing safety devices and on-board radio decoding.	£303.00
Below-ground 24 V DC gearmotors, tested in compliance with regulatory standards EN 12453		
001 FROG-A24 	Irreversible underground 24 V gearmotor with adjustable leaf-closing for swing gates with up to 3.5 m leaves that weighs up to 400 kg.	£457.00
Control panels for 24 V gearmotors		
801 QA-0060 	ZLX24SA - Multifunctional control panel, with 230 V AC power supply, for 24 V double-leaf gates, with programming and graphical signaling display, self-diagnosis of safety devices, Adaptive Speed & Torque Technology, CXN BUS, 4 safety inputs and storage for up to 1000 users.	£359.00
Accessori per: 801QA-0060		
002 RLB 	Circuit board for emergency operation and battery charging.	£81.90
CXN BUS interface for: 801QA-0060		
806 XG-0080 	BUS expansion module with 2 inputs and 2 outputs. Inputs can be configured in NO, NC or resistive mode (8K2), a warning light output and a relay output.	£47.00



THE COMPLETE RANGE

Code	Description	List Price
Accessories for: 001FROG-A - 001FROG-AV - 001FROG-AE - 001FROG-A24E		
001 FL-180	Drive chain lever for up to 180° openings and gate leaves of max. 2 m in length.	£143.00
Accessories		
001 LOCK81	Single cylinder electric lock.	£151.00
001 LOCK82	Double cylinder electric lock.	£153.00
001 A4364	Release device with lever key.	£32.80
001 A4365	Release device with trilobe key.	£50.40
001 A4366	Release device with customised key and EURO-DIN cylinder.	£64.40
801XA-0030	Unlocking device with custom key and EURO-DIN cylinder equipped with anti-lock system.	POA
001 A4370	Transmission lever for openings up to 140°.	£71.40

NOTES:
001FL-180 - 001A4370 - Accessories for 2-m long gate leaves.





KRX

**FLASHING LED LIGHT
AVAILABLE IN
3 COLOURS**

FIND OUT MORE ON PAGE 150

CAME 

[CAME.COM](https://www.came.com)





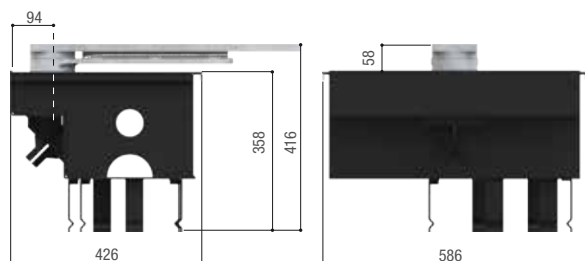
MAXIMUM LEAF LENGTH	MAXIMUM LEAF WEIGHT	USE	TYPES
UP TO 7 m	UP TO 1000 kg	10 CYCLES/HOUR	BELOW-GROUND



Concealed solution for applying in private homes or apartment buildings

- The invisible solution to power your gate
- Protection rating against weathering agents IP67.
- Equipped with encoder.
- Integrated, adjustable mechanical limit switches.
- System automatically resets after the gate is manually released.
- Developed with CONNECT technology for remote digital control via gateway or locally via CAME KEY.

Dimensions (mm)



A = Min. 94

Operational limits




MODEL	FROG-PM4					
Max. width of leaf (m)	5,5*	4,5*	3,5*	2,5*	1,5	
Max. weight of leaf (kg)	700	900	1100	1400	1800	
MODEL	FROG-PM6					
Max. width of leaf (m)	7*	6	5*	4*		
Max. weight of leaf (kg)	550	650	800	1000		
Max. leaf opening (°)	110					

NOTES: * It is obligatory to fit an electric lock on the gate leaf.

Technical characteristics

MODELS	FROG-PM4	FROG-PM6
Protection rating (IP)	67	67
Power supply (V - 50/60 Hz)	230 AC	230 AC
Power supply to motor (V)	230 AC	230 AC
Absorption (A)	2,1	2,1
Power (W)	500	500
Manoeuvring time at 90° (s)	30	45
Cycles/Hour	10	6
Operating temperature (°C)	-20 ÷ +55	-20 ÷ +55
Motor's heat protection (°C)	150	150

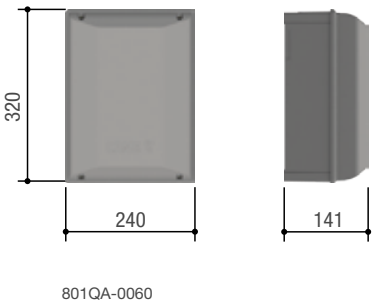
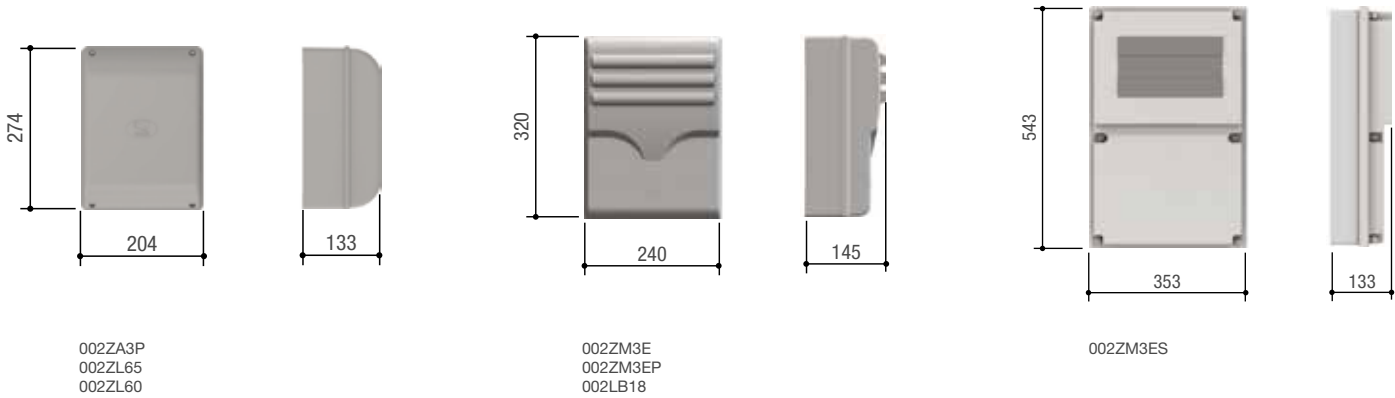
● 230 V AC

Code	Description	List Price
230 V AC below-ground gearmotors		
001 FROG-PM4 	Irreversible underground 230 V gearmotor with encoder and adjustable leaf-closing for swing gates with up to 5.5 m leaves that weighs up to 700 kg.	£2,911.00
001 FROG-PM6 	Irreversible underground 230 V gearmotor with encoder and adjustable leaf-closing for swing gates with up to 7 m leaves that weighs up to 550 kg.	£2,911.00
Control panels for 230 V AC gearmotors		
002 ZM3EP 	Multifunction control panel for swing gates with two leaves, graphic programming and alerts display, plus self-diagnosing safety devices and on-board radio decoding.	£341.00
Accessories		
001 FROG-PC	Steel, cataphoresis treated foundation box, featuring release transmission, gate fastening brace and spring for adjusting the opening limit-switch point.	£1,022.00
001 A4801	Micro limit-switch IP67 designed for applications in critical climatic conditions.	£290.00
001 A4364	Release device with lever key.	£32.80
001 A4365	Release device with trilobe key.	£50.40
801XA-0030	Unlocking device with custom key and EURO-DIN cylinder equipped with anti-lock system.	POA
001 A4366	Release device with customised key and EURO-DIN cylinder.	£64.40
001 LOCK81	Single cylinder electric lock.	£151.00
001 LOCK82	Double cylinder electric lock.	£153.00



CONTROL PANEL DIMENSIONS

Dimensions (mm)



The table lists all of the characteristics of swing-gate control panels.





The ones in bold type are important for choosing which operator to install and should be assessed from the start.

Models / Series	<div> <div>24</div> <div>24</div> </div>				
	ATS STYLO FERNI AXO FROG	ATS FROG FERNI	ATS AXO FERNI FROG	FROG PLUS	ATS FTX
Control board / Control panel	801QA-0060	ZA3P	ZM3E	ZM3EP	ZL65
Safety					
SELF-DIAGNOSING safety devices	●	●	●	●	●
PRE-FLASHING when opening and closing	●	●	●	●	●
REOPENING during closing	●	●	●	●	●
CLOSING AGAIN during opening	●	●	●	●	●
Obstruction WAIT	●	●	●	●	●
TOTAL STOP	●	●	●	●	●
PARTIAL STOP	●	●	●	●	●
REOPENING when closing and with immediate closing once the obstruction is removed	●				
OBSTRUCTION DETECTION in front of photocells	●	●	●	●	●
ENCODER	●		●	●	●
Virtual ENCODER	●				
AMPEROMETRIC DETECTION	●				●
Command					
PEDESTRIAN OPENING 1 leaf	●		●	●	●
PARTIAL OPENING 1 leaf	●	●	●	●	●
OPEN ONLY from transmitter and/or from button	●	●	●	●	●
ONLY OPEN or ONLY CLOSE button connection	●	●	●	●	●
OPEN-STOP-CLOSE-STOP from the transmitter and/or button	●	●	●	●	●
OPEN-CLOSE-INVERT from the transmitter and/or button	●	●	●	●	●
MAINTAINED ACTION	●	●	●	●	●
DELAYED OPENING 1st leaf	●	●	●	●	●
DELAYED OPENING 2nd leaf	●	●	●	●	●
Characteristics					
FLASHING LIGHT connection	●	●	●	●	●
CYCLE LIGHT connection	●	●	●	●	●
COURTESY LIGHT connection	●	●	●	●	●
Antenna	●	●	●	●	●
OPEN ALERT LIGHT connection	●	●	●	●	●
CLOSED ALERT LIGHT connection	●				
Contact output for 2nd RADIO CHANNEL	●	●	●	●	
SELF-LEARNING of the transmitter's RADIO CODE	●	●	●	●	●
OPERATING TIME adjusting	●	●	●	●	●
Connection for the ELECTRIC LOCK and/or RAMMING	●	●	●	●	●
SLEEP MODE			●		
Adjustable AUTOMATIC CLOSING AGAIN TIME	●	●	●	●	●
OPENING and/or CLOSING slow downs	●	●	●	●	●
EMERGENCY BATTERY operation (optional)	●				●
Adjustable TRAVEL and SLOW-DOWN speeds*	●	●	●	●	●
DISPLAY					●
Graphic DISPLAY	●		●	●	
SELF-LEARNING opening and closing limit-switches	●	●	●	●	●
Compatible with CONNECT technology	●		●	●	●
Designed to fit RIO System 2.0	●				●
CRP control	●		●	●	●
ENERGY SAVINGS control (001RGP1)	●		●		●
CXN BUS	●				
Adaptive Speed & Torque Technology	●				
Slot CAME Key	●				
TIMER control	●				
Possibility of managing two different motors	●				

● 230 V AC ● 24 V DC ● 230 – 400 V AC THREE PHASE

NOTES: * 002ZA3P, 002ZM3E and 002ZM3EP only slow-down speed.

GARAGE DOOR AUTOMATION



80	SELECTION GUIDE
84	VER PLUS
87	CONTROL BOARD FUNCTIONS

Selection guide

Garage doors automations

The table summarises the series and models with their maximum operational limits according to the door surface or the traction force.

Series	Model	Maximum traction force (N) / Maximum door surface area (m ²)
VER PLUS	801MV-0010	1000 / 18
VER PLUS	801MV-0020	1300 / 21

● 24 V DC



COUNTER-BALANCED OVERHEAD OR SPRING LOADED PARTIALLY RETRACTING DOOR

This type of door features a counter-weighted or spring-loaded balancing system.

When opening and closing the door retracts into the garage by two-thirds of its surface area.



PROTRUDING OVERHEAD GARAGE DOOR PARTIALLY RETRACTING DOOR (WITH TWO GEARMOTORS ON THE DOOR)

This type of door features a counter-weighted or spring-loaded balancing system.

When opening and closing the door retracts into the garage by two-thirds of its surface area.

The double gearmotor is fitted with insulated and/or pedestrian doors.



COUNTER-BALANCED OVERHEAD OR SPRING LOADED

This type of door is powered via traction system. Depending on the type of door, you will need to choose the right type of chain or belt as well as the right type of adapter arm for counter-weighted, protruding, partially-retracting overhead garage doors.



NON-PROTRUDING, TOTALLY RETRACTING, OVERHEAD GARAGE DOOR (WITH GEARMOTOR FITTED TO DOOR)

This type of door is balanced by counter-weights

When opening, the door fully retracts into the garage.



SECTIONAL DOOR

This type of door is spring-loaded for balance. It is made up of hinged, horizontal panels.

The flashing light for movement signaling.

CAME has always suggested installing the flashing light as an additional safety feature for the automation system. The KRX range, with LED technology, combines energy saving and great reliability with easy installation. KRX can be integrated with all CAME radio systems, is available in various colours, has a built-in radio antenna and each model can be powered from 24 V DC to 230 V AC.



COUNTERBALANCED, PARTIALLY RETRACTING, OVERHEAD GARAGE DOOR



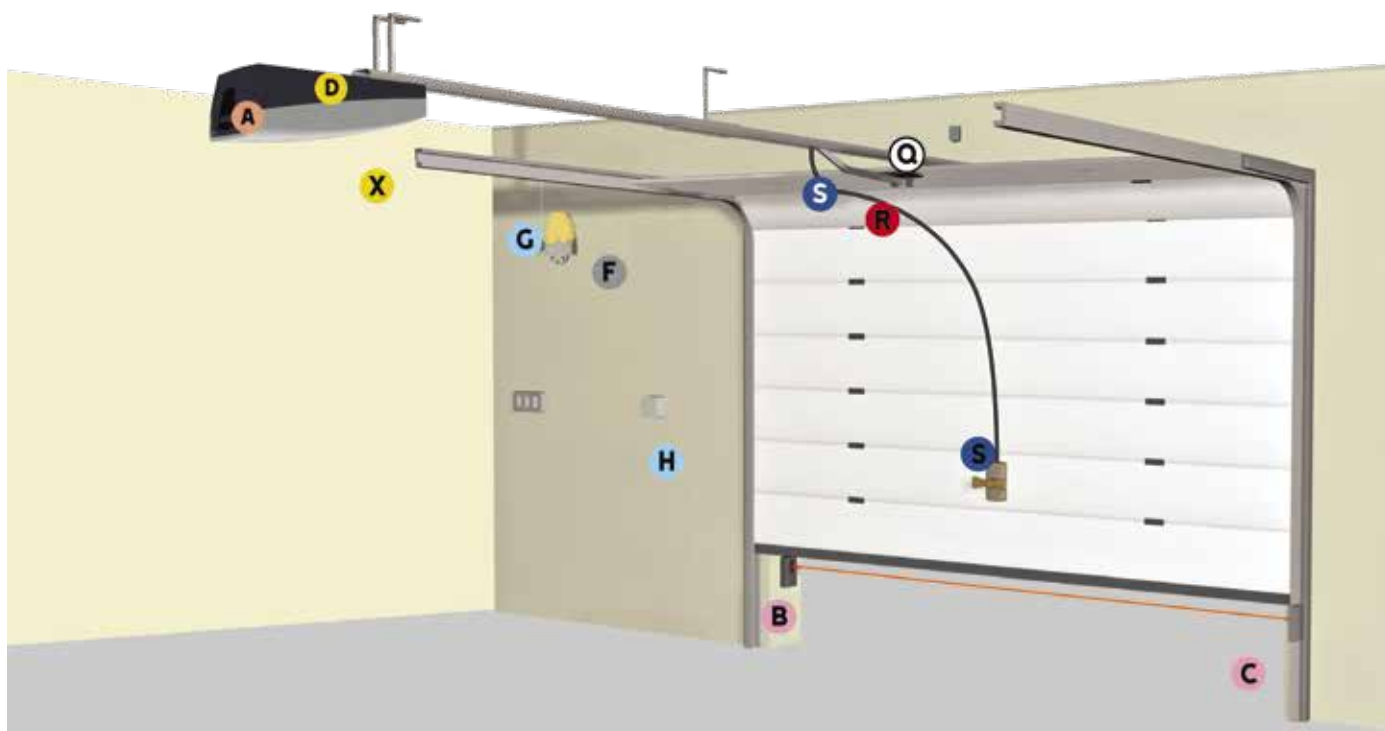
COMPONENTS

- A** Operator (gearmotor with control board)
- B** TX Photocells
- C** RX Photocells
- D** Control card for operating during power outages
- F** Flashing light
- G** Antenna
- H** Control switch
(Key – Code – Card or transponder fob)
- K** Adapter arm
- Q** Junction box
- S** Pull-cord release device
- X** Radio frequency card

CABLES FOR STANDARD INSTALLATIONS

LENGTH OF CABLE (m)	< 10	from 10 to 20	from 20 to 30
Power supply 230 V AC	3G x 1.5 mm ²	3G x 1.5 mm ²	3G x 2.5 mm ²
Flashing light 24 V AC - DC	2 x 1 mm ²	2 x 1 mm ²	2 x 1 mm ²
TX Photocells	2 x 0.5 mm ²	2 x 0.5 mm ²	2 x 0.5 mm ²
RX Photocells	4 x 0.5 mm ²	4 x 0.5 mm ²	4 x 0.5 mm ²
Control devices	*no. x 0.5 mm ²	*no. x 0.5 mm ²	*no. x 0.5 mm ²
Antenna	RG58 max 10 m		

*no. = see product mounting instructions - Attention: the cable section is merely indicative as it depends on the motor power and cable length.



COMPONENTS

- A** Operator (gearmotor with control board)
- B** TX Photocells
- C** RX Photocells
- D** Control card for operating during power outages
- F** Flashing light
- G** Antenna
- H** Control switch
(Key – Code – Card or transponder fob)
- Q** Junction box
- R** Drive levers
- S** Pull-cord release device
- X** Radio frequency card

CABLES FOR STANDARD INSTALLATIONS

LENGTH OF CABLE (m)	< 10	from 10 to 20	from 20 to 30
Power supply 230 V AC	3G x 1.5 mm ²	3G x 1.5 mm ²	3G x 2.5 mm ²
Flashing light 24 V AC - DC	2 x 1 mm ²	2 x 1 mm ²	2 x 1 mm ²
TX Photocells	2 x 0.5 mm ²	2 x 0.5 mm ²	2 x 0.5 mm ²
RX Photocells	4 x 0.5 mm ²	4 x 0.5 mm ²	4 x 0.5 mm ²
Control devices	*no. x 0.5 mm ²	*no. x 0.5 mm ²	*no. x 0.5 mm ²
Antenna	RG58 max 10 m		

*no. = see product mounting instructions - Attention: the cable section is merely indicative as it depends on the motor power and cable length.

VER PLUS

OVERHEAD AND SECTIONAL DOORS



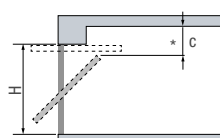
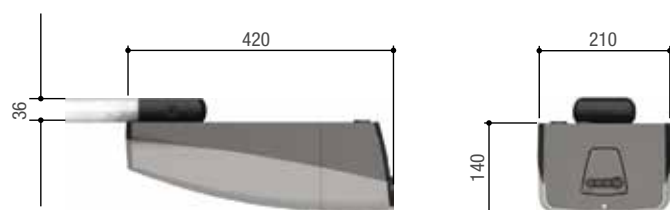
MAXIMUM DOOR SURFACE	PULL STRENGTH	USE	TYPE/APPLICATION
21 m ²	1300 N	30 CYCLES/HOUR	PULLING

Operator for sectional or up-and-over garage doors for use in private homes and industrial plants

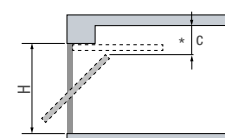


- 24 V DC systems with encoder to guarantee greater safety and reliability.
- The operator is fastened directly onto the drive guide.
- Silent and reliable sliding guides, available with chain or belt.
- Control board with separate and removable terminal blocks.
- Save up to 250 different users.
- Display for programming and viewing features.
- Ready for operation in case of power outage.
- Integrated release lever, with the possibility of operating from the outside using the door handle.
- Developed with CONNECT technology for remote digital control via gateway or locally via CAME KEY.

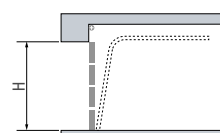
Dimensions (mm)



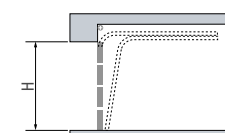
BC – Partially retracting, protruding overhead garage door.
(con 001V201)



BM – Fully retracting, protruding overhead garage door.



STA - SECTIONAL Type A with single guide



STB - SECTIONAL Type B with double-guide

C-distance = Min. 60 mm.
H = Max. door height
* Maximum headroom of the door during movement
(at about 2/3 of opening)

Operational limits

MODELS	801MV-0010	801MV-0020
Max. surface of the door (m ²)	18	21

Technical characteristics

MODELS	801MV-0010	801MV-0020
Protection rating (IP)	40	40
Power supply (V - 50/60 Hz)	230 AC	230 AC
Power supply to motor (V)	24 DC	24 DC
Absorption (A)	10 Max.	10 Max.
Power (W)	180	280
Duty/cycle (%)	50	50
Cycles/Hour	30	30

● 24 V DC

Code	Description	List Price
Complete operators with 24 V DC gearmotors, tested in compliance with regulatory standards EN 12453		
801MV-0010 	VER10DMS - Operator with encoder, featuring a control panel for sectional and overhead garage doors.	£254.00
801MV-0020 	VER13DMS - Operator with encoder, featuring a control panel for sectional and overhead garage doors.	£344.00
Accessories for: 801MV-0010 - 801MV-0020		
801XC-0010 	Device for operation during power outages and for recharging the batteries (included are two 12 V - 0.8 Ah batteries).	£165.00
Accessories		
001 V122	Drive arm for sectional doors with the distance between the upper edge of the door and the shaft-spring assembly between 300 and 600 mm.	£17.60
001 V121	Pull-cord release and resetting device to fit on door handle. L = 3 m.	£28.10
001 V201	Adapter arm for partially protruding overhead garage doors. Max. Door height: 2.4 m.	£98.30
Belt guides		
001 V0685	Belt guide L = 3.02 m, for doors with max. surface of 15 m ² . *Max. door height: BC = 2.4 m BM = 2.25 m STA = 2.1 m STB = 2.2 m.	£142.00
001 V0686	Belt guide L = 3.52 m, for doors with max. surface of 15 m ² . *Max. door height: BM = 2.75 m STA = 2.6 m STB = 2.7 m.	£154.00
001 V0688	Belt guide L = 4.02 m, for doors with max. surface of 15 m ² . *Max. door height: BM = 3.25 m STA = 3.1 m STB = 3.2 m.	£169.00
001 V0687	Belt guide L = 3.02 m in two pieces, for doors with max. surface of 15 m ² . *Max. door height: BC = 2.4 m BM = 2.25 m STA = 2.1 m STB = 2.2 m.	£165.00
Chain guide		
001 V0679	Chain guide L = 3.02 m. * Max. door height: BC = 2.4 m BM = 2.25 m STA = 2.1 m STB = 2.2 m.	£125.00
001 V0682	Chain guide L = 3.02 m. * Max. door height: BM = 2.75 m STA = 2.6 m STB = 2.7 m.	£120.00
001 V0683	Chain guide L = 4.02 m. * Max. door height: BM = 3.25 m STA = 3.1 m STB = 3.2 m.	£141.00
001 V0684	Chain guide L = 3.02 m in two pieces. * Max. door height: BC = 2.4 m BM = 2.25 m STA = 2.1 m STB = 2.2 m.	£159.00
Accessories for: chain guides		
001 V005	Extension for chain-type guide: 001V0679 - 001V0682 - 001V0683 - 001V0684 L = 1.42 m.	£70.90

Note

* BC = Counter-weighted overhead - BM = Spring-loaded overhead - STA = Sectional Type A - STB = Sectional Type B





The tables shows lists all characteristics of the overhead and sectional door control-panels.
The ones in bold type are important for choosing which operator to install and should be assessed from the start.

Models / Series	
	VER PLUS
Control board / Control panel	
	ZL57
Safety	
SELF-DIAGNOSING safety decives	●
PRE-FLASHING when opening and closing	●
REOPENING during closing	●
CLOSING AGAIN during opening	●
Obstruction WAIT	●
TOTAL STOP	●
PARTIAL STOP	●
OBSTRUCTION DETECTION in front of photocells	●
ENCODER	●
MOVEMENT CONTROLLING and OBSTRUCTION DETECTING device.	
AMPEROMETRIC DETECTION	●
Command	
PARTIAL OPENING	●
OPEN ONLY from transmitter and/or from button	●
ONLY OPEN or ONLY CLOSE button connection	●
OPEN-STOP-CLOSE-STOP from the transmitter and/or button	●
OPEN-CLOSE-INVERT from the transmitter and/or button	●
MAINTAINED ACTION	●
IMMEDIATE CLOSING	
Characteristics	
FLASHING LIGHT connection	●
CYCLE LIGHT connection	●
COURTESY LIGHT connection	●
Antenna	●
OPEN ALERT LIGHT connection	●
SELF-LEARNING of the transmitter's RADIO CODE	●
OPERATING TIME adjusting	●
Adjustable AUTOMATIC CLOSING AGAIN TIME	●
OPENING and/or CLOSING slow downs	●
EMERGENCY BATTERY operation (optional)	●
Adjustable TRAVEL and SLOW-DOWN speeds*	●
DISPLAY	●
SELF-LEARNING opening and closing limit-switches	●
CAME Connect	●
Designed to fit RIO System 2.0	●
CRP control	●
ENERGY SAVINGS control (001RGP1)	●




● 24 V DC

Note

* The partial opening can be activated via button, selector and transmitter.

AUTOMATIC BARRIERS



90	SELECTION GUIDE
94	GARD LT4
100	GARD GT4
106	GARD PX
110	GARD GT8
116	GARD 12
118	UNIPARK
120	CAT
122	CONTROL BOARD FUNCTIONS

Selection guide

Automatic barriers

The table summarises the series and models with their corresponding operating limits according to maximum net clearance width.

Series	Model	Max. net clearance width (m)
GARD PX	803BB-0120	3,8
GARD LT4	803BB-0370	4
GARD LT4	803BB-0390	4
GARD LT4	803BB-0400	4
GARD GT4	803BB-0280	5
GARD GT4	803BB-0240	5
GARD GT4	803BB-0260	5
GARD GT8	803BB-0180	7.8
GARD GT8	803BB-0290	7.8
GARD GT8	803BB-0250	7.8
GARD GT8	803BB-0270	7.8
GARD 12	G12000K	12

● 24 - 36 V DC

Parking guard and chain barrier

The tables summarise the series and models with their respective operating limits according to the maximum width of the parking place or the maximum clearance width.

Series	Model	Max clearance width of parking space (m)
UNIPARK	UNIP + ARK1	2
UNIPARK	UNIP + ARK2	2,45
Series	Model	Max. net clearance width (m)
CAT	CAT-X + CAT-I + CAT-5	8
CAT	CAT-X24 + CAT-I + CAT-5	8
CAT	CAT-X + CAT-I + CAT-15	16
CAT	CAT-X24 + CAT-I + CAT-15	16

● 230 V AC ● 24 V DC



SINGLE BARRIERS FOR SINGLE HOMES

CAME barriers can be used to control small apartment building parking facilities.



HEAVY-DUTY SINGLE OR DOUBLE BARRIERS

You can manage heavily trafficked parking facilities such as at company parking lots, auto dealerships or even private parking areas.



PARKING-FACILITY BARRIERS

The simple, practical solution for controlling transit flows in pay-to-park areas.



BARRIERS FOR VERY WIDE CLEARANCES

CAME barriers are used even for passages where special or oversized vehicles transit.



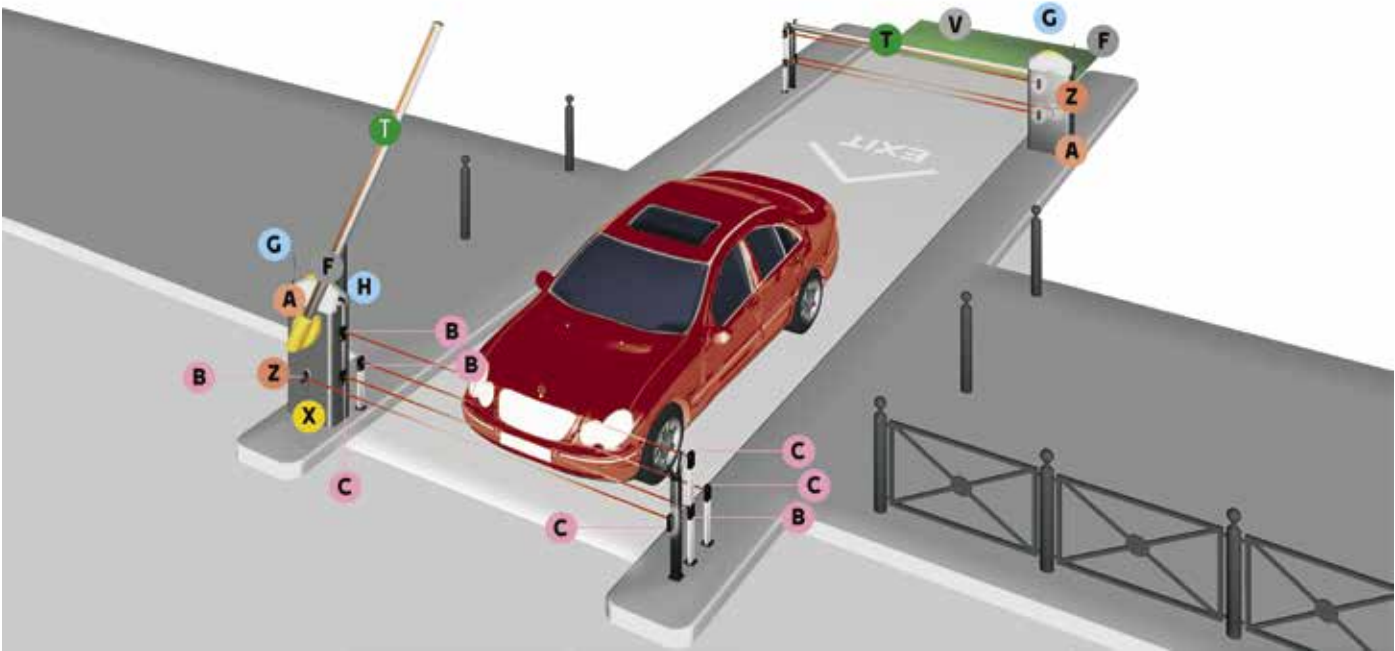
FOR SINGLE PARKING SPACES

Ideal for apartment-building parking facilities or for authorised staff parking.



FOR MULTIPLE PARKING SPACES

Ideal for small apartment-blocks or when a low-profile barrier is required.



COMPONENTS

- A

Barrier
- B

TX Photocells
- C

RX Photocells
- F

Flashing light
- G

Antenna
- H

Control switch
(Key – Code – Card or transponder fob)
- T

Boom with luminous cord
- X

Radio frequency card
- V

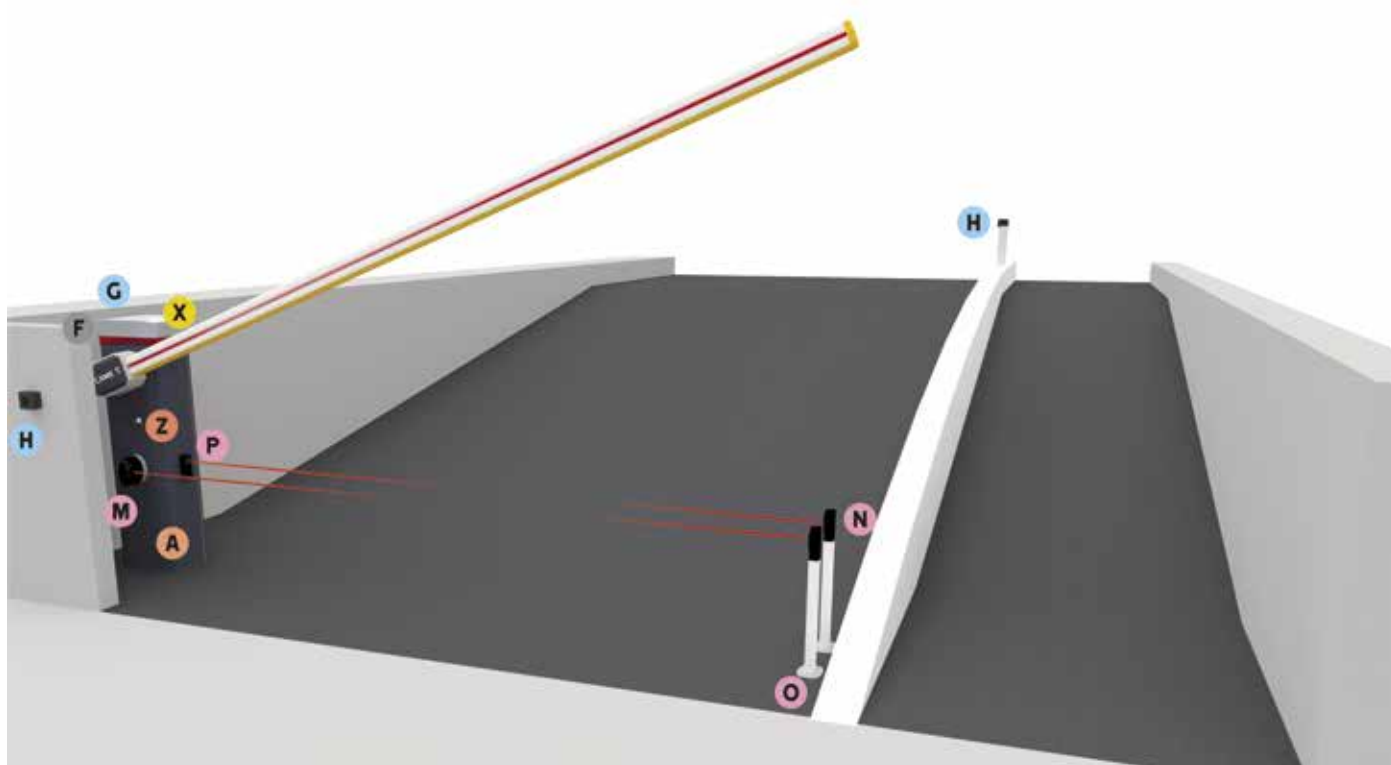
Metal mass detector sensor
- Z

Release device

CABLES FOR STANDARD INSTALLATIONS

LENGTH OF CABLE (m)	< 10	from 10 to 20	from 20 to 30
Power supply 230 V AC	3G x 1.5 mm ²	3G x 1.5 mm ²	3G x 2.5 mm ²
Flashing light 24 V AC - DC	2 x 1 mm ²	2 x 1 mm ²	2 x 1 mm ²
TX Photocells	2 x 0.5 mm ²	2 x 0.5 mm ²	2 x 0.5 mm ²
RX Photocells	4 x 0.5 mm ²	4 x 0.5 mm ²	4 x 0.5 mm ²
Control devices	*no. x 0.5 mm ²	*no. x 0.5 mm ²	*no. x 0.5 mm ²
Antenna	RG58 max 10 m		

*no. = see product mounting instructions - Attention: the cable section is merely indicative as it depends on the motor power and cable length.



COMPONENTS

- | | |
|--|-------------------------------|
| A Barrier | M TX Photocells |
| F Flashing light | N TX Photocells |
| G Antenna | O RX Photocells |
| H Control switch | P RX Photocells |
| (Key – Code – Card or transponder fob) | X Radio frequency card |
| | Z Release device |

CABLES FOR STANDARD INSTALLATIONS

LENGTH OF CABLE (m)	< 10	from 10 to 20	from 20 to 30
Power supply 230 V AC	3G x 1.5 mm ²	3G x 1.5 mm ²	3G x 2.5 mm ²
Power supply to motor 24 or 36 V DC	2G x 1.5 mm ²	2G x 1.5 mm ²	2G x 2.5 mm ²
Limit switch micro-switches	*no. x 0.5 mm ²	*no. x 0.5 mm ²	*no. x 0.5 mm ²
Flashing light 24 V AC - DC	2 x 1 mm ²	2 x 1 mm ²	2 x 1 mm ²
TX Photocells	2 x 0.5 mm ²	2 x 0.5 mm ²	2 x 0.5 mm ²
RX Photocells	4 x 0.5 mm ²	4 x 0.5 mm ²	4 x 0.5 mm ²
Control devices	*no. x 0.5 mm ²	*no. x 0.5 mm ²	*no. x 0.5 mm ²
Antenna	RG58 max 10 m		

*no. = see product mounting instructions - Attention: the cable section is merely indicative as it depends on the motor power and cable length.

GARD LT4

Automatic barriers



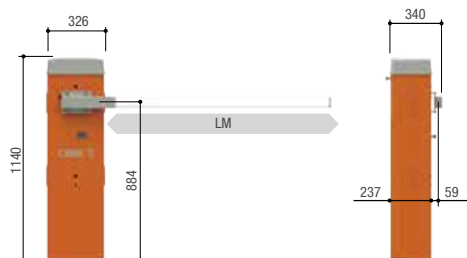
PASSAGE WIDTH CLEARANCE	MCBF	USE	SPEED
UP TO 4 m	1,5 MILLION CYCLES	300 CYCLES/HOUR	FROM 2 TO 6 SEC



Ideal solution for heavy-duty service on entrance

- 24 V DC operator with Advanced Speed Control.
- Tested for intensive use of 300 cycles/hour with MCBF 1,5 million cycles.
- Cabinet available in galvanised steel and painted RAL2004, AISI 304 steel, or in customised colour.
- Control board with display designed to connect to the Cloud via CAME Connect.
- Accessories that can be integrated directly into the cabinet.
- High visibility white signaling LED on the boom.
- It can be integrated with third party systems through MODBUS protocol.

Dimensions (mm)



LM = Max. net clearance width




Operational limits

MODELS	803BB-0370	803BB-0390	803BB-0400
Max. net clearance width (m)	4	4	4

Technical characteristics

MODELS	803BB-0370	803BB-0390	803BB-0400
Protection rating (IP)	54	54	54
Power supply (V - 50/60 Hz)	220-230 AC	220-230 AC	220-230 AC
Power supply to motor (V)	24 DC	24 DC	24 DC
Power (W)	190	190	190
Opening time at 90° (s)	2 ÷ 6	2 ÷ 6	2 ÷ 6
Cycles/Hour	300	300	300
Operating temperature (°C)	-20 ÷ +55 (-40 with item 803XA-0630)	-20 ÷ +55 (-40 with item 803XA-0630)	-20 ÷ +55 (-40 with item 803XA-0630)
RAL colour	2004	RAL X	-

● 24 V DC

Code	Description	List Price
230 V AC barriers with encoder and 24 V DC operator and built-in control panel		
803BB-0370 	GLT40AOS - Automatic barrier with irreversible gearmotor 24 V DC with encoder; painted galvanised steel cabinet; accessories available. Balance spring included.	£1,383.00
803BB-0390 	GLT40ACS - Automatic barrier with irreversible gearmotor 24 V DC with encoder; custom-RAL painted galvanised steel cabinet; accessories available. Balance spring included.	£1,759.00
803BB-0400 	GLT40AX4 - Automatic barrier with irreversible gearmotor 24 V DC with encoder; satin-finish AISI 304 steel cabinet; accessories available. Balance spring included.	£2,447.00






THE COMPLETE RANGE

Code	Description	List Price
Accessories for barriers		
001 G0401	White painted aluminium boom with end cap. Section 60 x 40 mm, boom length: 4.2 m.	£91.00
001 G0402	Tube section barrier made of white, painted aluminium. Ø 60 mm, boom length: 4.2 m.	£77.20
002 RSE	Interface card for controlling two operators or for enabling the Came Remote Protocol.	£28.10
001 R700	Control board for decoding and access-control management via transponder selector.	£50.40
001 R800	Control board for decoding and access-control management via keypad selectors.	£27.00
803XA-0300	Auxiliary contacts unit for detecting the boom position	£50.60
001 G02802	Support for fitting DIR-series photocells.	£14.10
803XC-0020	Modbus TCP/RTU bridge for integration with third party systems.	£440.00
803XA-0630	Cartridge heater with thermostat.	£167.00



NOTES:
001G02802 It cannot be used with a boom equipped with a skirt or swing rest




Code	Description	List Price
Accessories for: 001G0401		
001 G0403	Red rubber shock-proof edge with end caps.	£63.20
803XA-0580 	White LED strip for 60X40 boom, length 4 m.	£96.00
Accessories for: 001G0402		
803XA-0590 	Attachment for tubular boom 60 mm.	£53.00
Accessories for: 001G0401 - 001G0402		
803XA-0330	Swing rest.	£118.00
001 G02807	Fixed rest.	£98.00
803XA-0340	Painted aluminium skirt. 1720 mm module complete with junction brackets.	£169.00
803XA-0440	Swing rest - skirt support bracket.	£49.60
001 G0461	Package of 24 red, reflective, adhesive strips.	£22.30

**ATTENTION**

803XA-0340 - Standard skirt:
- Max. 2 modules for 4-meter boom.

When the passage width clearance is greater than 3 m, it is compulsory to use a boom rest to support it (fixed or movable).

THE COMPLETE RANGE

Code	Description	List Price
24 V DC accessories for barriers		
803XA-0290 	Control card kit for operating during power outages and for recharging batteries, with battery housing.	£118.00
009 SMA 	Single.-channel magnetic sensor for detecting metal masses.	£255.00
009 SMA2 	Two-channel magnetic sensor for detecting metal masses.	£362.00



SINGLE SPRING BALANCING

CAME's R&D department has developed a practical variable balancing system, which allows using a single spring that can be connected to the balancing lever at different predefined points. It is therefore no longer necessary to have specific springs for the different boom lengths, but it is sufficient to operate on the hooking system.



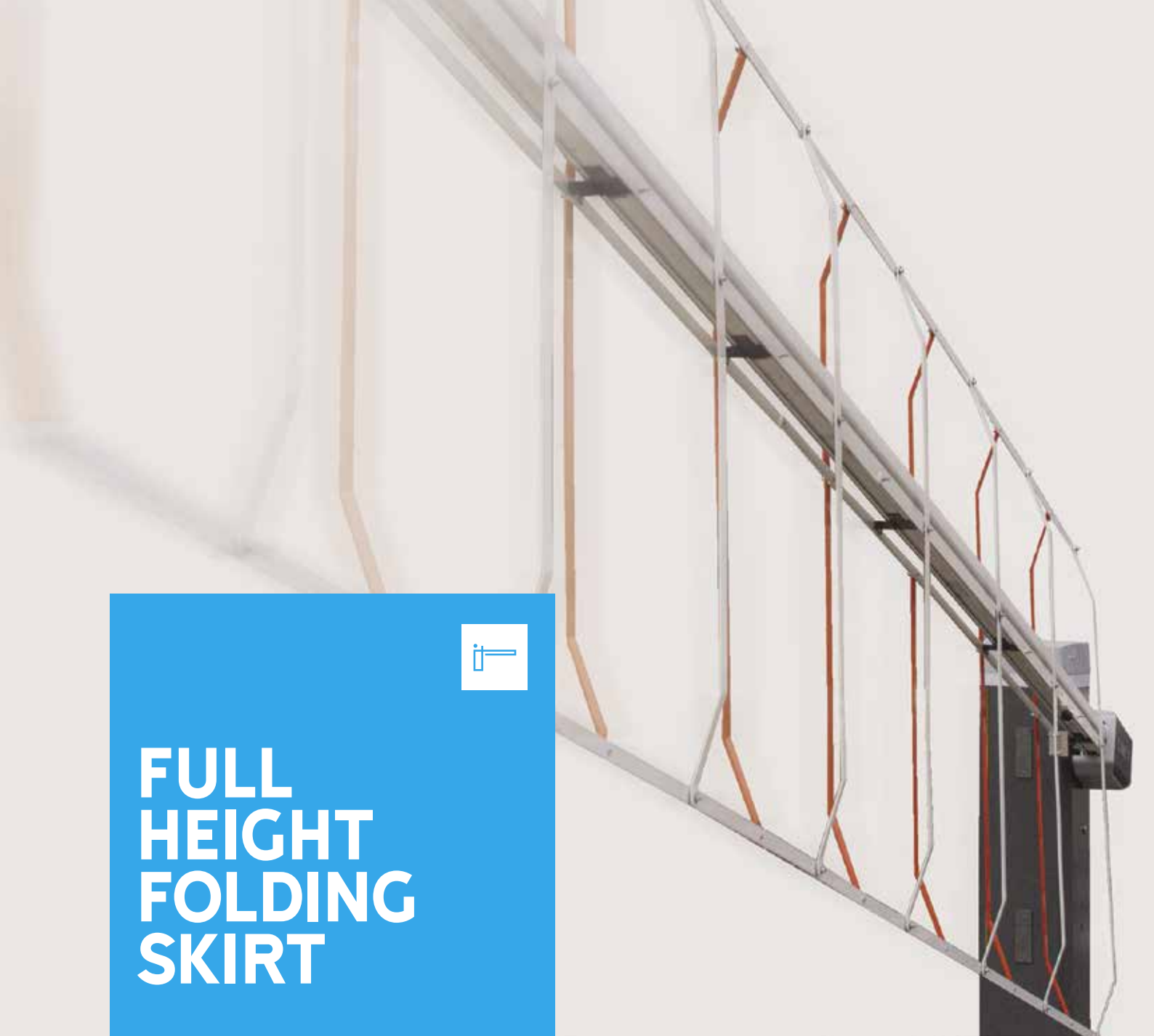
SIMPLE CONFIGURATION

The control board is positioned directly under the cabinet cover. All the configuration and maintenance phases can therefore be carried out comfortably standing upright, with the cabinet closed, in complete safety.



FOLDING SKIRT

Suitable for both residential and industrial use, the folding skirt is the ideal solution to prevent access by pedestrians or unauthorised vehicles.



FULL HEIGHT FOLDING SKIRT

FOR GARD GT8
SUITABLE FOR RESIDENTIAL
& INDUSTRIAL USE

FIND OUT MORE ON PAGE 110



CAME 

[CAME.COM](https://www.came.com)

GARD GT4

Automatic barriers



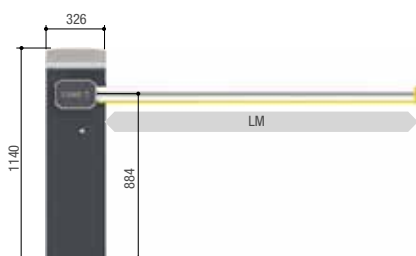
PASSAGE WIDTH CLEARANCE	MCBF	USE	SPEED
UP TO 5 m	3 MILLION CYCLES	350 CYCLES/HOUR	FROM 2 TO 6 SEC



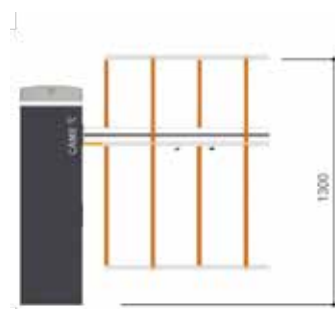
Ideal solution for heavy-duty service on driveway

- 24 V DC operator with Advanced Speed Control.
- Tested for intensive use of 350 cycles/hour with MCBF 3 million cycles.
- Cabinet available in galvanised steel and painted RAL7024, AISI 304 and AISI 316 steel, or in customised colour.
- Control board with display, CONNECT technology and inputs for CXN BUS accessories.
- Accessories that can be integrated directly into the cabinet.
- High visibility red/green LEDs on the crown and on both sides of the boom.
- It can be integrated with third party systems through MODBUS protocol.

Dimensions (mm)



LM = Max. net clearance width



803XA-0350

















Operational limits

MODELS	803BB-0160	803BB-0280	803BB-0240	803BB-0260
Max. net clearance width (m)	5	5	5	5

Technical characteristics




MODELS	803BB-0160	803BB-0280	803BB-0240	803BB-0260
Protection rating (IP)	54	54	54	54
Power supply (V - 50/60 Hz)	230 AC	230 AC	230 AC	230 AC
Power supply to motor (V)	24 DC	24 DC	24 DC	24 DC
Power (W)	240	240	240	240
Opening time at 90° (s)	2 ÷ 6	2 ÷ 6	2 ÷ 6	2 ÷ 6
Cycles/Hour	350	350	350	350
Operating temperature (°C)	-20 ÷ +55 (-40 with item 001PSRT01)	-20 ÷ +55 (-40 with item 001PSRT01)	-20 ÷ +55 (-40 with item 001PSRT01)	-20 ÷ +55 (-40 with item 001PSRT01)
RAL colour	7024	RAL X	-	-

● 24 V DC

Code	Description	List Price
230 V AC barriers with encoder and 24 V DC operator and built-in control panel		
803BB-0160    	GGT40AGS - Automatic barrier with irreversible 24 V DC operator with encoder; galvanised steel and painted cabinet with set up for fitting accessories. Balancing spring included.	£1,594.00
803BB-0280    	GGT40ACS - Automatic barrier with irreversible 24 V DC operator with encoder; galvanised steel cabinet with customised RAL painting and set up for fitting accessories. Balancing spring included.	£1,989.00
803BB-0240    	GGT40AX4 - Automatic barrier with irreversible 24 V DC operator with encoder; AISI 304 satin-finish steel cabinet with set up for fitting accessories. Balancing spring included.	£2,677.00
803BB-0260    	GGT40AX6 - Automatic barrier with 24 V DC irreversible operator with encoder; AISI 316 satin-finish steel cabinet with set up for fitting accessories. Balancing spring included.	£3,534.00



THE COMPLETE RANGE

Code	Description	List Price
Accessories for barriers		
803XA-0270	White painted aluminium boom, 90 x 60 mm, with internal reinforcement, groove cover-strip and shock-proof rubber profile. Length: 4220 mm.	£295.00
803XA-0640 	White painted aluminium modular boom, complete with cap, consisting of: no. 2 booms 90 x 60 L = 2600 mm, joint, internal reinforcement, hollow cover profiles and shockproof rubber profile.	£298.00
002 RSE	Interface card for controlling two operators or for enabling the Came Remote Protocol.	£28.10
001 R700	Control board for decoding and access-control management via transponder selector.	£50.40
001 R800	Control board for decoding and access-control management via keypad selectors.	£27.00
803XA-0300	Auxiliary contacts unit for detecting the boom position	£50.60
803XA-0280	Luminous red/green LED crown.	£88.90
001 G02802	Support for fitting DIR-series photocells.	£14.10
803XC-0020	Modbus TCP/RTU bridge for integration with third party systems.	£440.00
001 PSRT01	Heater kit with thermostat.	£211.00
806XG-0080  	BUS expansion module with 2 inputs and 2 outputs. Inputs can be configured in NO, NC or resistive mode (8K2), a warning light output and a relay output.	£47.00



NOTES:
001G02802 It cannot be used with a boom equipped with a skirt or swing rest
803XA-0640 cannot be used with 803XA_0350, 803XA-0340 e 803XA-0330.

Code	Description	List Price
Accessories for: 803XA-0270		
803XA-0320	Detachable boom attachment. After impact, the end of the detached boom rests onto the ground.	£497.00
803XA-0310	HD (Heavy Duty) joint for 90 x 60 mm boom.	£477.00
001 G02807	Fixed rest.	£98.00
803XA-0360	Magnetic lock for boom and fixed support.	£398.00
803XA-0330	Swing rest.	£118.00
803XA-0340	Painted aluminium skirt. 1720 mm module complete with junction brackets.	£169.00
803XA-0350	Full height skirt in painted aluminium. 1720 mm module, H =1300 mm, complete with junction brackets.	£285.00
803XA-0440	Swing rest - skirt support bracket.	£49.60
001 G02809	Package of 20 red, reflective, adhesive strips.	£25.80
803XA-0020	Red/green LED strips for booms up to 4-m long.	£129.00
803XA-0150	Red/green LED strip for booms up to 3 m long.	£118.00
803XA-0160	Red/green LED strip for jointed HD (Heavy Duty) boom up to 2 m long.	£96.70
803XA-0190	LED strips connection kit for HD jointed booms (Heavy Duty).	£77.30
803XA-0450	Steel support for road signs.	£61.80



ATTENTION

803XA-0340 - Standard skirt:
- Max. 2 modules for 4-meter boom.
803XA-0350 - Full height skirt:
- Max. 2 modules for 4-meter boom.

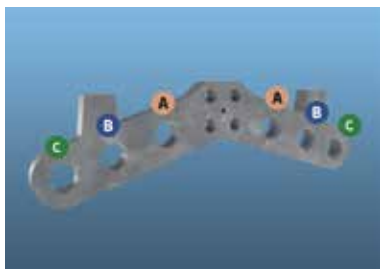
When the passage width clearance is greater than 3 m, it is compulsory to use a boom rest to support it (fixed or movable).
With boom over 3.5 meters, LED strip and single skirt it is mandatory to use the fixed support.
With boom over 3.25 meters, LED strip and full-height skirt it is mandatory to use the fixed support.
803XA-0310 and 803XA-0320 cannot be installed together.

THE COMPLETE RANGE

Code	Description	List Price
24 V DC accessories for barriers		
803XA-0290 24	Control card kit for operating during power outages and for recharging batteries, with battery housing.	£118.00
009 SMA 24	Single.-channel magnetic sensor for detecting metal masses.	£255.00
009 SMA2 24	Two-channel magnetic sensor for detecting metal masses.	£362.00

NOTES:
803XA-0290 - No. 2 12 V – 7 Ah batteries, not supplied.





FITTED FOR BALANCING SPRING

Point A, B and C are the springs' fastening points, depending on the clearance width.

The spring attachment points A, B and C refer to the table above.

GUIDE TO POSITIONING THE BALANCING SPRING

BOOM COMPOSITION	LATERAL CLEARANCE WIDTH (m)				
	2,25 < 2,75	2,75 < 3,25	3,25 < 3,50	3,50 < 3,75	3,75 < 4,00
Boom with LED strip	A	A	A	B	B
Boom with LED strip and single skirt	A	B	B	C	C
Boom with LED strip and full-height skirt	A	B	C	C	C*
Boom with LED strip and swing rest	-	-	B	B	C
Boom with LED strip, single skirt and swing rest	B	B	C	C*	-
Boom with LED strip, full-height skirt and swing rest	B	C	C*	-	-

* The boom must be stabilised at 60° opening during the balancing procedure.



SINGLE SPRING BALANCING

CAME's R&D department has developed a practical variable balancing system, which allows using a single spring that can be connected to the balancing lever at different predefined points. It is therefore no longer necessary to have specific springs for the different boom lengths, but it is sufficient to operate on the hooking system.



SIMPLE CONFIGURATION

The control board is positioned directly under the cabinet cover. All the configuration and maintenance phases can therefore be carried out comfortably standing upright, with the cabinet closed, in complete safety.



FULL-HEIGHT FOLDING SKIRT

Suitable for both residential and industrial use, the folding skirt is the ideal solution to prevent access by pedestrians or unauthorised vehicles. GARD GT4 can be equipped not only with a lower skirt, but also with a special full-height solution that can be fully folded to close the gate to a height of 130 cm. This accessory is made of aluminium with white/red painted strips.



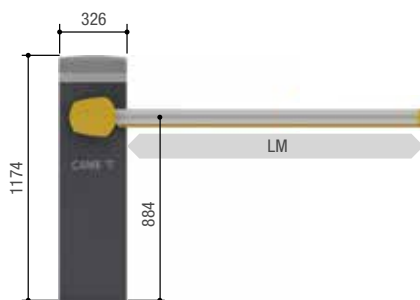
PASSAGE WIDTH CLEARANCE	MCBF	USE	SPEED
UP TO 3.8 m	10 MILLION CYCLES	CONTINUOUS OPERATION	FROM 1 TO 2 SEC



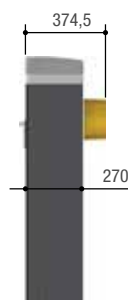
Specific solution for parking facilities and intensive duty cycles

- Brushless motor for high performance and silent operation.
- Continuous use tested for 10 million cycles (MCBF - mean cycle between failures).
- Modern design with galvanised steel cabinet with rough finish.
- Extended range power supply 120 - 230 V AC for energy saving in stand-by mode.
- Boom casing for protection against shearing in opening and closing.
- Available with high visibility red/green LEDs on the crown and on both sides of the boom.
- Available accessory for boom safety release in case of impact for high traffic applications.
- Control board with display.
- Developed with CONNECT technology for remote digital control via gateway or locally via CAME KEY.

Dimensions (mm)



LM = Max. net clearance width







803XA-0180

Operational limits

MODELS	803BB-0120
Max. net clearance width (m)	3,8

Technical characteristics

MODELS	803BB-0120
Protection rating (IP)	54
Power supply (V - 50/60 Hz)	100 AC ÷ 240 AC
Power supply to motor (V)	36 DC
Power (W)	270
Opening time at 90° (s)	1 ÷ 2
Duty/cycle (%)	CONTINUOUS SERVICE
Operating temperature (°C)	-20 ÷ +55 (-40 with item 803XA-0260)
RAL colour	7043

Code	Description	List Price
Barriers with Brushless motor and built-in control panel		
803BB-0120	GPX40MGS - Automatic barrier with irreversible brushless operator; painted galvanised steel cabinet.	£2.890.00
   		
Accessories for: 803BB-0120		
803XA-0050	White painted aluminium boom, 90 x 35 mm, with groove cover-strip and shock-proof rubber profile. Length: 4050 mm.	£207.00
803XA-0051	White painted aluminium boom, 90 x 35 mm, with groove cover strip and shock-proof rubber profile. Length: 3050 mm.	£165.00
002RSE	Interface card for controlling two operators or for enabling the Came Remote Protocol.	£28.10
001R700	Control board for decoding and access-control management via transponder selector.	£50.40
001R800	Control board for decoding and access-control management via keypad selectors.	£27.00
803XA-0140	Luminous red/green LED crown.	£86.00
803XA-0200	Auxiliary contacts assembly.	£58.60
803XA-0260	Heating system for GARD PX.	£221.00
803XC-0020	Modbus TCP/RTU bridge for integration with third party systems.	£440.00
Balancing springs		
001G02040	Balancing spring Ø 40 mm.	£52.70
001G04060	Balancing spring Ø 50 mm.	£66.70
001G06080	Balancing spring Ø 55 mm.	£79.50



THE COMPLETE RANGE

Code	Description	List Price
Accessories for: 803XA-0050 - 803XA-0051		
803XA-0020	Red/green LED strips for booms up to 4-m long.	£129.00
803XA-0150	Red/green LED strip for booms up to 3 m long.	£118.00
803XA-0160	Red/green LED strip for jointed HD (Heavy Duty) boom up to 2 m long.	£96.70
803XA-0190	LED strips connection kit for HD jointed booms (Heavy Duty).	£77.30
803XA-0180	HD (Heavy Duty) joint for 90 x 35 mm boom.	£430.00
803XA-0620	Detachable boom attachment 90 x 35 mm. After impact, the end of the detached boom rests onto the ground.	£629.00
001 G02807	Fixed rest.	£98.00
001 G02809	Package of 20 red, reflective, adhesive strips.	£25.80
24 V accessories for: 803BB-0120		
806SA-0100 24	Control card kit for operating during power outages and for recharging batteries, with battery housing.	£146.00
009 SMA 24	Single.-channel magnetic sensor for detecting metal masses.	£255.00
009 SMA2 24	Two-channel magnetic sensor for detecting metal masses.	£362.00



SPRING SELECTION GUIDE FOR 803XA-0050 – 803XA-0051 BOOM

MODELS	● Springs 001G02040 Ø 40 mm ● Springs 001G04060 Ø 50 mm			
	LATERAL CLEARANCE WIDTH (m)			
BOOM COMPOSITION	1,5 ÷ 1,75	1,75 ÷ 2,25	2,25 ÷ 2,75	2,75 ÷ 3,75
SPRING FASTENING HOLE	A	B	A	B
Boom with shock-resistant fender	●	●	●	●
Boom with shock-proof profile and LED strip	●	●	●	●

ATTENTION

* For maximum clearances greater than 3 m, you must use the G02807 fixed rest.



FITTED FOR BALANCING SPRINGS

Point A and B are the springs' fastening points, depending on the clearance width.

The spring attachment points A and B refer to the table above.

IMPORTANT:

In case of installation of the 803XA-0180 joint, consult the technical manual for selecting the spring.



LUMINOUS BOOM, MAXIMUM SAFETY

The new GARD PX Brushless barriers let you install, as an accessory, the special luminous crown that uses red and green light to signal the boom's position.

GARD GT8

Automatic barriers



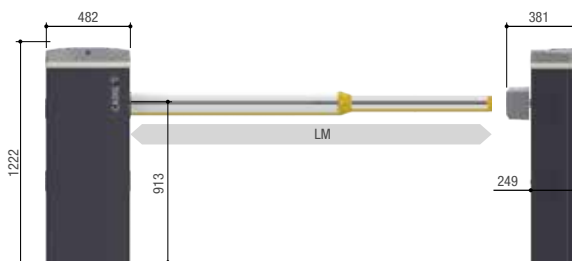
PASSAGE WIDTH CLEARANCE	MCBF	USE	SPEED
UP TO 7.8 m	3 MILLION CYCLES	160 CYCLES/HOUR	FROM 4 TO 8 SEC

Ideal solution for applying in private homes and industrial plants

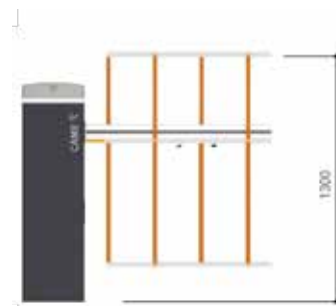


- 24 V DC operator with Advanced Speed Control.
- Tested for intensive use of 160 cycles/hour with MCBF 3 million cycles.
- Cabinet available in galvanised steel and painted RAL7024, AISI 304 and AISI 316 steel, or in customised colour.
- Control board with display, CONNECT technology and inputs for CXN BUS accessories.
- Accessories that can be integrated directly into the cabinet.
- High visibility red/green LEDs on the crown and on both sides of the boom.
- It can be integrated with third party systems through MODBUS protocol.

Dimensions (mm)



LM = Max. net clearance width



803XA-0350

















Operational limits

MODELS	803BB-0180	803BB-0290	803BB-0250	803BB-0270
Max. net clearance width (m)	7,8	7,8	7,8	7,8

Technical characteristics


MODELS	803BB-0180	803BB-0290	803BB-0250	803BB-0270
Protection rating (IP)	54	54	54	54
Power supply (V - 50/60 Hz)	230 AC	230 AC	230 AC	230 AC
Power supply to motor (V)	24 DC	24 DC	24 DC	24 DC
Power (W)	300	300	300	300
Opening time at 90° (s)	4 ÷ 8	4 ÷ 8	4 ÷ 8	4 ÷ 8
Cycles/Hour	160	160	160	160
Operating temperature (°C)	-20 ÷ +55 (-40 with item 001PSRT01)	-20 ÷ +55 (-40 with item 001PSRT01)	-20 ÷ +55 (-40 with item 001PSRT01)	-20 ÷ +55 (-40 with item 001PSRT01)
RAL colour	7024	RAL X	-	-

● 24 V DC

Code	Description	List Price
230 V AC barriers with encoder and 24 V DC operator and built-in control panel		
803BB-0180	GGT80AGS - Automatic barrier with irreversible 24 V DC operator with encoder; galvanised steel and painted cabinet with set up for fitting accessories. Balancing springs included.	£1,860.00
   		
803BB-0290	GGT80ACS - Automatic barrier with irreversible 24 V DC operator with encoder; galvanised steel cabinet with customised RAL painting and set up for fitting accessories. Balancing springs included.	£2,253.00
   		
803BB-0250	GGT80AX4 - Automatic barrier with irreversible 24 V DC operator with encoder; AISI 304 satin-finish steel cabinet with set up for fitting accessories. Balancing springs included.	£3,180.00
   		
803BB-0270	GGT80AX6 - Automatic barrier with irreversible 24 V DC operator with encoder; AISI 316 satin-finish steel cabinet with set up for fitting accessories. Balancing springs included.	£4,087.00
   		



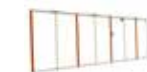
THE COMPLETE RANGE

Code	Description	List Price
Accessories for barriers		
803XA-0400	White painted aluminium boom, 130 x 85 mm, with internal reinforcement, groove cover-strip and shock-proof rubber profile. Length: 4340 mm.	£385.00
803XA-0650	White painted aluminium boom, 130 x 85 mm, with internal reinforcement, groove cover-strip and shock-proof rubber profile. Length: 6000 mm.	£540.00
803XA-0410	White painted aluminium boom, 130 x 85 mm, with internal reinforcement, groove cover-strip and shock-proof rubber profile. Length: 6350 mm.	£560.00
803XA-0420	White painted aluminium modular boom, complete with cap, composed by: no. 1 boom 90 x 60 L = 4220 mm, no. 1 boom 130 x 85 L = 4340 mm, hollow cover profiles and shockproof rubber profile.	£670.00
002 RSE	Interface card for controlling two operators or for enabling the Came Remote Protocol.	£28.10
001 R700	Control board for decoding and access-control management via transponder selector.	£50.40
001 R800	Control board for decoding and access-control management via keypad selectors.	£27.00
803XA-0380	Auxiliary contacts unit for detecting the boom position	£28.10
803XA-0430	Luminous red/green LED crown.	£97.90
803XA-0240	Red/green LED strip for booms up to 6.5 m long.	£201.00
803XA-0250	Red/green LED strip for booms up to 8 m long.	£253.00
001 G02802	Support for fitting DIR-series photocells.	£14.10
803XC-0020	Modbus TCP/RTU bridge for integration with third party systems.	£440.00
001 PSRT01	Heater kit with thermostat.	£211.00
806XG-0080 	BUS expansion module with 2 inputs and 2 outputs. Inputs can be configured in NO, NC or resistive mode (8K2), a warning light output and a relay output.	£47.00



NOTES:
001G02802 It cannot be used with a boom equipped with a skirt or swing rest

Code	Description	List Price
Accessories for: 803XA-0400 - 803XA-410		
803XA-0350	Full height skirt in painted aluminium. 1720 mm module, H =1300 mm, complete with junction brackets.	£285.00
Accessories for: 803XA-0400 - 803XA-0410 - 803XA-0420		
001 G02807	Fixed rest.	£98.00
803XA-0360	Magnetic lock for boom and fixed support.	£398.00
803XA-0330	Swing rest.	£118.00
803XA-0340	Painted aluminium skirt. 1720 mm module complete with junction brackets.	£169.00
803XA-0390	Detachable attachment for 130 x 85 mm boom. After impact, the end of the detached boom rests onto the ground.	£876.00
001 G02809	Package of 20 red, reflective, adhesive strips.	£25.80
803XA-0440	Swing rest - skirt support bracket.	£49.60
803XA-0450	Steel support for road signs.	£61.80



NOTES:
The fixed rest for boom 001G02807 must OBLIGATORILY be used for clearance widths greater than 7 m.
The swing rest 803XA-0330 is for a clearance width up to 7 m.

ATTENTION

803XA-0340 - Standard skirt:
- Max. 2 modules for 4-meter boom
- Max. 3 modules for 6-meter boom
- 4 modules up to max. 7-meter boom

803XA-0350 - Full height skirt:
- Max. 2 modules for 4-meter boom
- Max. 3 modules for 6-meter boom
- Not compatible with modular boom 803XA-0420

When the passage width clearance is greater than 4 m, it is compulsory to use a boom rest to support it (fixed or movable).
803XA-0390: Not compatible with skirts 803XA-0350 - 803XA-0340. Maximum boom length: 6 m.

THE COMPLETE RANGE


Code	Description	List Price
24 V DC accessories for barriers		
803XA-0370 24	Control card kit for operating during power outages and for recharging batteries, with battery housing.	£118.00
009 SMA 24	Single.-channel magnetic sensor for detecting metal masses.	£255.00
009 SMA2 24	Two-channel magnetic sensor for detecting metal masses.	£362.00



NOTES:
803XA-0370 - No. 2 12 V - 7 Ah batteries not supplied.

GUIDE TO POSITIONING THE BALANCING SPRING


BOOM COMPOSITION	LATERAL CLEARANCE WIDTH (m)						
	4,00 < 4,50	4,50 < 5,00	5,00 < 5,50	5,50 < 6,00	6,00 < 6,50	6,50 < 7,00	7,00 < 7,80
Boom with LED strip	A	A	B	A A	A A	A A	B B
Boom with LED strip and single skirt	B	A A	A A	B B	B B	B B	-
Boom with LED strip and full-height skirt	A A	A A	B B	B B	-	-	-
Boom with LED strip and swing rest	A	B	A A	A A	A A	A A	-
Boom with LED strip, single skirt and swing rest	A A	A A	A A	B B	-	-	-
Boom with LED strip, full-height skirt and swing rest	A A	B B	B B	-	-	-	-



FITTED FOR BALANCING SPRINGS

Point A and B are the springs' fastening points, depending on the clearance width.

The spring attachment points A and B refer to the table above.



LUMINOUS BOOM, MAXIMUM SAFETY

The new GARD GT8 barriers incorporate as an accessory, the luminous warning device with green or red light, depending on the position of the boom.



SIMPLE CONFIGURATION

The control board is positioned directly under the cabinet cover.

All the configuration and maintenance phases can therefore be carried out comfortably standing upright, with the cabinet closed, in complete safety.



FULL-HEIGHT FOLDING SKIRT

Suitable for both residential and industrial use, the folding skirt is the ideal solution to prevent access by pedestrians or unauthorised vehicles. GARD GT8 can be equipped not only with a lower skirt, but also with a special full-height solution that can be fully folded to close the gate to a height of 130 cm. This accessory is made of aluminium with white/red painted strips.

Automatic barriers

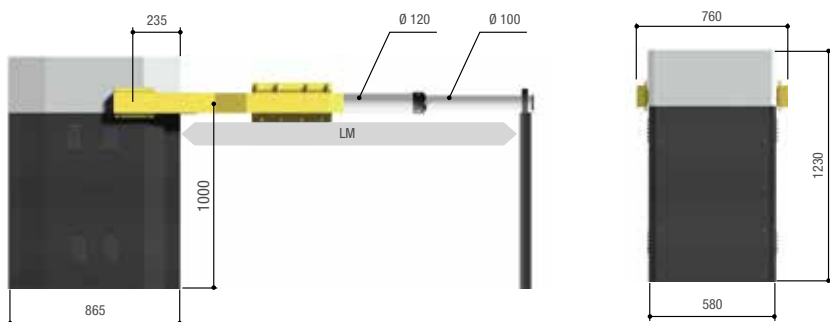
PASSAGE WIDTH CLEARANCE	MCBF	USE	SPEED
UP TO 12 m	600,000 CYCLES	50 %	10 S



Specific solution for special applications

- Two 24 V DC gearmotors installed on the same axis to offer greater drive torque.
- Balancing with modular counterweights, it guarantees a safe and reliable movement of the boom.
- Sturdy structure with galvanised steel cabinet with rough finish.

Dimensions (mm)







LM = Max. net clearance width

Operational limits

MODELS	G12000K
Max. net clearance width (m)	12

Technical characteristics

MODELS	G12000K
Protection rating (IP)	54
Power supply (V - 50/60 Hz)	230 AC
Power supply to motor (V)	24 DC
Absorption (A)	15 Max.
Power (W)	300
Opening time at 90° (s)	10
Duty/cycle (%)	50
Torque (Nm)	600
Operating temperature (°C)	-20 ÷ +55
RAL colour	7043

Code	Description	List Price
Barriers with 24 V DC gearmotor and built-in control panel		
001 G12000K 	Barrier made of painted, galvanised steel.	£5,632.00
Accessories for: 001G12000K		
001 G0121	White painted aluminium tube boom, with end cap, made up of: L one fixed rest, one tube boom L = 6,200 mm Ø 120 mm, one tube boom L = 6,000 mm Ø 100 mm, one boom extender accessory.	£1,673.00
001 G1325	Package of 20 counter-weights.	£3,389.00
Accessories for: 001G0121		
001 G0461	Package of 24 red, reflective, adhesive strips.	£22.30
24 V accessories for: 001G12000K		
002 LB38 	Circuit board for emergency operation and battery charging.	£56.20
009 SMA 	Single.-channel magnetic sensor for detecting metal masses.	£255.00
009 SMA2 	Two-channel magnetic sensor for detecting metal masses.	£362.00



NOTES:

002LB38 - Three 12 V - 7 Ah batteries (not supplied), set up a suitable external battery housing that can fit in the barrier cabinet on: 001G12000K

Automatic barriers

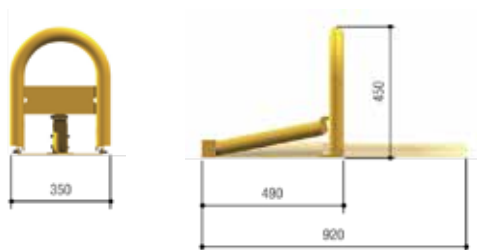
PARKING SPACE MAXIMUM WIDTH	SPACES EXTENSION	USE
UP TO 2.45 m	MAX 4	INTENSIVE

Parking saver for residential settings and public spaces

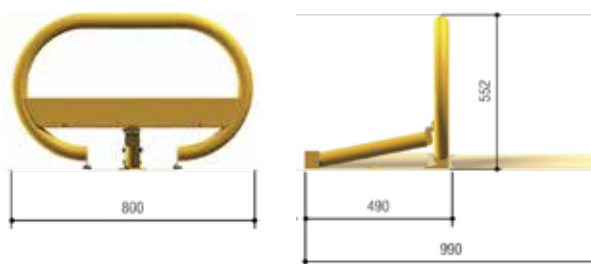


- Solution controllable via radio, to reserve the parking space.
- Simple and functional fixing base.
- It works in emergency mode during power outages.
- Safety is ensured by the amperometric obstruction-detecting and limit-switch controlling device.
- Available in 2 models: small and large.
- Built in galvanised steel and painted RAL 1028 with textured finish.

Dimensions (mm)



001UNIP
001ARK1



001UNIP
001ARK2





Operational limits

MODEL	UNIP + ARK1	UNIP + ARK2
Max clearance width of parking space (m)	2	2,45

NOTE: Coloure RAL 1028

Technical characteristics

MODELS	UNIP
Protection rating (IP)	54
Power supply (V - 50/60 Hz)	230 AC
Power supply to motor (V)	24 AC
Absorption (A)	1,7 Max.
Power (W)	20
Duty/cycle (%)	HEAVY-DUTY SERVICE
Resistance to crushing (kg/cm ²)	2,5
Operating temperature (°C)	-20 ÷ +55

Code	Description	List Price
Parking guard barriers with 24 V DC gearmotor		
001 UNIP 	Irreversible gearmotor with fastening plate.	£233.00
Extra accessories		
001 ARK1	SMALL barrier.	£116.00
001 ARK2	LARGE barrier.	£220.00
Control panels for 24 V DC gearmotors		
801 QA-0030 	ZL22N - Control panel for one parking saver barrier, extensible up to 4 barriers with no. 3 LM22N boards.	£130.00
Accessories for: 801QA-0030		
801 XC-0110 	LM22N - Extension board for one motor.	£40.50
002 LB22 	Circuit board for emergency operation and battery charging.	£38.60

NOTES:
002LB22 - No. 2 12 V – 1.2 Ah batteries, not supplied.



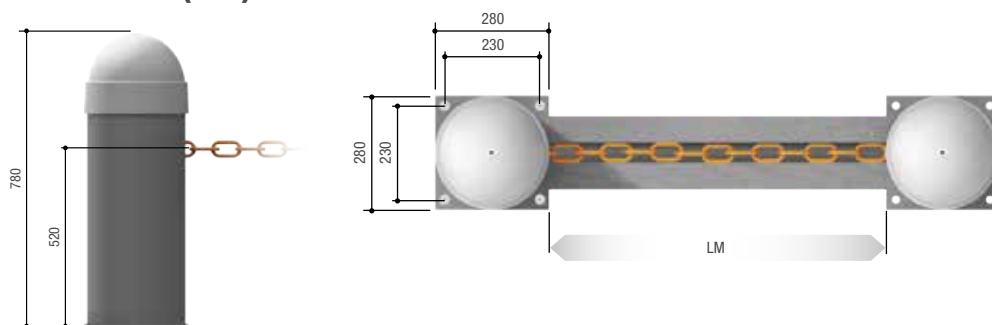
PASSAGE WIDTH CLEARANCE	CHAIN TYPE	USE
UP TO 16 m	5 OR 9 mm	INTENSIVE



Solution for access management in private and public settings

- CAME patented device for the management of reserved areas and private accesses.
- Sturdy and impact-resistant steel structure.
- Quick and simple installation.
- Guides to guarantee the chain protection with open passage.
- 24 V DC version available for obstacle detection and chain speed adjustment.

Dimensions (mm)



LM = Max. net clearance width

Operational limits

MODEL	CAT-15 (5 mm chain)	CAT-5 (9 mm chain)
Max. net clearance width (m)	16	8

NOTES: Cover colour RAL 9006 – Cabinet colour ROUGH Grey code 053 0837

Technical characteristics

MODELS	803BC-0010	803BC-0020
Protection rating (IP)	24	24
Power supply (V - 50/60 Hz)	230 AC	230 AC
Power supply to motor (V)	230 AC 50/60 Hz	24 DC
Absorption (A)	2,7	10 Max.
Power (W)	300	240
Intermittence/Duty-cycle (cycles/hour)	11	45
Cycle time (s)	11	6 to 12
RAL colour	Cover 7040 - Post 7024	-
Working temperature (°C)	-20 to +55	-20 to +55
Motor thermal protection (°C)	150	150

Code	Description	List Price
230 V AC chain-barrier		
803BC-0010	Post with gearmotor and built-in control panel.	£1,122.00
24 V DC chain barrier		
803BC-0020	Post with gearmotor and built-in control panel.	£1,536.00
Chain-barrier post, for: 001CAT-X – 001CAT-X24 - 001CAT-X110 - 001CAT-X24110		
803BC-0030	Post with counter-weight and chain latch.	£630.00
Accessories		
001 CAT-5	Genovese-type, 9 mm chain for clearances of up to 8 m.	£101.00
001 CAT-15	Genovese-type, 5 mm chain for clearances of up to 16 m.	£131.00
001 CAR-2	Above-round, chain protection guide L = 2 m.	£145.00
001 CAR-4	Below-ground, chain protection guide L = 2 m.	£143.00
Accessories for: 001CAT-X24 - 001CAT-X24110		
002 LB38	Circuit board for emergency operation and battery charging.	£56.20

NOTES:
 002LB38 - No. 3 12 V – 1.2 Ah batteries, not supplied.
 002LB38 - Three 12 V - 7 Ah batteries (not supplied), set up an external battery housing on: 001CAT-X24 - 001CAT-X24110.



CONTROL BOARD FUNCTIONS

The table shows all of the characteristics of the street barrier control-panels.
The ones in bold type are important for choosing which operator to install and should be assessed from the start.

	36	24	24
Models / Series	803BB-0120	803BB-0160 803BB-0280 803BB-0240 803BB-0260 803BB-0180 803BB-0290 803BB-0250 803BB-0270	803BB-0410 803BB-0430 803BB-0440 803BB-0370 803BB-0390 803BB-0400
Control board / Control panel	ZLB30B	ZL392B	ZL392C
Safety			
SELF-DIAGNOSING safety decives	●	●	●
PRE-FLASHING when opening and closing	●	●	●
REOPENING during closing	●	●	●
CLOSING AGAIN during opening		●	●
Obstruction WAIT		●	●
TOTAL STOP	●	●	●
PARTIAL STOP	●	●	●
OBSTRUCTION DETECTION in front of photocells	●	●	●
ENCODER	●	●	●
MOVEMENT CONTROLLING and OBSTRUCTION DETECTING device.	●	●	●
AMPEROMETRIC DETECTION	●	●	●
Command			
PARTIAL OPENING 1 leaf		●	●
OPEN ONLY from transmitter and/or from button	●	●	●
ONLY OPEN or ONLY CLOSE button connection	●	●	●
OPEN-STOP-CLOSE-STOP from the transmitter and/or button	●	●	●
OPEN-CLOSE-INVERT from the transmitter and/or button	●	●	●
MAINTAINED ACTION	●	●	●
IMMEDIATE CLOSING	●	●	●
Characteristics			
FLASHING LIGHT connection	●	●	●
CYCLE LIGHT connection	●	●	●
COURTESY LIGHT connection	●	●	●
Antenna	●	●	●
OPEN ALERT LIGHT connection	●	●	●
CLOSED ALERT LIGHT connection		●	●
SELF-LEARNING of the transmitter's RADIO CODE	●	●	●
OPERATING TIME adjusting			
ELECTROLOCK/ELECTROBLOCK connection	●	●	●
SLEEP MODE			
Adjustable AUTOMATIC CLOSING AGAIN TIME	●	●	●
OPENING and/or CLOSING slow downs	●	●	●
EMERGENCY BATTERY operation (optional)	●	●	●
MASTER-SLV	●	●	●
Adjustable TRAVEL and SLOW-DOWN speeds*	●	●	●
DISPLAY	●	●	●
Electronic brake			
SELF-LEARNING opening and closing limit-switches	●	●	●
Connection to the solar panel			
Compatible with CONNECT technology	●	●	●
CRP control	●		
Firmware update from USB	●		
PASSWORD protecting access to functions	●	●	●
MANEUVER COUNTER	●	●	●
Number of operations setting for MAINTENANCE	●	●	●

● 24 - 36 V DC






* Only available in paired mode

The table shows the characteristics of the parking system and chain barrier, operator-specific, control panels.
The ones in bold type are important for choosing which operator to install and should be assessed from the start.

Models / Series	<div> <div>24</div> <div>24</div> </div>		
	CAT-X	CAT-X24	UNIPARK
Control board / Control panel	ZC5	ZL37C	ZL22N
Safety			
SELF-DIAGNOSING safety decives			
PRE-FLASHING when opening and closing		•	
REOPENING during closing	•	•	•
CLOSING AGAIN during opening			
Obstruction WAIT			
TOTAL STOP	•	•	•
PARTIAL STOP			
OBSTRUCTION DETECTION in front of photocells		•	
ENCODER			
MOVEMENT CONTROLLING and OBSTRUCTION DETECTING device.			
AMPEROMETRIC DETECTION		•	•
Command			
PEDESTRIAN OPENING 1 leaf			
PARTIAL OPENING 1 leaf			
OPEN ONLY from transmitter and/or from button			
ONLY OPEN or ONLY CLOSE button connection	•	•	
OPEN-STOP-CLOSE-STOP from the transmitter and/or button			
OPEN-CLOSE-INVERT from the transmitter and/or button	•	•	•
MAINTAINED ACTION		•	
DELAYED OPENING 1st leaf			
DELAYED OPENING 2nd leaf			
IMMEDIATE CLOSING		•	
EMERGENCY RELEASE from the transmitter			
Characteristics			
FLASHING LIGHT connection	•	•	
CYCLE LIGHT connection			
COURTESY LIGHT connection			
Antenna	•	•	•
OPEN ALERT LIGHT connection	•	•	
CLOSED ALERT LIGHT connection	•		
Contact output for 2nd RADIO CHANNEL			
SELF-LEARNING of the transmitter's RADIO CODE	•	•	•
OPERATING TIME adjusting	•		
Connection for the ELECTRIC LOCK and/or RAMMING			
SLEEP MODE			
Adjustable AUTOMATIC CLOSING AGAIN TIME	•	•	
OPENING and/or CLOSING slow downs			
EMERGENCY BATTERY operation (optional)		•	•
MASTER-SLV			
Adjustable TRAVEL and SLOW-DOWN speeds*		•	
DISPLAY			
Electronic brake			
SELF-LEARNING opening and closing limit-switches			
Connection to the solar panel			
CAME Connect			
Designed to fit RIO System 2.0			
CRP control			
ENERGY SAVINGS control (001RGP1)			
Firmware update from USB			

● 230 V AC ● 24 V DC

CONTROL AND SAFETY ACCESSORIES











126	SELECTION GUIDE
136	TTS
138	TOP
142	DXR
144	DLX
146	DIR
148	KLT
150	KRX
152	SEL KEY
154	SEL DIGITAL
158	RBE-RE
162	GATEWAY
164	EDG
168	RIO SYSTEM 2.0
170	QUICK&EASY ACCESS

Selection guide





CONTROL AND SAFETY ACCESSORIES

The control and safety accessories complete and optimise the system and ensure its efficiency and peace-of-mind of the user, in full compliance with European Standards. The following pages are laid out to simplify your choosing of accessories that best suit your system.

SAFETY ACCESSORIES

Product	Series	Characteristic	Type	Code	
Photocells	DIR	Surface mounted	Synchronised infrared	001DIR10	
		Surface mounted	Synchronised infrared	001DIR20	
		Surface mounted	Synchronised infrared	001DIR30	
	DXR	Surface mounted	Synchronised infrared	806TF-0030	
		Surface mounted	Synchronised infrared	806TF-0040	
		Surface mounted	Battery-operated synchronised infrared	806TF-0060	
		Surface mounted	Synchronised infrared with CXN BUS connection	806TF-0110	
	DLX	Recess mounted	Synchronised infrared	806TF-0070	
		Surface mounted	Synchronised infrared	806TF-0080	
		Recess mounted	Synchronised infrared with CXN BUS connection	806TF-0090	
		Surface mounted	Synchronised infrared with CXN BUS connection	806TF-0100	
Wireless safety systems	RIO System 2.0	Surface mounted	Radio control module	806SS-0050	
		Surface mounted	Wireless flashing light	806SS-0030	
		Surface mounted	Wireless infrared beam photocells	806SS-0010	
		Surface mounted	Wireless module for sensitive safety-edges.	806SS-0020	
		Plug-in	Radio control module	806SS-0040	

SAFETY ACCESSORIES

Product	Series	Characteristic	Type	Code	
Sensitive safety-edges	EDG F	Resistive	Self assembly L = 900 mm	806ED-0110	
		Resistive	Self assembly L = 1400 mm	806ED-0111	
		Resistive	Self assembly L = 1900 mm	806ED-0112	
		Resistive	Self assembly L = 2400 mm	806ED-0113	
		Resistive	Self assembly L = 3000 mm	806ED-0114	
		Resistive	Self assembly L = 3500 mm	806ED-0115	
	EDG H	Resistive	Self assembly L = 1500 mm	806ED-0130	
		Resistive	Self assembly L = 1700 mm	806ED-0131	
		Resistive	Self assembly L = 2000 mm	806ED-0132	
		Resistive	Self assembly L = 2500 mm	806ED-0133	
	EDG I	Resistive	Self assembly L = 1500 mm	806ED-0140	
		Resistive	Self assembly L = 1700 mm	806ED-0141	
		Resistive	Self assembly L = 2000 mm	806ED-0142	
		Resistive	Self assembly L = 2500 mm	806ED-0143	
	EDG L	Resistive	Self assembly L = 1500 mm	806ED-0150	
		Resistive	Self assembly L = 1700 mm	806ED-0151	
		Resistive	Self assembly L = 2000 mm	806ED-0152	
		Resistive	Self assembly L = 2500 mm	806ED-0153	
	KRX	Built-in antenna	LED	806LA-0010	
		Built-in antenna	LED	806LA-0020	
		Built-in antenna	LED	806LA-0030	
		Built-in antenna	LED with BUS CXN connection	806LA-0050	
		Built-in antenna	LED with BUS CXN CONNECT connection	806LA-0070	
	KLT	Built-in antenna	LED	806LA-0060	







For all sensitive safety edges, individual items are available for tailor-made composition.



CONTROL ACCESSORIES

Product	Series	Characteristic	Type	Code	
Selectors	SEL Digital	Surface mounted	Bluetooth digital Standalone	806SL-0340	
		Surface mounted	Bluetooth digital Standalone	806SL-0350	
		Surface mounted	Bluetooth digital Standalone	806SL-0360	
		Surface mounted	Plug-in digital bluetooth	806SA-0140	
		Surface mounted	Digital transponder with BUS CXN connection	806SL-0300	
		Recess mounted	Digital transponder with BUS CXN connection	806SL-0310	
		Surface mounted	Digital transponder MiFare with BUS CXN connection	806SL-0320	
		Recess mounted	Digital transponder MiFare with BUS CXN connection	806SL-0330	
		Surface mounted	Digital with wireless keypad	806SL-0170	
		Surface mounted	Digital with wireless keypad	806SL-0180	
		Surface mounted	Digital with BUS CXN connection keypad	806SL-0280	
		Recess mounted	Digital with BUS CXN connection keypad	806SL-0290	
SEL Key		Recess mounted	Microwave sensor	806SL-0260	
		Indoor	Magnetic sensor	001SMA	
		Indoor	Magnetic sensor	001SMA2	
		Indoor	Magnetic sensor	001SMA220	
		Surface mounted	Key-operated with DIN cylinder	806SL-0050	
		Surface mounted	Key-operated with DIN cylinder CXN BUS	806SL-0070	
		Surface mounted	Key-operated with DIN cylinder For 230 V	806SL-0090	
		Recess mounted	Key-operated with DIN cylinder	806SL-0060	
		Recess mounted	Key-operated with DIN cylinder CXN BUS	806SL-0080	
		Recess mounted	Key-operated with DIN cylinder For 230 V	806SL-0100	
		Surface mounted	Key-operated with cylinder	806SL-0010	
		Surface mounted	Key-operated with cylinder CXN BUS	806SL-0030	
		Recess mounted	Key-operated with cylinder	806SL-0020	
		Recess mounted	Key-operated with cylinder CXN BUS	806SL-0040	
		Surface mounted	Key-operated without DIN cylinder	806SL-0051	
		Recess mounted	Key-operated without DIN cylinder	806SL-0061	

CONTROL ACCESSORIES

Product	Series	Characteristic	Type	Code	
Transmitters	TOP	433.92 MHz Rolling code	4 buttons	806TS-0270	
		433,92 MHz Fixed Code	2 buttons	806TS-0300	
		433,92 MHz Fixed Code	4 buttons	806TS-0310	
		433.92 MHz - 868.35 MHz Rolling code	4 buttons	806TS-0290	
		433.92 MHz - 868,35 MHz Fixed code	4 buttons	806TS-0330	
	TTS	433.92 MHz - 868.35 MHz Rolling code	4 buttons	806TS-0230	
		433,92 MHz Fixed Code	4 buttons	806TS-0240	
		433,92 MHz Rolling Code	4 buttons	806TS-0250	



FUNCTIONS TABLE

Characteristics

SERIES	MODEL	FREQUENCY 433.92 MHz	FREQUENCY 868.35 MHz	MODE FIXED CODE	MODE ROLLING CODE
SEL Digital	806SL-0170	●		●	●
	806SL-0180		●	●	●
TTS	806TS-0230	●	●		●
	806TS-0240	●		●	
	806TS-0250	●			●
	806TS-0270	●			●
TOP	806TS-0300	●		●	
	806TS-0310	●		●	
	806TS-0290	●	●		●
	806TS-0330	●	●	●	



KLT FOR BARRIERS

KLT is the perfect solution for application on GARD LT4 automatic barriers. The simple connection and the possibility of customising colours and flashing type, allow the installer to choose the best signaling configuration for each specific context.

Transmitters-receivers pairings

SERIES	MODEL	CONTROL PANEL TYPE			RECEIVER TYPE		RECEIVER MODULES *	
		CONTROL PANEL WITH DISPLAY *	CONTROL PANEL WITHOUT DISPLAY *	CONTROL PANEL WITH CXN BUS	TWO-CHANNEL RECEIVER		806RV-0010	806RV-0020
SEL Digital		Plug-in radio-frequency board			001RE432M	001RE862M	Plug-in radio-frequency board	
	806SL-0170	001AF43S			●		001AF43S	
	806SL-0180	001AF868				●	001AF868	
	806SL-0280	001R800** or 806SL-0370		●				
	806SL-0290			●				
	806SL-0300	001R700** or 806SL-0370		●				
	806SL-0310			●				
	806SL-0320			●				
	806SL-0330			●				
TTS	806TS-0230	001AF43S or 001AF868	001AF43SR or 001AF868SR		●	●	001AF43S or 001AF868	
	806TS-0240	001AF43S	001AF43TWI(Key Code)		●		001AF43S	
	806TS-0250	001AF43S	001AF43SR		●		001AF43S	
TOP	806TS-0270	001AF43S	001AF43SR		●		001AF43S	
	806TS-0300	001AF43S	001AF43SR		●		001AF43S	
	806TS-0310	001AF43S	001AF43SR		●		001AF43S	
	806TS-0290	001AF43S or 001AF868	001AF43SR or 001AF868SR		●	●	001AF43S or 001AF868	
	806TS-0330	001AF43S or 001AF868 (Default)	001AF43SR or 001AF868SR		●	●	001AF43S or 001AF868	

Note

* Decoder control card to buy depending on the type of control panel

** If required in the control panel, the item is available in the access-control catalog.



KLT FOR GARAGE DOORS

KLT is the perfect solution for any setting where the application of a slim flashing light with essential lines is required.

Installed on a wall or post, KLT is a safety indicator in case of moving automations for garage doors, industrial doors or gates.

THE SAFETY

GENERAL CHARACTERISTICS



PHOTOCELLS: SYNCHRONISED INFRARED BEAM

Thanks to the synchronised beam, multiple pairs of photocells can be applied to the same system, even at double height and/or close to each other - with no interference issues.



FLASHING LIGHTS: LOW CONSUMPTION MOVEMENT DETECTORS

Lightweight, practical and quick to install, the beacons are equipped with a low consumption LED lamp.

Available in 24 V AC - DC and 120 - 230 V AC versions, they are equipped with accessories for wall mounting and integrated antenna (KRX and KLT).



SENSITIVE SAFETY EDGES: CUSTOMISABLE AND READY TO INSTALL

Equipped with a resistive contact and certified in accordance with EN13849-1 standards, they are used to create automation systems with high safety standard.



WIRED AND REMOTE CONTROLS: SAFETY AND VERSATILITY

When installed with sensitive edges, they control the protections installed on both the moving leaf gate and the fixed part, with a high level of safety in full compliance with current regulations.



The photocells with aluminium cover

The DXR series of swivel photocells can also be used to control a system thanks to the adjustable relay output. Special aluminium covers are also available, specific for applications where maximum strength and reliability are required.

GENERAL CHARACTERISTICS



SELF-LEARNING OF THE CODE FROM TRANSMITTER TO RECEIVER

This function lets the dedicated receiver memorise the code assigned to the transmitter.



SELF-LEARNING OF THE CODE FROM TRANSMITTER TO TRANSMITTER

This characteristic lets you create a duplicate transmitter, by copying the code onto another identical device.



MULTI-USER CODES

This characteristic on the transmitter is for emitting different codes for each key on the transmitter itself.

The aim is to obtain control of independent systems that are located within the same operating range.

(E.g.: common gate used by all tenants and private overhead garage door for each tenant).



RADIO SYSTEM CERTIFICATION

All CAME radio-frequency systems are certified for using in European and non-European countries.



MADE IN ITALY, made by CAME!

The 100% Made-in-Italy brand of origin certifies that all CAME products come from a quality manufacturing process, designed to provide reliable and effective technological products. The products have been tested for 10 to 15 years of wear and tear under intense activity, with extreme temperature resistance tests and specific checks on operating in electromagnetic interference conditions.

RIO SYSTEM 2.0, COMPLETELY SAFE, NO WIRES

RIO System 2.0 is the innovative radio-based safety system that needs no wired connection between the control module and the safety accessories. This feature drastically reduces installation times. Control module, photocells, sensitive safety-edge and flashing light all make up a complete system based on totally wireless transceiver-technology. This is ideal for bringing up to code any existing systems or for rapidly installing entirely new systems. The control module is to be connected to the operator's control panel, whereas the other modules interact via radio.

RIO System 2.0 is incompatible with the previous version.

SYSTEM COMPONENTS AND MAIN CHARACTERISTICS

806SS-0050



- Radio control module, with 30 m range, which can manage up to 6 Rio series wireless accessories that are programmed during installation.
- LED for monitoring the system and devices' operation.
- Buzzer for flat-battery or wireless accessory malfunction alerts.
- Automatic frequency switching when radio-frequency disturbances occur.
- Special function for viewing radio-signal quality and any disturbances.

806SS-0030



- Wireless, battery-operated flashing light.
- Two high-luminosity LEDs to provide 360° alerts when the operator is moving.
- LED for monitoring the system and devices' operation.

806SS-0020



- Certified product, validated for category 2, which means it is highly safe and reliable.
- Wireless module for controlling one or two resistive sensitive safety-edges of the 8k2 DFWN series, that can transmit and receive from and to Rio control.
- Battery powered.
- LED for monitoring the system and devices' operation.
- Buzzer for flat-battery alerts or poor radio communication.

806SS-0010



- Pair of battery-powered wireless photocells that can transmit and receive to and from the 806SS-0040 and 806SS-0050 modules.
- Infrared signal (range 10 m).
- LED for monitoring the system and devices' operation.
- Buzzer for flat-battery alerts or poor radio communication.

806SS-0040



- Snap-in radio control module for controlling wireless accessories to use in corresponding automated operators, which can manage up to 4 transmitters.

EXAMPLE FITTED ONTO SLIDING GATE

- A** = Transmitter 806SS-0010.
- B** = Receiver 806SS-0010.
- C** = Receiver 806SS-0020.
- D** = Sensitive safety edge of the DFWN series.
- E** = Flashing light 806SS-0030.
- F** = Control modules 806SS-0030 and 806SS-0040

INSTALLATION ACCESSORIES:

FOR RIO SYSTEM 2.0-SERIES PHOTOCELLS

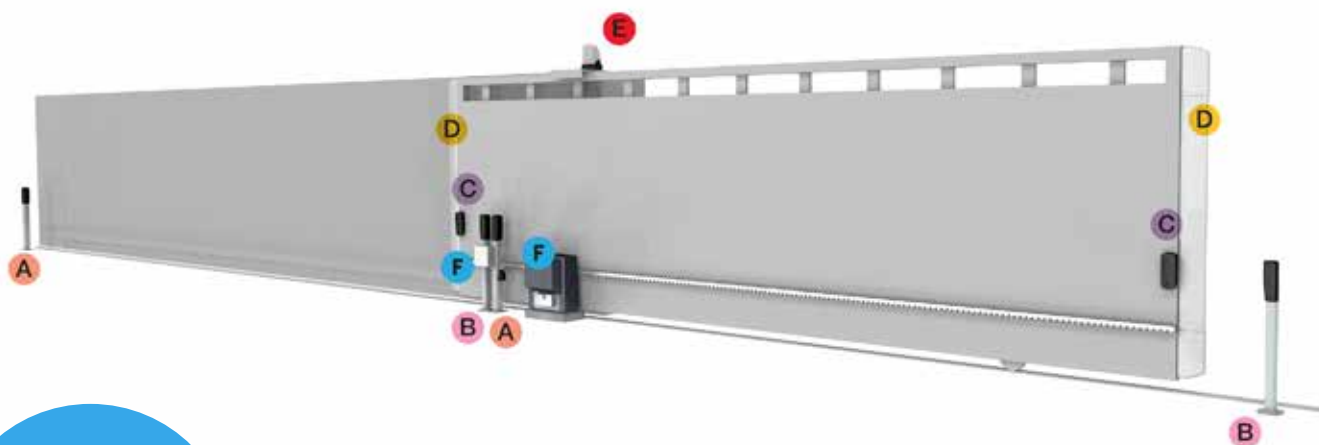
001DB-L Post made of natural-finish anodised aluminium.

001DB-LN Post made of black anodised aluminium. H = 500 mm.

001DB-CG RAL9006 silver PVC post. H = 500 mm.

FOR RIO System 2.0 FLASHING LIGHT

001KIAROS Base for wall-mounting.



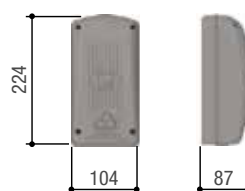
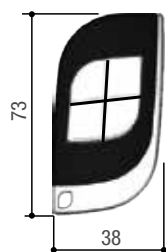
**FOR FULL
RANGE SEE
PAGE 168**



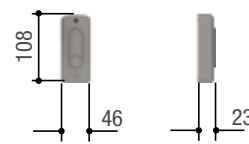
Remote control featured by an elegant and refined design

- Available in rolling code and fixed code versions.
- Self-learning from transmitter to transmitter.
- Self-learning from TOP, TAM and TWIN series radio controls.
- Removable battery compartment for easy replacement.
- Multi-user function for fixed code version.
- More secure thanks to the dynamic code for the rolling code version.
- It can be configured remotely via gateway or locally via CAME KEY.

Dimensions (mm)



806RV-0010
806RV-0020



001RE432M
001RE862M

Operational limits

MODELS	806TS-0230	806TS-0240	806TS-0250
Max. range of radio (m)	50 ÷ 150	50 ÷ 150	50 ÷ 150

Technical characteristics

MODELS	806TS-0230	806TS-0240	806TS-0250
Combinations	4.294.967.896	16.777.216	4.294.967.896
Radio signal frequency (Mhz)	433,92 - 868,35	-	433,92
Battery type	1 CR2032 Lithium	1 CR2032 Lithium	1 CR2032 Lithium
Operating temperature (°C)	-20 ÷ +55	-20 ÷ +55	-20 ÷ +55
Material	Polycarbonate - Zamak	Polycarbonate - Zamak	Polycarbonate - Zamak

Code	Description	List Price
Dual frequency transmitters, 433.92 MHz and 868.35 MHz		
806TS-0230	TTS44RKS - Double frequency four-channel rolling code transmitter. 4,294,967,896 combinations.	£55.20
433.92 MHz transmitters		
806TS-0240	TTS44FKS - Four-channel transmitter with new fixed code encoding at 433.92 MHz and self-learning function for TOP, TAM and TWIN series radio controls.	£55.20
806TS-0250	TTS44RKS - Four-channel 433.92 MHz rolling code transmitter. 4,294,967,896 combinations.	£55.20
Snap-in 433.92 MHz receivers		
001 AF43S	433,92 MHz plug-in radio frequency card.	£34.00
001 AF43SR	433.92 MHz plug-in radio frequency card for maximum 25 Rolling Code transmitters.	£120.00
001 AF43TW	433,92 MHz plug-in radio frequency card.	£49.20
868.35 MHz plug-in receivers for: 806TS-0230		
001 AF868	868.35 MHz plug-in radio frequency card.	£35.10
24 V AC - DC external modules		
806RV-0010 	RBE4024 - Four-channel surface-mounted multi-user IP54 receiver module, 24 V AC - DC to store up to 3000 different users (codes), for TOP, TAM, ATOMO D, TWIN and TTS coding.	£178.00
120 - 230 V AC external modules		
806RV-0020 	RBE4230 - Four-channel surface-mounted multi-user IP54 receiver module, 120 - 230 V AC to store up to 3000 different users (codes), for TOP, TAM, ATOMO D, TWIN and TTS coding.	£202.00
External, 12 - 24 V AC - DC, 433.92 MHz radio receivers		
001 RE432M 	Two-channel 433.92 MHz surface-mounted IP54 12 - 24 V AC - DC receiver for storing up to 50 different users (codes), with TOP, TAM, ATOMO D, TWIN and TTS coding.	£74.90
External, 12 - 24 V AC - DC, 868.35 MHz radio receivers for: 806TS-0230		
001 RE862M 	Two-channel 868.35 MHz surface-mounted IP54 12 - 24 V AC - DC receiver for storing up to 50 different users (codes), with TOP, TAM, ATOMO D and TTS coding.	£74.90
868.35 MHz antenna for: 001KLED - 001KLED24		
001 TOP-A862N	Antenna tuned at 868.35 MHz.	£25.80
433.92 MHz antenna for: 001KLED - 001KLED24		
001 TOP-A433N	Antenna tuned at 433.92 MHz.	£24.60
Accessories		
001 TOP-RG58	Antenna cable.	£2.40
Transmitter accessories		
806XG-0020	Pack of no. 2 3V DC CR2032 lithium batteries.	£4.30




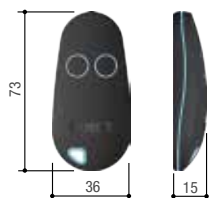
NOTES: for the 806RV-0010 and the 806RV-0020 use the 001AF43S or the 001AF868.



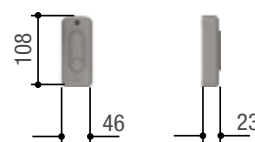
The CAME remote control, available in rolling code and fixed code versions

- Available in rolling code and fixed code versions.
- Self-learning from transmitter to transmitter.
- Self-learning from TOP, TAM and TWIN series radio controls.
- Frequency change function for dual frequency versions.
- Multi-user function for fixed code version.
- More secure thanks to the dynamic code for the rolling code version.
- It can be configured remotely via gateway or locally via CAME KEY.

Dimensions (mm)



806RV-0010
806RV-0020



001RE432M
001RE862M

Operational limits

MODELS	806TS-0270	806TS-0300	806TS-0310	806TS-0290	806TS-0330
Max. range of radio (m)	50 ÷ 150	50 ÷ 150	50 ÷ 150	50 ÷ 150	50 ÷ 150





Technical characteristics

MODELS	806TS-0270	806TS-0300	806TS-0310	806TS-0290	806TS-0330
Combinations	4.294.967.896	-	-	4.294.967.896	-
Radio signal frequency (Mhz)	433,92	433,92	433,92	433,92 - 868,35	433,92 - 868,35
Battery type	1 CR2032 Lithium	1 CR2032 Lithium	1 CR2032 Lithium	1 CR2032 Lithium	1 CR2032 Lithium
Operating temperature (°C)	-20 ÷ +55	-20 ÷ +55	-20 ÷ +55	-20 ÷ +55	-20 ÷ +55
Material	Polycarbonate	Polycarbonate	Polycarbonate	Polycarbonate	Polycarbonate

Code	Description	List Price
433.92 MHz transmitters		
806TS-0270	TOP44RBN - Four-channel 433.92 MHz rolling code transmitter. 4,294,967,896 combinations.	£34.00
806TS-0300	TOP42FGN - Two-channel transmitter with new fixed code encoding at 433.92 MHz and self-learning function for TOP, TAM and TWIN series radio controls.	£31.80
806TS-0310	TOP44FGN - Four-channel transmitter with new fixed code encoding at 433.92 MHz and self-learning function for TOP, TAM and TWIN series radio controls. !da duplicazione!	£34.00
Dual frequency transmitters, 433.92 MHz and 868.35 MHz		
806TS-0290	TOPD4REN - Four-channel, dual-frequency, rolling code transmitter (Default 868.35 MHz). 4,294,967,896 combinations.	£37.10
806TS-0330	TOPD4FRN - Four-channel, dual-frequency transmitter with new fixed code encoding (Default 868.35 MHz) and self-learning function for TOP, TAM, TWIN and TTS series radio controls.	£37.10
Snap-in 433.92 MHz receivers		
001 AF43S	433,92 MHz plug-in radio frequency card.	£34.00
001 AF43SR	433.92 MHz plug-in radio frequency card for maximum 25 Rolling Code transmitters.	£120.00
001 AF43TW	433,92 MHz plug-in radio frequency card for Twin remotes.	£49.20
Snap-in 868.35 MHz receivers		
001 AF868	868.35 MHz plug-in radio frequency card.	£35.10



THE COMPLETE RANGE

Code	Description	List Price
24 V AC - DC external modules		
806RV-0010 	RBE4024 - Four-channel surface-mounted multi-user IP54 receiver module, 24 V AC - DC to store up to 3000 different users (codes), for TOP, TAM, ATOMO D, TWIN and TTS coding.	£178.00
120 - 230 V AC external modules		
806RV-0020 	RBE4230 - Four-channel surface-mounted multi-user IP54 receiver module, 120 - 230 V AC to store up to 3000 different users (codes), for TOP, TAM, ATOMO D, TWIN and TTS coding.	£202.00
External, 12 - 24 V AC - DC, 433.92 MHz radio receiver		
001 RE432M 	Two-channel 433.92 MHz surface-mounted IP54 12 - 24 V AC - DC receiver for storing up to 50 different users (codes), with TOP, TAM, ATOMO D, TWIN and TTS coding.	£74.90
External, 12 - 24 V AC - DC, 868.35 MHz radio receiver		
001 RE862M 	Two-channel 868.35 MHz surface-mounted IP54 12 - 24 V AC - DC receiver for storing up to 50 different users (codes), with TOP, TAM, ATOMO D and TTS coding.	£74.90
433.92 MHz antenna for: 001KLED – 001KLED24		
001 TOP-A433N	Antenna tuned at 433.92 MHz.	£24.60
868.35 MHz antenna for: 001KLED – 001KLED24		
001 TOP-A862N	Antenna tuned at 868.35 MHz.	£25.80
Accessories		
001 TOP-RG58	Antenna cable.	£2.40
Transmitter accessories		
806XG-0020	Pack of no. 2 3V DC CR2032 lithium batteries.	£4.30



NOTES: for the 806RV-0010 and the 806RV-0020 use the 001AF43S or the 001AF868.



DXR SWIVELLING PHOTOCELL

AVAILABLE IN TRADITIONAL
AND CXN BUS VERSIONS

FIND OUT MORE ON PAGE 142

CAME 

[CAME.COM](https://www.came.com)

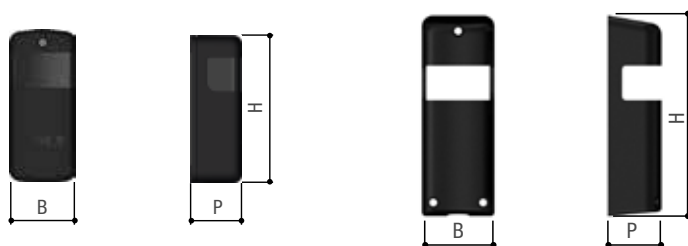




Swivelling, synchronised infrared-beam safety devices

- Available in the traditional version (black edge) and in the CXN BUS version (blue edge).
- Control the gate's area of movement
- Infrared beam swivels up to 180° on its vertical axis.
- It can synchronise up to eight pairs of photocells, with no disturbances, plus no wiring required between the transmitter and the receiver.
- Also available is the double height post for installing at industrial sites used by very large vehicles.
- Infrared beam range adjustment.
- Filter function to prevent false detections due to bad weather or direct sunlight.
- Settable contact output so the photocell can double as a control device.
- Also available with aluminium alloy casing.
- The 806TF-0060 version, with battery-powered transmitter, also allows to control a sensitive resistive safety-edge to protect the moving gate leaf.

Dimensions (mm)



806TF-0030
806TF-0060
806TF-0110

806TF-0040
806TF-0050

Dimensions table (mm)

Models	B (mm)	H (mm)	P (mm)
806TF-0030	46	108	37
806TF-0040	52	145	39
806TF-0050	52	145	39
806TF-0060	46	108	37

Operational limits

MODELS	806TF-0030	806TF-0040	806TF-0060	806TF-0110
Max range of infrared beam (m)	20	20	10	20

Technical characteristics

MODELS	806TF-0030	806TF-0040	806TF-0060	806TF-0110
Protection rating (IP)	54	54	54	54
Power supply (V)	12 - 24 AC - DC	12 - 24 AC - DC	12 - 24 AC - DC (RX)	CXN BUS
Power (W)	-	-	-	0.29
Batteries	-	-	1 x CR123A	-
Battery capacity (mAh)	-	-	1700	-
Maximum rating of output contacts at 24 V (A)	-	-	0.5	-
Operating temperature (°C)	-20 ÷ +55	-20 ÷ +55	-20 ÷ +55	-20 ÷ +55
Material	ABS	ABS - Aluminium	ABS	-

● 12 - 24 V AC - DC

Code	Description	List Price
Adjustable synchronised infrared beam photocells		
806TF-0030 	DXR20CAP - Pair of surface mounted synchronised, swivelling, infrared-beam photocells rated at 12 - 24 V AC - DC. Range: 20 m.	£103.50
806TF-0040 	DXR20CAM - Pair of aluminium, surface mounted, synchronised, swivelling, infrared-beam photocells rated at 12 - 24 V AC - DC. Range: 20 m.	£121.00
806TF-0060 	DXR10BAP - Pair of surface mounted synchronised, swivelling, infrared-beam photocells rated at 12 - 24 V AC - DC and battery transmitter. Range: 10 m.	£121.00
Synchronised swivelling infrared beam photocell with BUS CXN technology		
806TF-0110 	DXR20SAP - Pair of surface-mounted synchronised adjustable infra-red beam BUS CXN photocells. Range: 20 m.	£109.00
Accessories for: 806TF-0030 - 806TF-0060 - 806TF-0110		
806TF-0050	Aluminium alloy cover for DXR series photocells.	£26.00
001 DIR-L	Natural-finish aluminium post H = 500 mm.	£35.10
001 DIR-LN	Black anodised aluminium post. H = 500 mm.	£35.10
001 DIR-CG	Silver RAL9006, PVC post. H = 500 mm.	£25.80
Accessories for: 806TF-0030 - 806TF-0040 - 806TF-0060 - 806TF-0110		
001 DIR-S	Recess-mounting casing.	£3.60
Accessories for: 001DIR-L		
001 DIR-P	Natural-finish, anodised aluminium post-extension for applying to double pair of photocells. H = 500 mm	£24.00
Accessories for: 001DIR-LN		
001 DIR-PN	Black, anodised aluminium post-extension for applying to double pair of photocells. H = 500 mm	£23.50
Accessories for: 001DIR-CG		
001 DIR-CGP	Silver RAL9006 post extension for fitting with double pair of photocells. H = 500 mm	£21.10



THE ADJUSTABLE BEAM PHOTOCELL

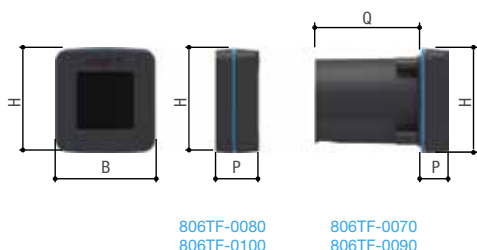
Thanks to its adjustable synchronised infrared beam, it is the ideal solution for applications where the installation space and the system structure prevent the perfect alignment of the standard photocells one in front of the other.



Synchronised infrared-beam safety devices

- Control the gate's area of movement
- It can synchronise up to eight pairs of photocells, with no disturbances, plus no wiring required between the transmitter and the receiver.
- Adjustment of the infrared beam range from 10 to 30 meters.
- Filter function to prevent false detections due to bad weather or direct sunlight.
- Settable contact output so the photocell can double as a control device.
- Alignment function between transmitter and receiver.
- Available in the traditional version (black edge) and in the CXN BUS version (blue edge).

Dimensions (mm)



Dimensions table (mm)

Models	B (mm)	H (mm)	P (mm)	Q (mm)	P + Q (mm)
806TF-0070	70	73	18	78	96
806TF-0080	70	73	30	-	-
806TF-0090	70	73	18	78	96
806TF-0100	70	73	30	-	-





Operational limits

MODELS	806TF-0070	806TF-0080	806TF-0090	806TF-0100
Max range of infrared beam (m)	30	30	30	30

Technical characteristics

MODELS	806TF-0070	806TF-0080	806TF-0090	806TF-0100
Protection rating (IP)	54	54	54	54
Power supply (V)	12 - 24 AC - DC	12 - 24 AC - DC	CXN BUS	CXN BUS
Power (W)	-	-	0.29	0.29
Operating temperature (°C)	-20 ÷ +55	-20 ÷ +55	-20 ÷ +55	-20 ÷ +55
Material	PA66	PA66	-	-

• 12 - 24 V AC - DC

Code	Description	List Price
Adjustable synchronised infrared beam photocells		
806TF-0070 	DLX30CIP - Pair of built-in synchronised adjustable infrared-beam photocells rated at 12 - 24 V AC - DC. Range: 30 m.	£82.70
806TF-0080 	DLX30CEP - Pair of surface mounted synchronised adjustable infrared-beam photocells rated at 12 - 24 V AC - DC. Range: 30 m.	£88.70
Synchronised infrared beam photocell with BUS CXN technology		
806TF-0090 	DLX30SIP - Pair of built-in synchronised infra-red beam BUS CXN photocells. Range: 30 m.	£91.20
806TF-0100 	DLX30SEP - Pair of surface-mounted synchronised infra-red beam BUS CXN photocells. Range: 30 m.	£97.80
Accessories for: 806TF-0070 - 806TF-0090		
009 DOC-S	Recess-mounting casing.	£3.60
001 DOC-L	Anodised aluminium with natural finish post. H = 500 mm.	£44.50
001 DOC-LN	Black anodised aluminium post. H = 500 mm.	£44.50
Accessories for: 806TF-0080 - 806TF-0100		
001 DOC-R	Steel brace for flush surface mounting on the post.	£7.20
001 DELTA-B	Natural-finish anodised aluminium post for bi-directional fitting. H = 500 mm	£53.80
001 DELTA-BN	Black anodised aluminium post for bi-directional fitting. H = 500 mm	£55.10

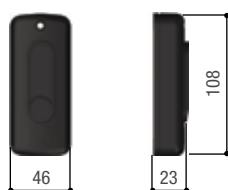




Safety devices for automated systems

- Control the gate's area of movement
- Synchronised infra-red beam to avoid any external signal interference.
- The double-height post, also in the new PVC version, for installing at points where heavy-duty vehicles transit through is available.
- High degree of protection against weathering.
- Available in 10, 20 and 30 meter versions.
- Also available in the version with aluminium alloy casing.

Dimensions (mm)






Operational limits

MODELS	DIR10	DIR20	DIR30
Max. range of radio (m)	10	20	30

Technical characteristics

MODELS	DIR10	DIR20	DIR30
Protection rating (IP)	54	54	54
Power supply (V)	12 - 24 AC - DC	12 - 24 AC - DC	12 - 24 AC - DC
Operating temperature (°C)	-20 ÷ +55	-20 ÷ +55	-20 ÷ +55
Material	ABS - Polycarbonate	ABS - Polycarbonate	ABS - Polycarbonate

● 12 - 24 V AC - DC

Code	Description	List Price
Dir- series, synchronised infrared-beam photocells		
001 DIR10 	Pair of 12 - 24 V AC - DC outdoor photocells – range 10 m.	£55.10
001 DIR20 	Pair of surface-mounted 12 – 24 V AC – DC photocells. Range: 20 m.	£74.90
001 DIR30 	Pair of surface-mounted 12 – 24 V AC – DC photocells. Range: 30 m.	£90.00
Accessories for: 001DIR10 - 001DIR20 - 001DIR30		
001 DIRZ	Aluminium alloy, shock-proof protection.	£28.10
001 DIR-S	Recess-mounting casing.	£3.60
001 DIR-L	Natural-finish aluminium post H = 500 mm.	£35.10
001 DIR-LN	Black anodised aluminium post. H = 500 mm.	£35.10
001 DIR-CG	Silver RAL9006, PVC post. H = 500 mm.	£25.80
Accessories for: 001DIR-L		
001 DIR-P	Natural-finish, anodised aluminium post-extension for applying to double pair of photocells. H = 500 mm	£24.00
Accessories for: 001DIR-LN		
001 DIR-PN	Black, anodised aluminium post-extension for applying to double pair of photocells. H = 500 mm	£23.50
Accessories for: 001DIR-CG		
001 DIR-CGP	Silver RAL9006 post extension for fitting with double pair of photocells. H = 500 mm	£21.10



Slim flashing light for barriers and garage doors



- Slim and modern design that perfectly suits any setting.
- 24V AC/DC power supply.
- Integrated double antenna (433.92 MHz and 868.35 MHz).
- Perfect solution for applications on GARD LT and LS series automatic barriers or for wall installation.
- Traffic light signaling with green, white and red LEDs and possibility of use as a courtesy light.

Dimensions (mm)



Technical characteristics

MODELS	806LA-0060
Protection rating (IP)	54
Power supply (V)	24 AC/DC
Radio signal frequency (Mhz)	433 and 868
Power (W)	3
Operating temperature (°C)	-20 ÷ +55
Material	PA6 - PMMA

● 24 V AC - DC

Code	Description	List Price
24 V flashing lights		
806LA-0060	KLT1FDSW - Green, white and red LED flashing light with 24 V AC/ DC traffic light signaling.	£61.80
Accessories		
001 TOP-RG58	Antenna cable.	£2.40



OPERATING MODES

With advanced electronics, KLT features customisation of light colour and flashing to meet the needs of any user.



DOUBLE FREQUENCY


KLT features a built-in dual-frequency antenna and is therefore compatible with all CAME radio transmitters with 433MHz and 868 MHz frequency.



Elegant form and technological innovation

- Sleek design and high-quality materials for a flashing light that offers much more than simple light alerts.
- Unique model with universal power supply from 24 V AC - DC to 230 V AC.
- Available in White, Yellow and Orange.
- Integrated double antenna (433.92 MHz and 868.35 MHz).
- Wall-mounted bracket that solves every installation.
- Availability of 2 versions with CXN BUS technology, with and without built-in gateway, for light signaling management via AppSetup.

Dimensions (mm)



Technical characteristics

MODELS	806LA-0010	806LA-0020	806LA-0030	806LA-0050	806LA-0070
Protection rating (IP)	54	54	54	54	54
Power supply (V)	24 DC/AC - 230 AC	24 DC/AC - 230 AC	24 DC/AC - 230 AC	CXN BUS	CXN BUS
Radio signal frequency (Mhz)	433 and 868	433 and 868	433 and 868	433 and 868	433 and 868
Battery type	-	-	-	-	-
Operating temperature (°C)	-20 ÷ +55	-20 ÷ +55	-20 ÷ +55	-20 ÷ +55	-20 ÷ +55
Material	ABS - Polycarbonate	ABS - Polycarbonate	ABS - Polycarbonate	ABS - Polycarbonate - PMMA	ABS - Polycarbonate - PMMA

● 120 - 230 V AC ● 24 V AC - DC

Code	Description	List Price
24 V AC - DC to 230 V AC flashing lights		
806LA-0010	KRX1FXSO - LED flashing light with power supply from 24 V AC - DC up to 230 V AC with orange dome.	£61.80
806LA-0020	KRX1FXSW - LED flashing light with power supply from 24 V AC - DC up to 230 V AC with white dome.	£61.80
806LA-0030	KRX1FXSY - LED flashing light with power supply from 24 V AC - DC up to 230 V AC with yellow dome.	£61.80
Flashing light with BUS CXN technology		
806LA-0050	KRX1B1RW - RGB LED flashing light with white dome and BUS CXN technology.	£87.20
Flashing light with BUS CXN CONNECT technology		
806LA-0070	KRX1B1CW - Connect RGB LED flashing light with white dome, CXN BUS technology and integrated gateway to connect the operator to the cloud via Wi-Fi or in local mode via Bluetooth (50 users).	£152.00
Accessories		
806LA-0040	Wall-fastening base for KRX.	£8.40
Accessories for: 806LA-0010 - 806LA-0020 - 806LA-0030		
001 TOP-RG58	Antenna cable.	£2.40
Accessories for: 806LA-0050		
806SA-0140	Gateway to connect the automation to the cloud via WiFi or locally via Bluetooth selector (50 users)	£121.00
806SA-0150	SLV Module to connect the operator to the CAME Connect gateways.	£101.20
Accessories for: 806LA-0050 - 806LA-0070		
001 AF43S	433,92 MHz plug-in radio frequency card.	£34.00
001 AF868	868.35 MHz plug-in radio frequency card.	£35.10



BUILT-IN ANTENNA


On all KRX models, a universal 433.92 MHz and 868.35 MHz radio antenna is integrated and the 001TOP-RG58 cable can be added to complete the set-up.



The control for all operators

- Backlit with blue light, available in the surface-mounted or recess-mounted version.
- RAL7024 grey cover.
- Available in the key-operated version with cylinder lock or with European DIN cylinder (even for 230 V applications).
- Versions with BUS CXN technology are available, enabling green and red light feedback.

Dimensions (mm)



Dimensions table (mm)

Models	B (mm)	H (mm)	P (mm)	Q (mm)	P + Q (mm)
806SL-0050	70.5	73.5	47.5	16.5	64
806SL-0060	70.5	73.5	76	16.5	92.5
806SL-0070	70.5	73.5	21	16.5	50
806SL-0080	70.5	73.5	76	16.5	92.5
806SL-0010	70.5	73.5	21	16.5	50
806SL-0020	70.5	73.5	76	16.5	92.5
806SL-0030	70.5	73.5	21	16.5	37.5
806SL-0040	70.5	73.5	76	16.5	92.5
806SL-0090	70.5	73.5	47.5	16.5	64
806SL-0100	70.5	73.5	76	16.5	92.5
806SL-0051	70.5	73.5	47.5	16.5	64
806SL-0061	70.5	73.5	76	16.5	92.5

Technical characteristics

MODELS	806SL-0050	806SL-0060	806SL-0070	806SL-0080	806SL-0010	806SL-0020
Protection rating (IP)	44	44	44	44	44	44
Power supply (V)	-	-	CXN BUS	CXN BUS	12 - 24 AC - DC	-
Max. rating of 24 V (A) relay contacts	3	3	-	-	-	3
Operating temperature (°C)	-20 ÷ +55	-20 ÷ +55	-20 ÷ +55	-20 ÷ +55	-20 ÷ +55	-20 ÷ +55
MODELS	806SL-0030	806SL-0040	806SL-0090	806SL-0100	806SL-0051	806SL-0061
Protection rating (IP)	44	44	44	44	44	44
Power supply (V)	CXN BUS	CXN BUS	-	-	-	-
Max. rating of 24 V (A) relay contacts	-	-	-	-	3	3
Operating temperature (°C)	-20 ÷ +55	-20 ÷ +55	-20 ÷ +55	-20 ÷ +55	-20 ÷ +55	-20 ÷ +55

Code	Description	List Price
Key-switch selectors with DIN lock		
806SL-0050 	SELD1FDG - surface-mounted key-switch selector with blue backlight and DIN lock cylinder. RAL7024 Grey colour.	£55.50
806SL-0060 	SELD2FDG - Recess-mounted key-switch selector with blue backlight and DIN lock cylinder. RAL7024 Grey colour.	£50.60
8K06SL-004 	SELD1K01 - Kit consisting of two surface-mounted key-switch selectors with blue backlighting and DIN lock cylinder. RAL7024 grey colour.	£99.00
8K06SL-005 	SELD2K01 - Kit consisting of two recess-mounted key-switch selectors with blue backlighting and DIN lock cylinder. RAL7024 grey colour.	£89.00
Key-switch selectors with DIN lock and BUS CXN technology		
806SL-0070 	SELD1BDG - BUS CXN surface-mounted key-switch selector with blue backlight and DIN lock cylinder. RAL7024, grey colour.	£75.00
806SL-0080 	SELD2BDG - BUS CXN recess-mounted key-switch selector with blue backlight and DIN lock cylinder. RAL7024, grey colour.	£70.00
Key-switch selectors with cylinder locks		
806SL-0010 	SELC1FDG - Surface-mounted key-switch selector with blue backlight and cylinder lock. RAL7024 Grey colour.	£44.50
806SL-0020 	SELC2FDG - Recess-mounted key-switch selector with blue backlight and cylinder lock. RAL7024 Grey colour.	£44.00
Key-switch selectors with cylinder lock and BUS CXN technology		
806SL-0030 	SELC1BDG - BUS CXN surface-mounted key-switch selector with blue backlight and lock cylinder. RAL7024, grey colour.	£71.00
806SL-0040 	SELC2BDG - Recess-mounted key-switch selector with blue backlight and lock cylinder. RAL7024, grey colour.	£66.00
Key-switch selectors with DIN lock for 230 V AC controls		
806SL-0090	SELD1FAG - Surface-mounted key-switch selector and DIN lock cylinder for 230 V controls. RAL7024 Grey colour.	£55.50
806SL-0100	SELD2FAG - Recess-mounted key-switch selector and DIN lock cylinder for 230 V controls. RAL7024 Grey colour.	£51.00
Accessories for recess mounted selector switches		
001 CSS	Post made of natural-finish, anodised aluminium.	£69.10
001 CSSN	Post made of black, anodised aluminium.	£75.00
Key-switch selectors without DIN lock.		
806SL-0051 	SELD1FDS - Surface-mounted key-switch selector with blue backlighting, without DIN lock cylinder. RAL7024 grey colour.	£40.00
806SL-0061 	SELD2FDS - Recess-mounted key-switch selector with blue backlighting, without DIN lock cylinder. RAL7024 grey colour.	£36.00

NOTES: 806SL-0051 - 806SL-0061

For DIN lock cylinders, see spare part 119R36887 (from code 002 to code 050).

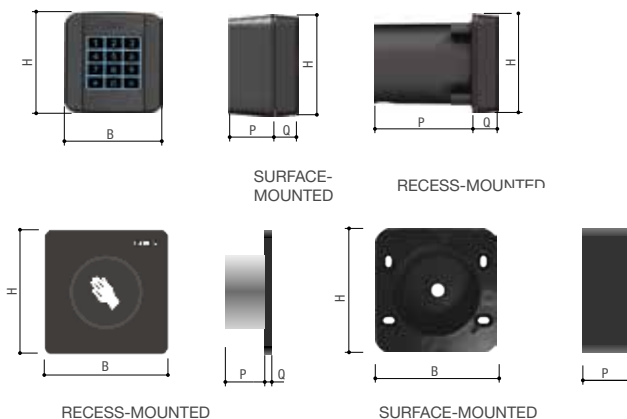


The digital control for all automated operators

- Backlit with blue light, available in the surface-mounted or recess-mounted version.
- Green and red feedback light on CXN BUS versions.
- RAL7024 grey cover.
- 12-key keypad for extra security.
- Transponder selector for Mifare/Manchester cards.
- Bluetooth selector with CAME AUTOMATIONBT APP free for IOS and Android.
- Bluetooth plug-in selector version also available.



Dimensions (mm)



Dimensions table (mm)

Models	B (mm)	H (mm)	P (mm)	Q (mm)	P + Q (mm)
806SL-0170	70,5	73,5	33,5	16,5	50
806SL-0180	70,5	73,5	33,5	16,5	50
806SL-0340	70,5	73,5	76	16,5	37,5
806SL-0350	70,5	73,5	76	16,5	37,5
806SL-0360	70,5	73,5	76	16,5	37,5
806SL-0300	70,5	73,5	21	16,5	37,5
806SL-0310	70,5	73,5	76	16,5	92,5
806SL-0320	70,5	73,5	76	16,5	37,5
806SL-0330	70,5	73,5	76	16,5	37,5
806SL-0280	70,5	73,5	21	16,5	37,5
806SL-0290	70,5	73,5	76	16,5	92,5
806SL-0260	88	88	28	5	33
806SL-0270	88	88	-	5	5





Technical characteristics

MODELS	806SL-0170	806SL-0180	806SL-0340	806SL-0350	806SL-0360	806SL-0260
Protection rating (IP)	54	54	54	54	54	54
Power supply (V)	-	-	12 - 24 AC - DC	12 - 24 AC - DC	12 - 24 AC - DC	12 - 24 AC - DC
Radio signal frequency (Mhz)	-	-	2.4	2.4	2.4	-
Power (W)	0,144	0,144	0.75	0.75	0.75	0,7
Max. rating of 24 V (A) relay contacts	-	-	-	-	-	1
Operating temperature (°C)	-20 ÷ +55	-20 ÷ +55	-20 ÷ +55	-20 ÷ +55	-20 ÷ +55	-20° ÷ +55°
MODELS	806SL-0300	806SL-0310	806SL-0320	806SL-0330	806SL-0280	806SL-0290
Protection rating (IP)	54	54	54	54	54	54
Power supply (V)	12 - 24 AC - DC	12 - 24 AC - DC	12 - 24 AC - DC	12 - 24 AC - DC	12 - 24 AC - DC	12 - 24 AC - DC
Radio signal frequency (Mhz)	-	-	-	-	-	-
Power (W)	0.35	0.35	0.35	0.35	0.35	0.35
Max. rating of 24 V (A) relay contacts	-	-	-	-	-	-
Operating temperature (°C)	-20 ÷ +55	-20 ÷ +55	-20 ÷ +55	-20 ÷ +55	-20 ÷ +55	-20 ÷ +55





Code	Description	List Price
433.92 MHz keypad radio selectors		
806SL-0170 	SELT1W4G - 433.92 MHz surface-mounted, 12-key radio keypad selector, with blue backlight, 25 savable codes and password to access the programming mode. Settable in Rolling Code or Fixed Code mode. RAL7024 Grey colour.	£130.00
868.35 MHz keypad radio selectors		
806SL-0180 	SELT1W8G - 868.35 MHz surface-mounted, 12-key radio keypad selector, with blue backlight, 25 savable codes and password to access the programming mode. Settable in Rolling Code or Fixed Code mode. RAL7024 Grey colour.	£136.00
Bluetooth digital selectors with BUS CXN technology		
806SL-0340 	SELB1NDG1 - Surface mounted BUS bluetooth selector for 15 users with blue backlight for use even on automations without BUS technology.	POA
806SL-0350 	SELB1NDG2 - Surface mounted BUS bluetooth selector for 50 users with blue backlight for use even on automations without BUS technology.	POA
806SL-0360 	SELB1NDG3 - Surface mounted BUS bluetooth selector for 250 users with blue backlight for use even on automations without BUS technology.	POA
12 - 24 V AC - DC microwave sensor		
806SL-0260 	SELS2SDG - Recess-mounted 12 - 24 V AC - DC touch sensor, with settable backlight.	£224.00
Bluetooth digital plug-in selectors		
806SA-0140 	Gateway to connect the automation to the cloud via WiFi or locally via Bluetooth selector (50 users)	£121.00
Transponder sensors with BUS CXN technology		
806SL-0300 	SELR1BDG - Surface-mounted BUS CXN transponder selector for cards, keyfobs and TAG (Manchester protocol) with blue backlighting. RAL7024 grey colour.	£75.40
806SL-0310 	SELR2BDG - Recess-mounted BUS CXN transponder selector for cards, keyfobs and TAG (Manchester protocol) with blue backlighting. RAL7024 grey colour.	£70.90
806SL-0320 	SELR1BDG - Surface-mounted BUS CXN transponder selector for cards, keyfobs and TAG (MiFare protocol) with blue backlighting. RAL7024 grey colour.	£89.00
806SL-0330 	SELR2BDG - Recess-mounted BUS CXN transponder selector for cards, keyfobs and TAG (MiFare protocol) with blue backlighting. RAL7024 grey colour.	£85.00
8K06SL-007 	SELR1K01 - Kit consisting of interface board S0002P, surface-mounted Bus Transponder and 2 RFID boards (Manchester - 125 KHz).	£149.00
Keypad selectors with BUS CXN technology		
806SL-0280 	SELT1BDG - Surface-mounted 12-key BUS CXN keypad selector with blue backlighting. RAL7024 grey colour.	£88.90
806SL-0290 	SELT2BDG - Recess-mounted 12-key BUS CXN keypad selector with blue backlighting. RAL7024 grey colour.	£84.30
8K06SL-006 	SELT1K01 - Kit composed of interface board S0002P and external BUS keypad.	£185.00



THE COMPLETE RANGE

Code	Description	List Price
Accessories for: 806SL-0260		
806SL-0270	Surface-mounted casing.	£28.10
Accessories for keypad and transponders selectors		
806SL-0370 	S0002P - Surface-mounted IP54 12 - 24 V AC - DC dual-channel control card for keypads and transponders.	£78.20
CXN BUS interface for automations		
806XG-0080 	BUS expansion module with 2 inputs and 2 outputs. Inputs can be configured in NO, NC or resistive mode (8K2), a warning light output and a relay output.	£47.00
Accessories for: 806SL-0300 - 806SL-0310		
009 PCT	Keyfob transponder.	£11.70
806XG-0090	Transponder card, ISO 7810 - 7813 format, Manchester 125 KHz protocol.	£4.00
806XG-0090/50	Transponder card, ISO 7810 - 7813 format, Manchester 125 KHz protocol. (Pack of 50)	£150.00
806XG-0090/100	Transponder card, ISO 7810 - 7813 format, Manchester 125 KHz protocol. (Pack of 100)	£250.00
Accessories for: 806SL-0320 - 806SL-0330		
806XG-0100	ISO MIFARE Classic 1 K – 13.56 MHz card.	£6.00
806XG-0100/50	ISO MIFARE Classic 1 K – 13.56 MHz card. (Pack of 50)	£275.00
806XG-0100/100	ISO MIFARE Classic 1 K – 13.56 MHz card. (Pack of 100)	£500.00
24 V AC - DC magnetic sensors		
009 SMA 	Single.-channel magnetic sensor for detecting metal masses.	£255.00
009 SMA2 	Two-channel magnetic sensor for detecting metal masses.	£362.00
230 V AC magnetic sensors		
009 SMA220	Single.-channel magnetic sensor for detecting metal masses.	POA
433.92 MHz plug-in receivers for: 806SL-0170		
001 AF43S	433,92 MHz plug-in radio frequency card.	£34.00
001 AF43SR	433.92 MHz plug-in radio frequency card for maximum 25 Rolling Code transmitters.	£120.00
Snap-in 868.35 MHz receivers for: 806SL-0180		
001 AF868	868.35 MHz plug-in radio frequency card.	£35.10



Code	Description	List Price
External 12 - 24 V AC - DC 433.92 MHz radio receivers for: 806SL-0170		
001 RE432M 	Two-channel 433.92 MHz surface-mounted IP54 12 - 24 V AC - DC receiver for storing up to 50 different users (codes), with TOP, TAM, ATOMO D, TWIN and TTS coding.	£74.90
External 12 - 24 V AC - DC 868.35 MHz radio receivers for: 806SL-0180		
001 RE862M 	Two-channel 868.35 MHz surface-mounted IP54 12 - 24 V AC - DC receiver for storing up to 50 different users (codes), with TOP, TAM, ATOMO D and TTS coding.	£74.90
12 - 24 V AC - DC external modules for: radio-based transponders, keypads and selectors		
806RV-0010 	RBE4024 - Four-channel surface-mounted multi-user IP54 receiver module, 24 V AC - DC to store up to 3000 different users (codes), for TOP, TAM, ATOMO D, TWIN and TTS coding.	£178.00
120 - 230 V AC external modules for: transponder, keypad and radio-based selectors		
806RV-0020 	RBE4230 - Four-channel surface-mounted multi-user IP54 receiver module, 120 - 230 V AC to store up to 3000 different users (codes), for TOP, TAM, ATOMO D, TWIN and TTS coding.	£202.00
Accessories for: 806RV-0010 - 806RV-0020		
001 R700	Control board for decoding and access-control management via transponder selector.	£50.40
001 R800	Control board for decoding and access-control management via keypad selectors.	£27.00
001 AF43S	433,92 MHz plug-in radio frequency card.	£34.00
001 AF868	868.35 MHz plug-in radio frequency card.	£35.10
868.35 MHz antenna for: 001KLED - 001KLED24 - 806SL-0180		
001 TOP-A862N	Antenna tuned at 868.35 MHz.	£25.80
Antenna at 433.92 MHz for: 001KLED - 001KLED24 - 806SL-0170		
001 TOP-A433N	Antenna tuned at 433.92 MHz.	£24.60
Accessories		
001 TOP-RG58	Antenna cable.	£2.40



DOWNLOAD THE CAME AUTOMATIONBT APP

AutomationBT is CAME's new app for Bluetooth selectors that lets you control your automated operators via smartphone. Activate the location service, receive alerts and open the gate. The Keyless function lets you even do it automatically.

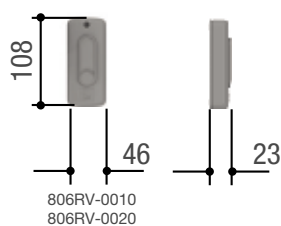
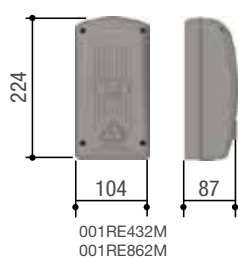




Modular radio receivers

- Management of up to 3000 users (RBE),
- Management of up to 50 users (RE).
- Available in the versions powered by 12 - 24 V AC - DC or 120 - 230 V AC.
- Manages all codes: TOP - TAM - TWIN - ROLLING CODE by using the AF43S or the AF868 boards, depending on the requested frequency.
- Possibility to set all CAME codes or only the Rolling Code or only the Key Code.
- Three different uses depending on the plug-in card used:
 - > 433.92 MHz or 868.35 MHz receiver
 - > Management of two transponder readers with plug-in card 001R700
 - > Management of five keypads with the plug-in card

Dimensions (mm)



Technical characteristics

MODELS	RE432M	RE862M	806RV-0010	806RV-0020
Protection rating (IP)	65	65	65	65
Power supply (V)	12 - 24 AC - DC	12 - 24 AC - DC	12 - 24 AC - DC	120 - 230 V AC
Radio signal frequency (Mhz)	433,92	868,35	433,92 - 868,35	433,92 - 868,35
Battery type	-	-	-	-
Operating temperature (°C)	-20° ÷ 55°C	-20° ÷ 55°C	-20° ÷ 55°C	-20° ÷ 55°C

● 12 - 24 V AC - DC

Code	Description	List Price
433.92 MHz radio receivers		
001 RE432M 	Two-channel 433.92 MHz surface-mounted IP54 12 - 24 V AC - DC receiver for storing up to 50 different users (codes), with TOP, TAM, ATOMO D, TWIN and TTS coding.	£74.90
868.35 MHz radio receivers		
001 RE862M 	Two-channel 868.35 MHz surface-mounted IP54 12 - 24 V AC - DC receiver for storing up to 50 different users (codes), with TOP, TAM, ATOMO D and TTS coding.	£74.90
12 - 24 V AC - DC external modules		
806RV-0010 	RBE4024 - Four-channel surface-mounted multi-user IP54 receiver module, 24 V AC - DC to store up to 3000 different users (codes), for TOP, TAM, ATOMO D, TWIN and TTS coding.	£178.00
120 - 230 V AC external modules		
806RV-0020 	RBE4230 - Four-channel surface-mounted multi-user IP54 receiver module, 120 - 230 V AC to store up to 3000 different users (codes), for TOP, TAM, ATOMO D, TWIN and TTS coding.	£202.00







DOWNLOAD THE CONNECT SETUP APP

The app dedicated to CAME installers that simplifies system installation and maintenance operations. The new CONNECT SetUp App is used to configure the operators, make diagnoses, manage remote controls, read the technical documentation, thanks to a simple and intuitive interface, directly from a smartphone or tablet. Available for PC, iOS and Android.

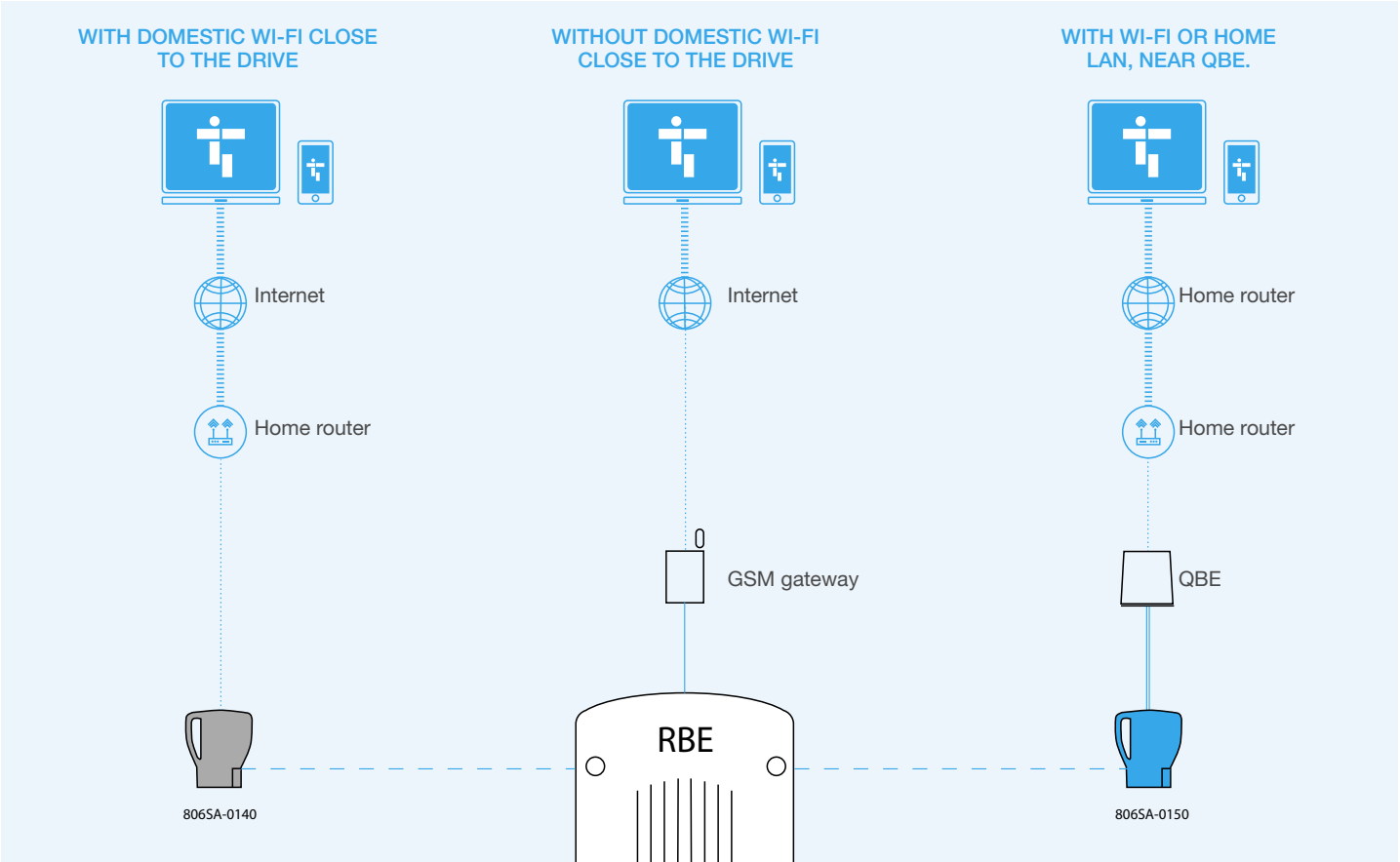


THE COMPLETE RANGE

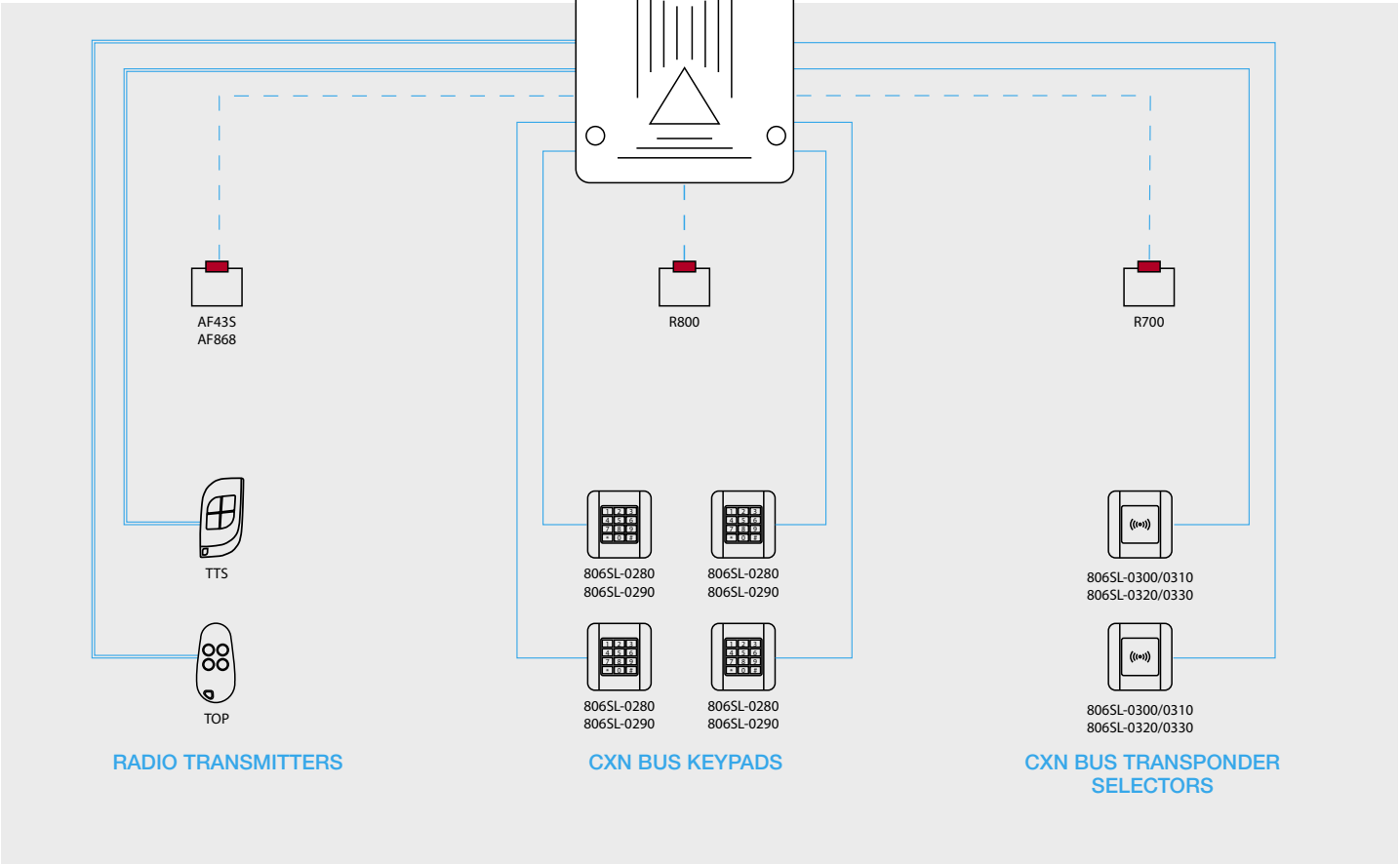
Code	Description	List Price
433.92 MHz radio accessories for: 806RV-0010 - 806RV-0020		
001 TOP-A433N	Antenna tuned at 433.92 MHz.	£24.60
001 AF43S	433,92 MHz plug-in radio frequency card.	£34.00
868.35 MHz radio accessories for: 806RV-0010 - 806RV-0020		
001 TOP-A862N	Antenna tuned at 868.35 MHz.	£25.80
001 AF868	868.35 MHz plug-in radio frequency card.	£35.10
Accessories for antenna		
001 TOP-RG58	Antenna cable.	£2.40
Accessories for keypad operation		
001 R800	Control board for decoding and access-control management via keypad selectors.	£27.00
806SL-0280 	SELT1BDG - Surface-mounted 12-key BUS CXN keypad selector with blue backlighting. RAL7024 grey colour.	£88.90
806SL-0290 	SELT2BDG - Recess-mounted 12-key BUS CXN keypad selector with blue backlighting. RAL7024 grey colour.	£84.30
Accessories for operation with transponder		
001 R700	Control board for decoding and access-control management via transponder selector.	£50.40
806SL-0300 	SELR1BDG - Surface-mounted BUS CXN transponder selector for cards, keyfobs and TAG (Manchester protocol) with blue backlighting. RAL7024 grey colour.	£75.40
806SL-0310 	SELR2BDG - Recess-mounted BUS CXN transponder selector for cards, keyfobs and TAG (Manchester protocol) with blue backlighting. RAL7024 grey colour.	£70.90
Accessories for: 806SL-0300 - 806SL-0310		
009 PCT	Keyfob transponder.	£11.70
806XG-0090	Transponder card, ISO 7810 - 7813 format, Manchester 125 KHz protocol.	£4.00
806XG-0090/50	Transponder card, ISO 7810 - 7813 format, Manchester 125 KHz protocol. (Pack of 50)	£150.00
806XG-0090/100	Transponder card, ISO 7810 - 7813 format, Manchester 125 KHz protocol. (Pack of 100)	£250.00
Accessories for: 806SL-0320 - 806SL-0330		
806XG-0100	ISO MIFARE Classic 1 K – 13.56 MHz card.	£6.00
806XG-0100/50	ISO MIFARE Classic 1 K – 13.56 MHz card. (Pack of 50)	£275.00
806XG-0100/100	ISO MIFARE Classic 1 K – 13.56 MHz card. (Pack of 100)	£500.00



REMOTE CONTROL



ACCESSORIES CONNECTION



DATA NETWORK WI-FI PLUG-IN RADIO FREQUENCY WIRED

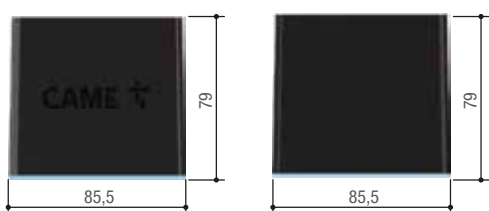
Notes:
Remote controls, keypads or transponder selectors can only be connected for one type of accessory.



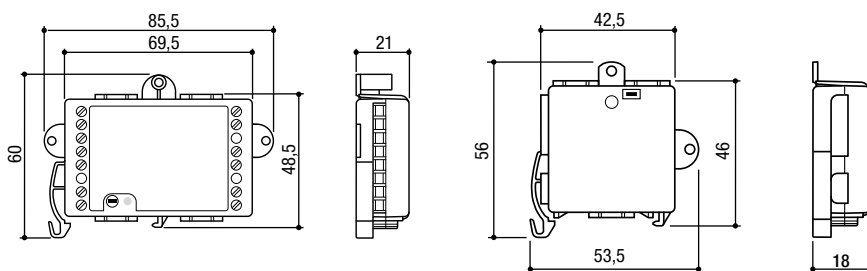
Technology to control automated operators from any remote location

- Developed with CONNECT technology for remote digital control via gateway or locally via CAME KEY.
- Freedom of installation by choosing the appropriate connection type (Wi-Fi-Ethernet-GSM).
- Possibility to extend the system using SLV modules (806SA-0040 - 806SA-0150).
- Thanks to the CAME protocol it is possible to have total control of the operator (commands, automation status, programming).
- Possibility to program scenarios and timers, easily and intuitively.
- Thanks to two output relays and two digital inputs, integrated in the unit, the operator opening or closing can be controlled without the CAME protocol (806SA-0010 - 806SA-0020).
- The basic GSM version without built-in radio-frequency module is also available (806SA-0030).
- CAME AUTOMATION APP and CAME SETUP can be freely downloaded from Google Play or App Store.

Dimensions (mm)



842EC-0020
806SA-0130



806SA-0010
806SA-0020

806SA-0040

Technical characteristics

MODELS	842EC-0020	806SA-0130	806SA-0010	806SA-0020	806SA-0040
Protection rating (IP)	30	30	-	-	-
Power supply (V)	5 DC	5 DC	12 - 30 AC - DC	12 - 30 AC - DC	12 - 30 AC - DC
Radio signal frequency (Mhz)	868,65 - 869,50	869,50	-	-	869,50
Data connection technologies	Wi-Fi - Ethernet	Wi-Fi - Ethernet	GSM	GSM	-
Power (W)	-	-	3	3	-
Operating temperature (°C)	+5 ÷ +40	+5 ÷ +40	-20 ÷ +70	-20 ÷ +70	-20 ÷ +70

● 230 V AC ● 24 V DC

Code	Description	List Price
GSM Gateways		
RGSM-1NCE 	GSM Connect module with 3 year 1nce 480MB SIM, antenna cable and bracket. See page 12 for full details. FREE with Always Connected kits.	£213.00
806SA-0010 	RGSM001 - GSM Gateway module with built-in radio, for remote control of CAME automated operators with the CAME CONNECT dedicated system (002RSE module included). For controlling up to five SLV modules.	£168.00
Ethernet and WiFi Gateways		
842EC-0020 	QBEDFSB1 - Radio-frequency and WiFi Smart Home Gateway, with one App to manage all connected devices, remotely or on site.	£280.00
806SA-0130 	QBEMFSB2 - Ethernet-WiFi Gateway for controlling, via the CAME Connect system, up to five SLV modules over the radio-frequency connection.	£190.00
Wi-Fi gateways		
806SA-0140 	Gateway to connect the automation to the cloud via WiFi or locally via Bluetooth selector (50 users)	£121.00
Accessories for: 806SA-0010 - 806SA-0030 - 806SA-0130 - 842EC-0020		
806SA-0150 	SLV Module to connect the operator to the CAME Connect gateways.	£101.20
806SA-0040 	RSLV001 - SLV module for operators (002RSE module included).	£107.00
Accessories for GSM Gateway		
806SA-0050	Two-metre long antenna cable	£25.70



DOWNLOAD THE CAME AUTOMATION APP

The Cloud connection changes the way we experience our automated operators, by ensuring comfort and safety. We have put all our CAME Connect automated products online. In this way they can be controlled from any smartphone or tablet.

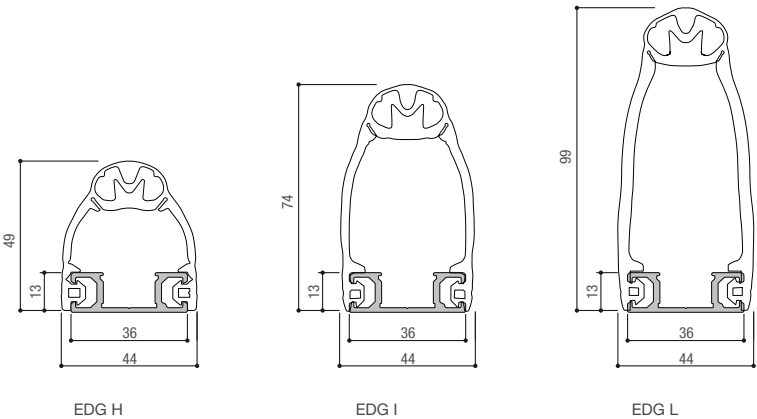




Resistive sensitive safety edges for total protection

- The right solutions for a high level of safety and quality of your automation system.
- Choose a ready-to-use sensitive safety edge in 4 different lengths or compose your custom profile.
- Each sensitive edge (model H-I-L) can be shortened using the dedicated scissors (806ED-0171).
- All sensitive edges are of the resistive type (8K2).
- Specific for using with RIO System 2.0 (requires items: 806SS-0020 & either 806SS-0040 or 806SS-0050).
- The EDG series wired sensitive edge control device (806SS-0060) is available, certified in category 3 and corresponding to Performance Level E, according to EN ISO 13849-1.

Dimensions (mm)



Technical characteristics

MODELS	EDG H	EDG I	EDG L
Protection rating (IP)		67	
Operating temperature (°C)		-20 ÷ +60	
Material		EPDM	
Cable length (m)		5	
Resistor (Ω)		8.2 (0.6 W)	

See the SENSITIVE EDGES catalog for full details.

Code	Description	List Price
EDG H - Cuttable resistive safety edges with Click-Fit base - H = 49 mm		
806ED-0130	EDGH15R1 - Resistive safety edge, rubber with profile dimensions 44 mm x 49 mm. L = 1,500 mm.	£91.70
806ED-0131	EDGH17R1 - Resistive safety edge, rubber with profile dimensions 44 mm x 49 mm. L = 1,700 mm.	£98.70
806ED-0132	EDGH20R1 - Resistive safety edge, rubber with profile dimensions 44 mm x 49 mm. L = 2,000 mm.	£106.00
806ED-0133	EDGH25R1 - Resistive safety edge, rubber with profile dimensions 44 mm x 49 mm. L = 2,500 mm.	£120.00
EDG I - Cuttable resistive safety edges with Click-Fit base - H = 74 mm		
806ED-0140	EDGI15R1 - Resistive safety edge, rubber with profile dimensions 44 mm x 74 mm. L = 1,500 mm.	£101.10
806ED-0141	EDGI17R1 - Resistive safety edge, rubber with profile dimensions 44 mm x 74 mm. L = 1,700 mm.	£111.00
806ED-0142	EDGI20R1 - Resistive safety edge, rubber with profile dimensions 44 mm x 74 mm. L = 2,000 mm.	£119.00
806ED-0143	EDGI25R1 - Resistive safety edge, rubber with profile dimensions 44 mm x 74 mm. L = 2,500 mm.	£136.00
EDG L - Cuttable resistive safety edges with Click-Fit base - H = 99 mm		
806ED-0150	EDGL15R1 - Resistive safety edge, rubber with profile dimensions 44 mm x 99 mm. L = 1,500 mm.	£120.00
806ED-0151	EDGL17R1 - Resistive safety edge, rubber with profile dimensions 44 mm x 99 mm. L = 1,700 mm.	£135.00
806ED-0152	EDGL20R1 - Resistive safety edge, rubber with profile dimensions 44 mm x 99 mm. L = 2,000 mm.	£180.00
806ED-0153	EDGL25R1 - Resistive safety edge, rubber with profile dimensions 44 mm x 99 mm. L = 2,500 mm.	£180.00
Cordless control for resistive edges		
806TF-0060	DXR10BAP - Pair of surface mounted synchronised, swivelling, infrared-beam photocells rated at 12 - 24 V AC - DC and battery transmitter. Range: 10 m.	£121.00



THE COMPLETE RANGE

Code	Description	£ Net Price	€Net Price
Components for installing the sensitive safety-edges			
389110	EP49x74A1 contact profile. W 45mm, H 49mm. 25m reel.	£600.10	€720.12
389109	EP74x74A1 contact profile. W 45mm, H 74mm. 25m reel.	£697.00	€836.40
389087	EP99x74A1 contact profile. W 45mm, H 99mm. 25m reel.	£883.00	€1059.60
389118	XL-C49 end caps - set of 2. For contact profile EP45x49A1	£4.10	€4.90
389117	XL-C74 end caps - set of 2. For contact profile EP45x74A1	£4.50	€5.40
389115	XL-C99 end caps - set of 2. For contact profile EP45x99A1	£4.70	€5.60
209596-2M	AP-G1 flat aluminium mounting rail. 2m length.	£38.00	€45.00
806ED-0171	XL-CUT Rubber Profile cutters. 75mm cutting blade.	£60.50	€72.60
389121	XL-CC5 connection cable. length 5m. One connecting plug (male), one open cable end.	£9.80	€11.70
389126	XL-IC5 interconnection plug to plug cable with male connectors. 5m long.	£10.80	€13.00
389111	XL-CEP contact end piece - set of 2 with cable and connecting plug (female).	£14.50	€17.40
389114	XL-RP8 resistor plug 8.2 kOhm with connecting plug (male).	£4.20	€5.00
Accessories for resistive sensitive edges			
806SS-0060	ECN3F242 – Device for wired control in cat.3 for 8.2 KOhm resistive safety edges.	£173.00	€207.60



[illegible]



Total safety today is also cordless

- Save on fitting times compared to traditional installations.
- No digging or masonry work required.
- No cables to lay.
- Elegant, low-key design.
- Compatible with any control panel.
- Total safety in compliance with European standards.
- Immediately brings your systems up to code, even if they are non compliant.
- Reduced consumption.
- Malfunction and low-battery alerts.

Dimensions (mm)



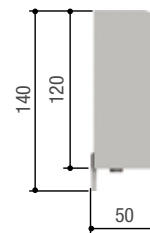
806SS-0030



806SS-0010
806SS-0020



806SS-0050










Operational limits


MODELS	806SS-0010	806SS-0020	806SS-0030	806SS-0050	806SS-0040
Max. range of radio (m)	30	30	30	30	30
Max range of infrared beam (m)	10 (TX - RX)	-	-	-	-

Technical characteristics

MODELS	806SS-0010	806SS-0020	806SS-0030	806SS-0050	806SS-0040
Protection rating (IP)	54	54	54	55	-
Power supply (V)	3	3	3	24 AC - DC	5
Radio signal frequency (Mhz)	868,95	868,95	868,95	868,95	868,95
Battery type	2 CR123A Lithium	1 CR123A Lithium	2 CR123A Lithium	-	-
Battery capacity (mAh)	1700	1700	1700	-	-
Operating temperature (°C)	-20 ÷ +55	-20 ÷ +55	-20 ÷ +55	-20 ÷ +55	-20 ÷ +55
Material	ABS - Polycarbonate	ABS - Polycarbonate	ABS - Polycarbonate	ABS - Polycarbonate	-

Code	Description	List Price
Wireless, infrared beam photocells.		
806SS-0010 	RIOPH8WS - Pair of wireless, infrared-beam photocells. Infrared range: 10 (m)	£133.00
Wireless modules		
806SS-0020 	RIOED8WS - Wireless module for controlling resistive sensitive safety-edges.	£98.30
Wireless flashing lights		
806SS-0030 	RIOLX8WS - Wireless flashing light	£105.30
Surface-mounted wireless control modules		
806SS-0050  	RIOCT8WS - External radio-control module for managing wireless accessories.	£120.00
Wireless plug-in control modules for operators set up for RIO System 2.0 technology		
806SS-0040  	RIOCN8WS - Snap-in, radio-based control module for managing wireless accessories.	£62.10
Accessories for: 806SS-0010		
001 DB-L	Anodised aluminium with natural finish post. H = 500 mm.	£36.00
001 DB-LN	Black anodised aluminium post. H = 500 mm.	£35.10
001 DB-CG	Silver RAL9006, PVC post. H = 500 mm.	£35.10
001 DB-CN	Black RAL 9005, PVC post. H = 500 mm.	£36.00

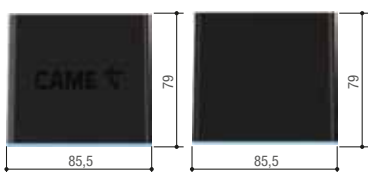




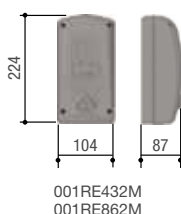
The perfect solution for temporary access management.

- Developed with CONNECT technology for remote management of temporary access via gateway
- Benefits to the system operator:
 - > Check IN and Check OUT management
 - > Automated system for access via smartphone
 - > Keypad code management via cloud for opening doors in common areas or for unconnected guests
 - > Scheduling
 - > Customisable invitation mail with logo and facility information
 - > Customisable confirmation in various languages
- Benefits for visitors or guests:
 - > No registration process required
 - > No app to install, just web browser
 - > Unlimited access at any time
 - > Secure management of personal data
- Extension of access management to CAME automations.
- Freedom of installation by choosing the appropriate connection type (Wi-Fi-Ethernet-GSM).

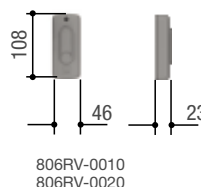
Dimensions (mm)



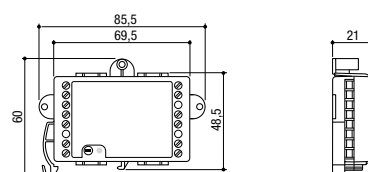
806SA-0180



001RE432M
001RE862M
















806RV-0010
806RV-0020



806SA-0170

Technical characteristics

MODELS	806SA-0180	806RV-0020	806SL-0280	806SA-0150
Protection rating (IP)	30	65	54	-
Power supply (V)	5 DC	120 - 230 V AC	12 - 24 AC - DC	5 DC
Radio signal frequency (Mhz)	869,50	433,92 - 868,35	-	869,50
Power (W)	-	-	0.35	-
Operating temperature (°C)	+5 ÷ +40	-20° ÷ 55°C	-20 ÷ +55	-20 ÷ +70

Code	Description	List Price
Access control kit		
8K06RV-005  	Quick&Easy Access - Temporary access management kit consisting of gateway 806SA-0180, RBE 806RV-0020, a wired keypad 806SL-0280, a keypad encoder board 001R800 and a SLV module 806SA-0150.	POA
AC Gateways		
806SA-0170   	RGSM001AC - GSM Gateway module with built-in radio, for remote control of accesses with the CAME CONNECT dedicated system (002RSE module included). For controlling up to five SLV modules.	POA
806SA-0200  	Wi-Fi Gateway AC to control access with the CAME Connect system.	POA
SLV modules		
806SA-0150 	SLV Module to connect the operator to the CAME Connect gateways.	£101.20
806SA-0040  	RSLV001 - SLV module for operators (002RSE module included).	£107.00
Receiver modules		
001 AF43S	433,92 MHz plug-in radio frequency card.	£34.00
001 AF868	868.35 MHz plug-in radio frequency card.	£35.10
12 - 24 V AC - DC external modules		
806RV-0010  	RBE4024 - Four-channel surface-mounted multi-user IP54 receiver module, 24 V AC - DC to store up to 3000 different users (codes), for TOP, TAM, ATOMO D, TWIN and TTS coding.	£178.00
120 - 230 V AC external modules		
806RV-0020 	RBE4230 - Four-channel surface-mounted multi-user IP54 receiver module, 120 - 230 V AC to store up to 3000 different users (codes), for TOP, TAM, ATOMO D, TWIN and TTS coding.	£202.00







DOWNLOAD THE CAME AUTOMATION APP

The Cloud connection changes the way we experience our automated operators, by ensuring comfort and safety. We have put all our CAME Connect automated products online. In this way they can be controlled from any smartphone or tablet.



THE COMPLETE RANGE

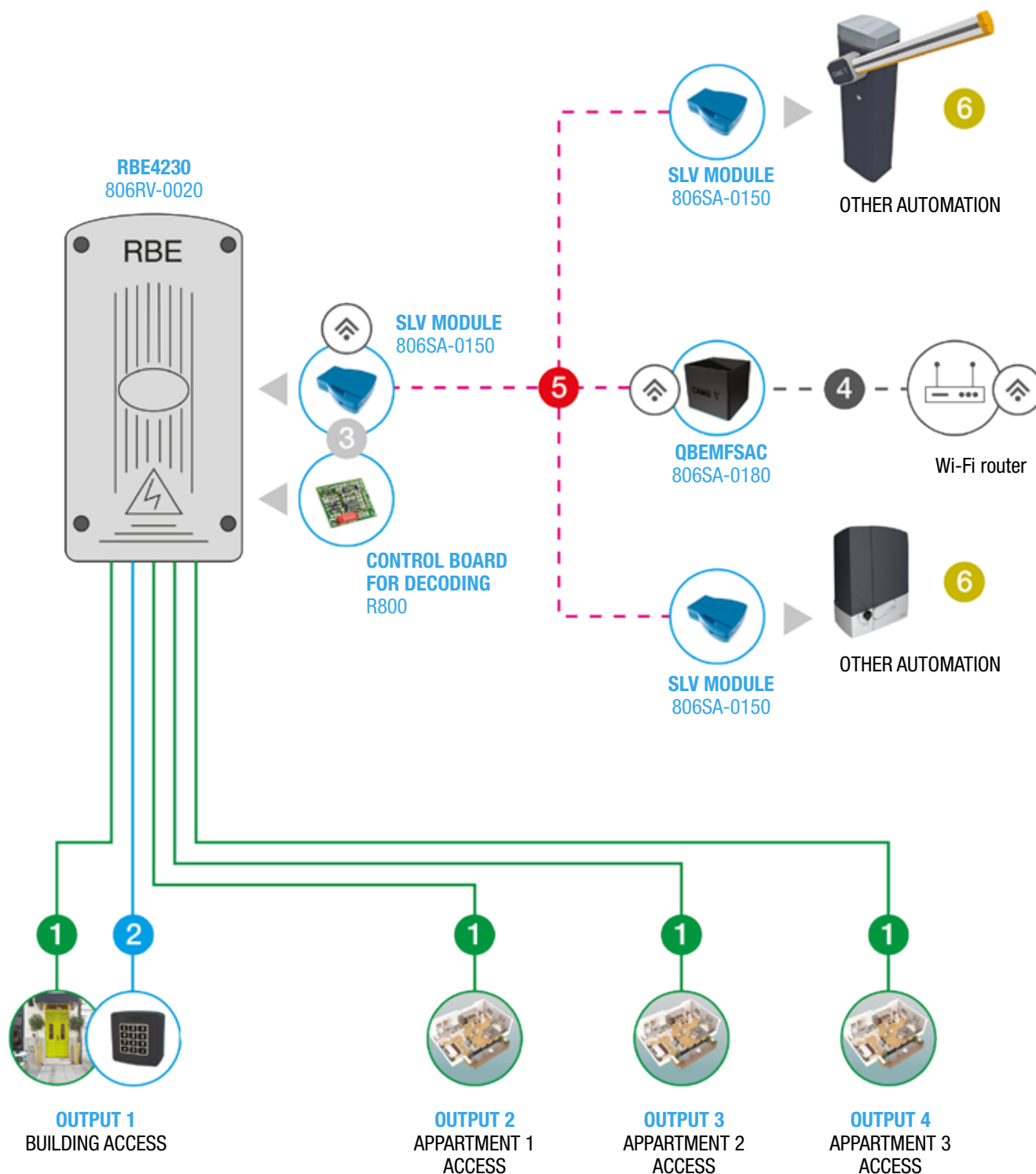
Code	Description	List Price
Accessories for keypad operation		
001 R800	Control board for decoding and access-control management via keypad selectors.	£27.00
806SL-0280 	SELT1BDG - Surface-mounted 12-key CXN BUS keypad selector with blue backlighting. RAL7024 grey colour.	£88.90
806SL-0290 	SELT2BDG - Recess-mounted 12-key CXN BUS keypad selector with blue backlighting. RAL7024 grey colour.	£84.30
Accessories for operation with transponder		
001 R700	Control board for decoding and access-control management via transponder selector.	£50.40
806SL-0300 	SELR1BDG - Surface-mounted CXN BUS transponder selector for cards, keyfobs and TAG (MANCHESTER protocol) with blue backlighting. RAL7024 grey colour.	£75.40
806SL-0310 	SELR2BDG - Recess-mounted CXN BUS transponder selector for cards, keyfobs and TAG (MANCHESTER protocol) with blue backlighting. RAL7024 grey colour.	£70.90



DOWNLOAD THE CAME AUTOMATION APP

The Cloud connection changes the way we experience our automated operators, by ensuring comfort and safety. We have put all our CAME Connect automated products online. In this way they can be controlled from any smartphone or tablet.





1 Connect door locks to RBE (wired)

2 Connect keypad to RBE (wired)

3 Insert the plug-in modules

4 Set up QBE with your home Internet network (via Wi-Fi or cable)

5 Connect the SLV module to QBE (via radio)

6 Possibility to connect other automations

- - - - Wi-Fi connection

- - - - Radio connection

GENERAL CONDITIONS OF SALE

CAME UK LTD (“THE SELLER”) / CAME IE LTD (“THE SELLER”)

The Buyer's attention is drawn in particular to the provisions of clause 10.

1. INTERPRETATION

1.1 Definitions. In these Conditions, the following definitions apply:

- Additional Charges:** any additional charges arising under the Contract payable by the Buyer in addition to the price for the Goods and “Additional Charge” shall mean any one of the Additional Charges.
- Buyer:** the person firm or company who buys or agrees to buy the Goods from the Seller.
- Conditions:** these terms and conditions of sale.
- Contract:** the contract between the Seller and the Buyer for the sale and purchase of Goods in accordance with these Conditions.
- Delivery Date:** the date specified by the Seller when the Goods are to be delivered or other such date as may be agreed by the parties in writing;
- Delivery Location:** the location set out in the Order or such other location as the parties may agree in writing, or where no such location is specified, the Buyer's premises detailed on the quotation given by the Seller to the Buyer in respect of the Goods.
- Force Majeure Event:** as defined in clause 11.1.
- Goods:** all goods (or any part thereof) set out in the Order.
- Group:** in relation to a company, that company, any subsidiary or holding company (as defined in section 1159 of the Companies Act 2006) of that company, and any subsidiary of a holding company of that company.
- Order:** the Buyer's order for the Goods, as set out in the Buyer's purchase order form, the Buyer's written acceptance of the Seller's quotation, or overleaf, as the case may be.
- Seller UK:** CAME BPT UK Limited, registered in England and Wales with company number 03267714, whose registered office is Unit 1B, Willow Farm Business Park, Castle Donington, Derby, DE74 2US.
- Seller IE:** CAME BPT IE, registered in Ireland with company number 420195 whose registered office is Unit 9, The Westway Centre, Ballymount, Dublin 12, Ireland.
- Wasted Time Rate:** the charge for wasted time at the Seller's standard rate for wasted time of £1 (one pound) / per minute up to and including 30 (thirty) minutes and thereafter at a charge of per minute, or such other charge as notified to the Buyer from time to time.
- 1.2 Construction. In these Conditions, the following rules apply:**
- (a) A person includes a natural person, corporate or unincorporated body (whether or not having separate legal personality).
 - (b) A reference to a party includes its personal representatives, successors or permitted assigns.
 - (c) A reference to a statute or statutory provision is a reference to such statute or provision as amended or re-enacted. A reference to a statute or statutory provision includes any subordinate legislation made under that statute or statutory provision, as amended or re-enacted.
 - (d) Any phrase introduced by the terms including, include, in, particular or any similar expression shall be construed as illustrative and shall not limit the sense of the words preceding those terms.
 - (e) A reference to writing or written includes faxes and e-mails.

2. BASIS OF CONTRACT

- 2.1** These Conditions shall apply to the sale by the Seller of all Goods purchased by the Buyer and these Conditions shall govern the Contract to the exclusion of any other terms and conditions introduced or submitted by the Buyer.
- 2.2** The Order constitutes an offer by the Buyer to purchase the Goods in accordance with these Conditions. The Buyer is responsible for ensuring that the terms of the Order and any applicable specification of the Goods are complete and accurate.
- 2.3** The Order shall only be deemed to be accepted when the Seller acknowledges the Order in writing and not before, at which point the Contract shall come into existence.
- 2.4** Any tenders or quotations will not constitute an offer. Any tenders or quotations submitted to the Buyer shall remain valid for the period stated therein, but if no period is specified such tenders and quotations shall be valid for 30 days from the date thereof. All tenders and quotations shall be subject to these Conditions.
- 2.5** Any typographical, clerical or other error or omission in any sales literature, quotation, pricelist, acceptance of offer, invoice or other documentation or information issued by the Seller shall be subject to correction without any liability on the part of the Seller.
- 2.6** The Seller's employees or agents are not authorised to make any representations concerning the Goods unless confirmed by an authorised director of the Seller in writing. In entering into the Contract the Buyer acknowledges that it does not rely on any such representations which are not so confirmed, save that nothing in these Conditions shall exclude the Seller's liability for fraudulent misrepresentation.
- 2.7** No Order which has been accepted by the Seller may be cancelled by the Buyer except with the agreement in writing of the Seller and on terms that the Buyer shall indemnify the Seller in full against all loss (including loss of profit), costs (including the cost of all labour and materials used), damages, charges and expenses incurred by the Seller as a result of cancellation.

3. GOODS

- 3.1** The Goods are described in the Seller's catalogue as modified by any applicable specification.
- 3.2** Unless the Seller agrees otherwise, only the specifications referred to in the quotation shall form part of the Contract.
- 3.3** The Seller reserves the right subject to giving prior written notice to the Buyer to modify the said specifications where the Goods cannot in the opinion of the Seller be manufactured according to the said specifications and the Buyer agrees to accept the Goods as manufactured according to the specifications so modified in satisfaction of the Seller's obligations as to manufacture of the Goods under the Contract.
- 3.4** To the extent that the Goods are to be manufactured in accordance with a specification supplied by the Buyer, the Buyer shall indemnify the Seller against all liabilities, costs, expenses, damages and losses (including any direct, indirect or consequential losses, loss of profit, loss of reputation and all interest, penalties and legal and other reasonable professional costs and expenses) suffered or incurred by the Seller in connection with any claim made against the Seller for actual or alleged infringement of a third party's intellectual property rights arising out of or in connection with the Seller's use of such specification. This clause 3.2 shall survive termination of the Contract.
- 3.5** The Seller reserves the right to make any changes to the Goods:
- (a) which are required so that the Goods conform with any applicable statutory or EU requirement; or
 - (b) where such changes to the Goods do not materially affect the quality or performance of the Goods.

4. SAFETY

- 4.1** Any Goods supplied by the Seller shall be handled correctly by the Buyer and in accordance with any of the Seller's instructions as notified to the Buyer from time to time. The Buyer must ensure that all appropriate safety precautions are taken and that its staff is aware of and comply with all storage and usage instructions.

5. DELIVERY

- 5.1** Unless otherwise agreed by the Seller in writing, the Seller will deliver the Goods to the Delivery Location.
- 5.2** The Seller will reasonably endeavour to deliver the Goods on the Delivery Date, but the time of delivery or performance shall not be of the essence. The Seller shall not be liable for any delay in delivery of the Goods that is caused by a Force Majeure Event or the Buyer's failure to provide the Seller with adequate delivery instructions or any other instructions that are relevant to the supply of the Goods.
- 5.3** If the Seller fails to deliver the Goods (or any instalment thereof) the Seller's liability shall be limited to the excess (if any) of the cost to the Buyer (in the cheapest available market) of similar goods to replace those not delivered over the Price of the Goods. The Seller shall have no liability for any failure to deliver the Goods to the extent that such failure is caused by a Force Majeure Event, the Buyer's fault, or the Buyer's failure to provide the Seller with adequate instructions in relation to delivery or otherwise.
- 5.4** The Buyer shall provide the Seller with clear delivery instructions and accept delivery on the Delivery Date and at the Delivery Location. Upon delivery the Buyer shall sign a delivery note which will be conclusive evidence that delivery of the Goods has been made.
- 5.5** Unless the Seller agrees otherwise in writing, the Seller shall unload the Goods. The Buyer shall ensure that at least one representative is available to assist the Seller during the unloading of the Goods. Other than by reason of the Seller's fault, the Buyer shall be charged, as an Additional Charge, for wasted time at the Wasted Time Rate and any other expenses incurred by the Seller for:
- (a) any delay caused by the Buyer's inability or unwillingness to accept delivery of, or to collect, the Goods; and/or
 - (b) each repeat delivery where the Seller or Seller's carrier leaves the Delivery Location and subsequently returns to the Delivery Location with the Goods.
- 5.6** If the Buyer fails to accept delivery of the Goods within three Business Days of the Seller notifying the Buyer that the Goods are ready, then, except where such failure or delay is caused by a Force Majeure Event or the Seller's failure to comply with its obligations under the Contract:
- (a) delivery of the Goods shall be deemed to have been completed at 9.00am on the third working day after the day on which the Seller notified the Buyer that the Goods were ready; and
 - (b) the Seller will store the Goods until delivery takes place, and charge the Buyer for all related costs and expenses (including insurance).
- 5.7** If the Buyer has not accepted delivery of the Goods within 10 working days from day after the Seller notified the Buyer that the Goods were ready for delivery, the Seller may resell or otherwise dispose of part or all of the Goods and, after deducting reasonable storage and selling costs, account to the Buyer for any excess over the price of the Goods or charge the Buyer for any shortfall below the price of the Goods.
- 5.8** The Seller shall have the right to deliver any Goods ordered in instalments. Failure by the Seller to deliver any one or more of the instalments in accordance with these Conditions or any claim by the Buyer in respect of the Goods delivered in any one or more instalments shall not entitle the Buyer either to treat the Contract as a whole as repudiated or to reject or refuse to take delivery of any of the Goods delivered in any other instalment.

6. RISK AND TITLE

- 6.1** Risk in the Goods shall pass to the Buyer at the time of delivery, or if the Buyer wrongfully fails to take delivery, the time when delivery is deemed to have taken place in accordance with clause 5.6(a).
- 6.2** Title to the Goods shall not pass to the Buyer until the earlier of:
- (a) the Seller receives payment in full (in cash or cleared funds) for the Goods and any other goods that the Seller has supplied to the Buyer in respect of which payment has become due, in which case title to the Goods shall pass at the time of payment of all such sums; or
 - (b) the Buyer resells the Goods, in which case title to the Goods shall pass to the Buyer at the time specified in clause 6.4.
- 6.3** Until title to the Goods has passed to the Buyer, the Buyer shall:
- (a) store the Goods separately from all other goods held by the Buyer so that they remain readily identifiable as the Seller's property;
 - (b) not remove, deface or obscure any identifying mark or packaging on or relating to the Goods;
 - (c) maintain the Goods in satisfactory condition and keep them insured against all risks for their full price from the date of delivery;
 - (d) notify the Seller immediately if it becomes subject to any of the events listed in clause 13.1;
 - (e) give the Seller such information relating to the Goods as the Seller may require from time to time; and
 - (f) not pledge or in any way charge by way of security for any indebtedness any of the Goods.
- 6.4** Subject to clause 6.5, the Buyer may resell or use the Goods in the ordinary course of its business (but not otherwise) before the Seller receives payment for the Goods. However, if the Buyer resells the Goods before that time:
- (a) it does so as principal and not as the Seller's agent; and
 - (b) title to the Goods shall pass from the Seller to the Buyer immediately before the time at which resale by the Buyer occurs.
- 6.5** If before title to the Goods passes to the Buyer the Buyer becomes subject to any of the events listed in clause 13.1, then, without limiting any other right or remedy the Seller may have:
- (a) the Buyer's right to resell the Goods or use them in the ordinary course of its business ceases immediately; and
 - (b) the Seller may at any time:
 - (i) require the Buyer to deliver up all Goods in its possession which have not been resold, or irrevocably incorporated into another product; and
 - (ii) if the Buyer fails to do so promptly, enter any premises of the Buyer or of any third party where the Goods are stored in order to recover them.

7. **PRICE**
- 7.1 The price for the Goods shall be the price specified by the Seller in the quotation or, if no price is quoted, the price set out in the Seller's published price list in force as at the date of delivery.
- 7.2 Unless otherwise agreed in writing, the price of the Goods is exclusive of the costs and charges of packaging, insurance and transport of the Goods, which shall be invoiced to the Buyer as an Additional Charge.
- 7.3 The price of the Goods and any Additional Charges are exclusive of amounts in respect of value added tax (VAT). The Buyer shall, on receipt of a valid VAT invoice from the Seller, pay to the Seller such additional amounts in respect of VAT as are chargeable on the supply of the Goods.
- 7.4 List Prices shown in this price list are displayed in (£) for UK.
- 7.5 The Seller may, by giving notice to the Buyer at any time before delivery, increase the price of the Goods to reflect any increase in the cost of the Goods that is due to:
- any factor beyond the Seller's control (including foreign exchange fluctuations, increases in taxes and duties, and increases in labour, materials and other manufacturing costs);
 - any request by the Buyer to change the delivery date(s), quantities or types of Goods ordered, or the Specification; or
 - any delay caused by any instructions of the Buyer or failure of the Buyer to give the Seller adequate or accurate information or instructions.
8. **PAYMENT**
- 8.1 The Seller shall be entitled to invoice the Buyer for price of the Goods and any Additional Charges on or at any time before dispatch of the Goods or any instalment thereof. In the event that any Additional Charges arise following the issue by the Seller of the invoice, the Seller shall be entitled to invoice the Buyer as and when the Additional Charges arise.
- 8.2 Unless otherwise agreed in writing, the Buyer shall pay the invoice in full and in cleared funds by the date specified in the invoice or where no date or time frame is specified within 30 calendar days of the date of the invoice. Payment shall be made to the bank account nominated in writing by the Seller. Time of payment is of the essence.
- 8.3 The Buyer shall make payment for the price of the Goods in Sterling (euros) unless agreed otherwise in writing. Any payment received by the Seller in any other currency will not be deemed to be payment for the Goods in question. Where the Buyer makes payment for the Goods by cheque the Seller reserves the right to charge a surcharge of £10.00 in the event that any cheque rendered in payment of the Seller's invoices initially refused.
- 8.4 If the Buyer fails to make payment due to the Seller under the Contract by the due date for payment then, without prejudice to any other right or remedy available to the Seller:
- all invoices issued to the Buyer by the Seller in respect of any Goods sold or supplied pursuant to the Contract or any goods sold or supplied pursuant to any other contract shall immediately fall due for payment;
 - any credit, settlement terms, supply of goods or discount rates offered or extended by the Seller to the Buyer in respect of the same shall be cancelled immediately;
 - the Buyer shall pay interest on the overdue amount at the rate of 10% per annum above Seller's bank's base rate from time to time. Such interest shall accrue on a daily basis from the due date until actual payment of the overdue amount, whether before or after judgment. The Buyer shall pay the interest together with the overdue amount; and
 - the Seller shall be entitled to suspend any further deliveries of any Goods or goods agreed to be sold by the Seller to the Buyer or any instalment thereof (being the subject of the Contract or any other contract).
- 8.5 The Buyer shall pay all amounts due under the Contract in full without any set-off, counterclaim, deduction or withholding (except for any deduction or withholding required by law). The Seller may at any time, without limiting any other rights or remedies it may have, set off any amount owing to it by the Buyer against any amount payable by the Seller to the Buyer.
9. **WARRANTY**
- 9.1 The Seller warrants that:
- the Goods will correspond with the Seller's specification for them on delivery;
 - the Goods (except those wear items that are listed in the Seller's guide entitled "Operations Guide Relating to the Goods" as notified to the Buyer and as amended from time to time) manufactured by the Seller or its Group, will be free from material defects for 3 years from the Delivery Date; and
 - where the seller is supplying goods from other manufacturers; their standard recommended warranty will apply.
- 9.2 Subject to clause 9.3, if:
- the Buyer gives notice in writing to the Seller immediately on discovery but in any event within 14 days of discovery that some or all of the Goods do not comply with the warranty set out in clause 9.1;
 - the Seller is given a reasonable opportunity of examining such Goods; and
 - the Buyer (if asked to do so by the Seller) returns such Goods to the Seller's place of business at the Buyer's cost, the Seller shall, at its option, repair or replace the defective Goods, or refund the price of the defective Goods in full.
- 9.3 The Seller shall not be liable for Goods' failure to comply with the warranty set out in clause 9.1 in any of the following events:
- the Buyer makes any further use of such Goods after giving notice in accordance with clause 9.2;
 - the defect arises because the Buyer failed to follow the Seller's oral or written instructions as to the storage, commissioning, installation, use and maintenance of the Goods or (if there are none) good trade practice regarding the same;
 - the defect arises as a result of the Seller following any drawing, design or Specification supplied by the Buyer;
 - the Buyer alters or repairs such Goods without the written consent of the Seller;
 - the defect arises as a result of fair wear and tear, wilful damage, negligence, or abnormal storage or working conditions; or
 - the Goods differ from their description specification as a result of changes made to ensure they comply with applicable statutory or regulatory requirements.
- 9.4 Except as provided in this clause 9, the Seller shall have no liability to the Buyer in respect of the Goods' failure to comply with the warranty set out in clause 9.
- 9.5 The terms implied by sections 13 to 15 of the Sale of Goods Act 1979 are, to the fullest extent permitted by law, excluded from the Contract.
- 9.6 These Conditions shall apply to any repaired or replacement Goods supplied by the Seller.
10. **LIABILITY**
- 10.1 Nothing in these Conditions shall limit or exclude the Seller's liability for:
- death or personal injury caused by its negligence, or the negligence of its employees, agents or subcontractors (as applicable);
 - fraud or fraudulent misrepresentation;
 - breach of the terms implied by section 12 of the Sale of Goods Act 1979;
 - defective products under the Consumer Protection Act 1987; or
- any matter in respect of which it would be unlawful for the Seller to exclude or restrict liability.
- 10.2 Subject to clause 10.1:
- the Seller shall under no circumstances whatever be liable to the Buyer, whether in contract, tort (including negligence), breach of statutory duty, or otherwise, for any loss of profit, goodwill or any indirect or consequential loss arising under or in connection with the Contract; and
 - the Seller's total liability to the Buyer in respect of all other losses arising under or in connection with the Contract, whether in contract, tort (including negligence), breach of statutory duty, or otherwise, shall in no circumstances exceed 100% of price of the Goods.
11. **FORCE MAJEURE**
- 11.1 The Seller shall not be liable to the Buyer nor be deemed to be in breach of Contract by reason of any delay in performing, or any failure to perform, any of the Seller's obligations in relation to the Contract if the delay or failure was due to a Force Majeure Event. The following shall (without limitation) be regarded as Force Majeure Event:
- act of God, explosion, flood, tempest, fire or accident;
 - war or threat of war, sabotage, insurrection, terrorism, civil disturbance or requisition;
 - acts, restrictions, regulations, bye-laws, prohibitions or measures of any kind on the part of any governmental, parliamentary or local authority;
 - import or export regulations or embargoes;
 - strikes, lock-outs or other industrial actions or trade disputes (whether involving employees of the Seller or of a third party);
 - difficulties in obtaining raw materials, labour, fuel, parts or machinery; and
 - power failure or breakdown in machinery.
12. **INTELLECTUAL PROPERTY**
- 12.1 All specifications, drawings, designs and technical description, and all documents and information and "know-how" whatsoever supplied by the Seller to the Buyer is as between the Seller and the Buyer the Seller's intellectual property and shall at all times be treated by the Buyer as confidential and shall not without the prior written consent of the Seller be used by the Buyer except for the purposes of the Contract.
- 12.2 The Buyer will indemnify the Seller against all actions claims demands costs charges, penalties, royalties and expenses arising directly or indirectly or incurred by reason of any infringement or alleged infringement of or any right attributable to any letters patent, registered design trade mark, trade name, copyright or proprietary right arising from the use of any instructions, specifications or designs whether express or implied supplied by the Buyer to the Seller.
13. **INSOLVENCY OF BUYER**
- 13.1 This Condition applies if:
- the Buyer makes any voluntary arrangement with its creditors or (being an individual or firm) becomes bankrupt or (being a company) becomes subject to an administration order or goes into liquidation (otherwise than for the purposes of amalgamation or reconstruction); or
 - an encumbrancer takes possession or a receiver is appointed, of any of the property or assets of the Buyer; or
 - the Buyer ceases, or threatens to cease, to carry on business; or
 - the Seller reasonably apprehends that any of the events mentioned above is about to occur in relation to the Buyer and notifies the Buyer accordingly.
- 13.2 If this Condition applies then, without prejudice to any other right or remedy available to the Seller, the Seller shall be entitled to terminate the Contract with immediate effect by giving written notice to the Buyer and/or suspend any further deliveries under the Contract without any liability to the Buyer, and if the Goods have been delivered but not paid for, all of the Seller's outstanding invoices to the Buyer become immediately due and payable notwithstanding any previous agreement or arrangement to the contrary.
- 13.3 Termination of the Contract, however arising, shall not affect any of the parties' rights, remedies, obligations and liabilities that have accrued as at termination.
14. **GENERAL**
- 14.1 Notices. Any notice required or permitted to be given by either party to the other under these Conditions shall be in writing addressed to that other party at his registered office or principal place of business or such other address as may at the relevant time have been notified pursuant to this provision to the party giving the notice.
- 14.2 Severance. If any provision of these Conditions is held by any competent authority to be invalid or unenforceable in whole or in part the validity of the other provisions of these Conditions shall remain in full force and effect.
- 14.3 Waiver. No waiver by the Seller of any breach of the Contract by the Buyer shall be considered as a waiver of any subsequent breach of the same or any other provision.
- 14.4 Third party rights. A person who is not a party to the Contract shall not have any rights to enforce its terms.
- 14.5 Variation. No variation of these Conditions may be given by any of the Seller's employees unless confirmed in writing by an authorised director of the Seller and no collateral or supplemental contract may be made or construed unless confirmed in writing by an authorised director of the Seller on the Seller's official stationery.
- 14.6 Entire Agreement. The Buyer acknowledges that it has not relied on any statement, promise, representation, assurance or warranty made or given by or on behalf of the Seller which is not set out in the Contract.
- 14.7 Governing law and jurisdiction. The Contract shall be governed by the laws of England, and the Buyer agrees to submit to the non-exclusive jurisdiction of the English courts.
15. **SPECIFICATIONS AND INSTRUCTIONS**
- 15.1 Unless the Seller agrees otherwise, only the specifications referred to in the quotation shall form part of the Contract.
- 15.2 The Seller reserves the right subject to giving prior written notice to the Buyer to modify the said specifications where the Goods cannot in the opinion of the Seller be manufactured according to the said specifications and the Buyer agrees to accept the Goods as manufactured according to the specifications so modified in satisfaction of the Seller's obligations as to manufacture of the Goods under the contracts.
- 15.3 App Based Goods – the Buyer shall ensure that prior to supplying any app based goods to any customer it shall include within its customer terms and conditions for supply of the App based Goods a requirement for the customer to have read, understood and agreed to the app terms and conditions for the Goods prior to completion of purchase of the Goods. Where such Goods are supplied or installed by a third party for and/or on behalf of the Buyer the Buyer shall ensure that such installer also complies with this clause 10.3 by including this provision in its contract with the installer.

CAME 



CAME UK - North

Unit 1B
Sills Road
Willow Farm Business Park
Castle Donington
DE74 2US

Tel: 0115 921 0430

CAME UK - South

Liberta House
Maxted Road
Maylands Ind. Est.
Hemel Hempstead
Herts
HP2 7DX

Tel: 01442 230 800

All list prices are GBP (£) excluding VAT.



© CAME SPA - GENCATUK0324 - 2023 - EN UK

CAME RESERVES THE RIGHT TO MAKE ANY CHANGES TO THIS DOCUMENT AT ANY TIME.
YOU MAY NOT EVEN PARTIALLY REPRODUCE THIS DOCUMENT.



CAME S.p.A.

has the following Quality, Environmental
and Safety certifications:

ISO 9001
ISO 14001
ISO 45001